

boAt Bassheads 900 Pro

boAt Bassheads 900 Pro Wired Headphones User Manual

Model: Bassheads 900 Pro

1. INTRODUCTION

Thank you for choosing the boAt Bassheads 900 Pro Wired Headphones. This manual provides essential information for setting up, operating, maintaining, and troubleshooting your headphones. Please read this manual carefully before using the product to ensure optimal performance and longevity.

2. PACKAGE CONTENTS

Ensure all items listed below are present in your package:

- boAt Bassheads 900 Pro Wired Headphones with USB Type-A Connector
- User Manual

3. PRODUCT OVERVIEW

The boAt Bassheads 900 Pro headphones are designed for clear audio and communication, featuring a lightweight, foldable design and a unidirectional retractable microphone. Key components are detailed below.



Figure 3.1: Front view of the boAt Bassheads 900 Pro Wired Headphones, showcasing the over-ear design, retractable microphone, and USB Type-A connector.

3.1 Key Features

- **40mm Dynamic Drivers:** Delivers crisp and clear audio for an immersive listening experience.
- **Lightweight Build (150g):** Designed for extended comfort during long usage sessions.
- **Foldable Design:** Allows for easy storage and portability, occupying minimal space.
- **Adjustable Headband:** Ensures a secure and comfortable fit for various head sizes.
- **Unidirectional Retractable Microphone:** Picks up sound primarily from one direction, reducing background noise, and can be retracted when not in use.
- **Inline Remote Control:** Features volume adjustment and a microphone mute/unmute switch for convenient control.
- **USB Type-A Connectivity:** Provides a stable wired connection to compatible devices.



Figure 3.2: Detailed view highlighting the retractable microphone, adjustable headband, foldable design, unidirectional microphone, microphone on/off switch, and USB Type-A interface.

Adjustable Headband & Foldable Design



Figure 3.3: A user wearing the headphones, illustrating the adjustable headband and overall comfortable fit.



Figure 3.4: The headphones depicted to highlight their feather-light design, weighing only 150 grams.

4. SETUP

4.1 Connecting the Headphones

1. Locate an available USB Type-A port on your computer, laptop, or other compatible device.
2. Insert the USB Type-A connector of the headphones firmly into the port.
3. Your operating system should automatically detect and install the necessary drivers. This may take a few moments.
4. Once connected, the headphones should be ready for use as an audio output and input device. You may need to select them as the default audio device in your device's sound settings.

4.2 Adjusting for Comfort

1. **Headband Adjustment:** Gently slide the earcups up or down along the headband to achieve a comfortable fit over your ears.
2. **Microphone Positioning:** The microphone is retractable. Pull it out from the left earcup and bend the flexible arm to position the microphone approximately 2-3 cm from your mouth for optimal voice clarity.

Unidirectional Microphone

Picks up sound from one direction



Figure 4.1: Illustration of the unidirectional and retractable microphone's movement and flexibility.

5. OPERATING INSTRUCTIONS

The boAt Bassheads 900 Pro headphones feature an inline remote control for easy management of audio and microphone functions.

5.1 Inline Remote Control



Figure 5.1: The inline remote control and USB Type-A connector.

- **Volume Control:** Use the scroll wheel or buttons on the inline remote to adjust the audio volume. Scroll up to increase volume, scroll down to decrease.
- **Microphone Mute/Unmute:** A dedicated switch on the inline remote allows you to quickly mute or unmute your microphone. Slide the switch to the "OFF" position to mute and "ON" to unmute.

5.2 Audio Playback

Once connected and selected as the default audio device, your headphones will play audio from your connected device. Adjust volume using the inline remote or your device's system volume controls.

5.3 Using the Microphone

For voice communication (e.g., online calls, gaming), ensure the microphone is extended and positioned correctly. Confirm the microphone is unmuted via the inline switch and selected as the input device in your application or system settings.

6. MAINTENANCE

6.1 Cleaning

- Wipe the earcups and headband with a soft, dry, lint-free cloth.
- Do not use harsh chemicals, cleaning solvents, or strong detergents.
- Avoid getting moisture into any openings.

6.2 Storage

- When not in use, fold the headphones to save space and store them in a clean, dry place away from extreme temperatures.
- Avoid placing heavy objects on the headphones.

6.3 General Care

- Do not expose the headphones to water or excessive humidity as they are not water-resistant.
- Avoid dropping or subjecting the headphones to strong impacts.
- Do not attempt to disassemble or modify the headphones, as this will void the warranty.

7. TROUBLESHOOTING

If you encounter issues with your boAt Bassheads 900 Pro headphones, refer to the following common solutions:

Problem	Possible Cause	Solution
No sound from headphones	<ul style="list-style-type: none"> ◦ Headphones not properly connected. ◦ Volume too low or muted. ◦ Incorrect audio output device selected. ◦ Faulty USB port. 	<ul style="list-style-type: none"> ◦ Ensure USB Type-A connector is fully inserted. ◦ Increase volume using inline remote or device controls. Check if muted. ◦ In your device's sound settings, select "boAt Bassheads 900 Pro" as the default output device. ◦ Try connecting to a different USB port.
Microphone not working	<ul style="list-style-type: none"> ◦ Microphone muted. ◦ Incorrect audio input device selected. ◦ Microphone not positioned correctly. 	<ul style="list-style-type: none"> ◦ Check the microphone mute switch on the inline remote and ensure it is in the "ON" position. ◦ In your device's sound settings, select "boAt Bassheads 900 Pro" as the default input device. ◦ Extend and position the microphone arm close to your mouth.
Sound distortion or poor quality	<ul style="list-style-type: none"> ◦ Volume too high. ◦ Poor audio source quality. ◦ Loose connection. 	<ul style="list-style-type: none"> ◦ Reduce the volume. ◦ Test with a different audio source or file. ◦ Ensure the USB connector is secure.

If the problem persists, please contact boAt customer support for further assistance.

8. SPECIFICATIONS

Feature	Detail
---------	--------

Model Name	Bassheads 900 Pro
Connectivity Technology	Wired (USB Type-A)
Audio Driver Size	40mm Dynamic Drivers
Sensitivity	101 dB
Impedance	32 Ohm
Frequency Range	20Hz-20KHz
Microphone	Unidirectional, Retractable
Control Type	Inline Remote (Volume, Mic Mute)
Form Factor	Over-Ear
Material	Faux Leather, Plastic
Cable Length	1.5 Metres
Item Weight	150 Grams
Water Resistance Level	Not Water Resistant
Compatible Devices	Devices with USB Type-A ports (e.g., PCs, Laptops)
Manufacturer	Imagine Marketing Ltd
Country of Origin	India

9. WARRANTY AND SUPPORT

For warranty information and customer support, please refer to the warranty card included with your product or visit the official boAt website. The manufacturer is Imagine Marketing Ltd.







For further assistance, you may contact boAt customer service through their official channels. Keep your purchase receipt and product serial number handy for warranty claims.

Manufacturer: Imagine Marketing Ltd

Email: info@imaginemarketingindia.com

boAt Store: [Visit the boAt Store on Amazon](#)

Related Documents - Bassheads 900 Pro

	<p>boAt BassHeads 900 PRO Wired Headphones - Quick Start and Specifications</p> <p>Comprehensive guide to the boAt Bassheads 900 PRO wired headphones, covering setup, usage, technical specifications, and safety advice.</p>
	<p>boAt Rockerz 450 Pro: On-Ear Wireless Headphones with 70-Hour Playtime</p> <p>Comprehensive guide to the boAt Rockerz 450 Pro on-ear wireless headphones, detailing features like 70-hour battery life, 40mm drivers, Bluetooth V5.0, charging, functions, specifications, and troubleshooting tips.</p>
	<p>boAt Rockerz 550 Over-Ear Wireless Headphones User Manual</p> <p>User manual for the boAt Rockerz 550 Over-Ear Wireless Headphones, detailing specifications, safety precautions, charging, Bluetooth connectivity, and basic functions.</p>
	<p>Panasonic KX-TCA430 Headset - Features and Compatibility</p> <p>Detailed information about the Panasonic KX-TCA430 headset, including its features, compatibility with various phone systems, and multilingual specifications.</p>
	<p>Vieta Pro #ENJOY TWS Headphones - Black</p> <p>Vieta Pro True Wireless #ENJOY headphones offer Bluetooth 5.1, up to 20 hours of battery life, an integrated microphone for calls and voice assistants, and IPX4 water resistance. Available in multiple colors with Type-C charging.</p>
	<p>Creative Zen Hybrid Pro Wireless Over-Ear Headphones - Quick Start Guide and Specifications</p> <p>Comprehensive guide to the Creative Zen Hybrid Pro wireless over-ear headphones, covering setup, controls, Bluetooth LE Audio features, technical specifications, warranty, and safety information.</p>



lang: **score:14** filesize: 1.19 M page_count: 1 document date: 2024-08-27