

GHB ABM800

GHB Baby Monitor User Manual

MODEL: ABM800

1. Introduction

The GHB Baby Monitor (Model ABM800) is designed to provide parents with peace of mind by offering a reliable and secure way to monitor their baby. This advanced video baby monitor features a 2.8-inch 720P HD IPS screen, night vision, two-way audio, temperature monitoring, and a long-lasting 2000mAh battery. It utilizes enhanced 2.4 GHz wireless technology for a private and secure connection, requiring no Wi-Fi or external applications.



Image 1.1: The GHB Baby Monitor system, showing the camera unit and the parent monitor unit.

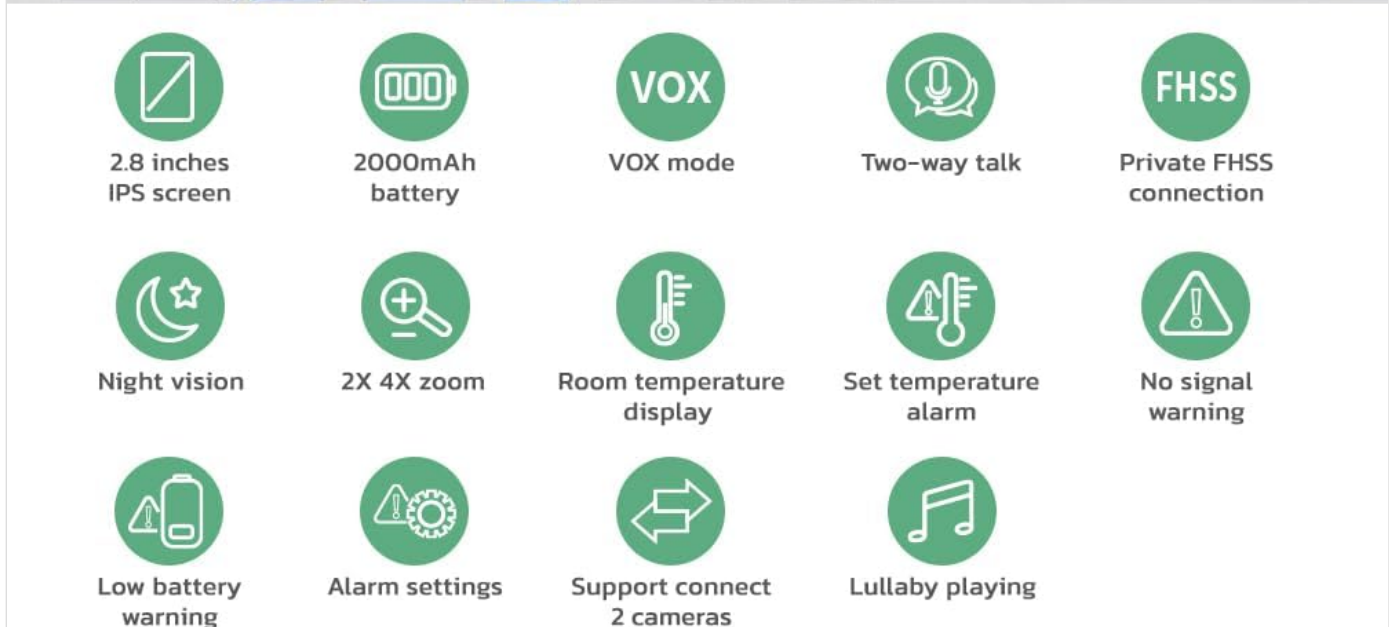


Image 1.2: Overview of the GHB Baby Monitor's main features, highlighting its comprehensive monitoring capabilities.

2. Setup

2.1 Unboxing and Components

Before setting up your GHB Baby Monitor, ensure all components are present in the package:

- Screen unit (Parent Unit)
- Camera unit (Baby Unit)
- Power adapters (for both units)



Image 2.1: The GHB Baby Monitor package contents, including the monitor, camera, power adapters, and user manual.

2.2 Placement of Camera Unit

Place the camera unit in a secure location within the baby's room, ensuring a clear view of the crib or play area. The camera is designed for indoor use and can be placed on a tabletop or mounted on a wall. For optimal performance, ensure the camera is positioned at a safe distance from the baby and any potential hazards.

Important Note: The camera unit must remain plugged into a power source to function. It does not operate on battery power.

Can be used with GHB baby monitor holder



Image 2.2: The camera unit can be mounted on a crib using a compatible holder, emphasizing the need for it to be plugged in.

2.3 Powering On and Initial Pairing

Connect the power adapters to both the camera unit and the parent unit, then plug them into electrical outlets. The parent unit has a built-in 2000mAh Lithium Ion battery, allowing for portable use. The units are typically pre-paired at the factory. If pairing is required, refer to the on-screen instructions or the dedicated pairing button on the units.

3. Operating Instructions

3.1 Basic Operation

- **Turning On/Off:** Press and hold the power button on the parent unit to turn it on or off.
- **Screen Display:** The 2.8-inch IPS screen provides a clear 720P HD video feed of your baby.
- **Volume Control:** Use the dedicated buttons on the parent unit to adjust the listening volume.

3.2 Key Features

- **VOX Power Save Mode:** Activate VOX mode to conserve battery life. In this mode, the screen automatically turns off and wakes up only when the camera detects noise above a certain level in your baby's room. The parent unit can operate for up to 15 hours in VOX mode and approximately 9 hours with continuous screen-on.



Image 3.1: Battery life comparison between VOX ON and VOX OFF modes.

VOX Power Saving Mode

When the environment is quiet, the display will automatically turn off to save power. When there is sound, the display screen lights up.



Image 3.2: Illustration of VOX Power Saving Mode, where the display turns off when quiet and lights up upon sound detection.

- **Two-Way Talk:** Use the two-way talk feature to communicate with your baby from another room. Press and hold the microphone button on the parent unit to speak. The intercom sound is clear, and background noise is minimized.

**The intercom sound is clear and
the background noise is low**



Image 3.3: Demonstrating the two-way talk feature, allowing parents to soothe their baby remotely.

- **HD Infrared Night Vision:** The monitor automatically switches to night vision in low-light conditions, allowing you to observe your baby clearly without disturbing them by turning on lights.



Image 3.4: Visual comparison of day mode and night vision mode, highlighting the clarity of the infrared night vision.

- **Temperature Monitoring:** The camera unit includes a temperature sensor that displays the real-time room temperature on the parent unit. You can set a temperature alert to be notified if the room temperature goes outside a comfortable range for your baby.
- **Lullabies:** The monitor has 8 built-in lullabies that can be played remotely from the parent unit to help soothe your baby to sleep.



Image 3.5: The monitor's features for playing lullabies and displaying room temperature.

- **Zoom Function:** The parent unit supports 2X and 4X digital zoom, allowing you to get a closer look at your baby.

ZOOM 2X 4X



Image 3.6: Demonstration of the 2X and 4X digital zoom feature on the monitor screen.

- **Multi-Camera Support:** The system can connect with up to 2 camera units (additional cameras sold separately), allowing you to monitor multiple rooms or angles. It uses FHSS (Frequency Hopping Spread Spectrum) technology for a secure and private connection without needing Wi-Fi or a mobile app.

Can connect 2 cameras



NO WIFI



NO APP



Image 3.7: The ability to connect up to two cameras for broader home monitoring.

3.3 Important Operating Notes

- The camera unit must remain plugged in to work.
- The camera can only be rotated manually; it cannot be rotated remotely via the screen.
- This device does not support motion detection.

4. Maintenance

To ensure the longevity and optimal performance of your GHB Baby Monitor, follow these maintenance guidelines:

- **Cleaning:** Use a soft, dry cloth to clean the surfaces of both the camera and parent units. Do not use abrasive cleaners or solvents.
- **Battery Care:** The parent unit contains a rechargeable Lithium Ion battery. For best battery life, avoid fully discharging the battery frequently. Charge the unit when the low battery warning appears.

- **Storage:** If storing the monitor for an extended period, ensure both units are powered off and stored in a cool, dry place.

5. Troubleshooting

If you encounter issues with your GHB Baby Monitor, refer to the following common problems and solutions:

Problem	Possible Cause / Solution
No image/sound on parent unit	Ensure both camera and parent units are powered on and connected to power. Check if units are within range. Re-pair units if necessary (refer to manual for pairing instructions).
Poor image quality	Check for obstructions between units. Ensure camera lens is clean. Adjust camera position for better lighting.
Static or interference	Move units closer together. Move units away from other electronic devices (e.g., Wi-Fi routers, microwaves) that may cause interference.
Parent unit battery drains quickly	Ensure battery is fully charged. Activate VOX mode to conserve power. Reduce screen brightness. Battery life naturally decreases over time.
Two-way talk not working	Ensure microphone button is pressed and held during speaking. Check volume levels on both units.
Temperature alert not functioning	Verify temperature alert settings are correctly configured on the parent unit.

6. Specifications

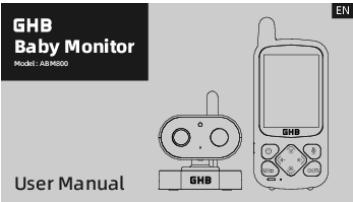
Feature	Detail
Brand	GHB
Model Name	ABM800
Indoor/Outdoor Usage	Indoor
Power Source	Corded Electric (Camera), Rechargeable Battery (Parent Unit)
Connectivity Protocol	2.4GHz FHSS (Frequency Hopping Spread Spectrum)
Mounting Type	Tabletop Mount or Wall Mount
Video Capture Resolution	720p HD
Screen Size	2.8 inches IPS Screen
Number of Items	1 (Camera Unit, Parent Unit, Power Adapters)
Included Components	Screen unit, Camera unit, Power adapters

Feature	Detail
Item Dimensions (L x W x H)	20 x 15 x 5.6 cm
Item Weight	520 g
Battery Type (Parent Unit)	1 Lithium Ion battery (2000mAh)
Special Features	2-Way Audio, VOX Mode, Night Vision, Temperature Monitoring, Lullabies, 2X/4X Zoom
Recommended Uses	Baby Monitoring, Elder Monitoring, Pet Monitoring

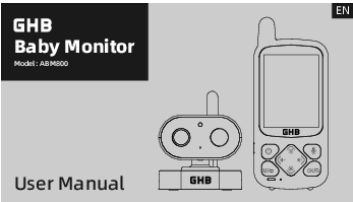
7. Warranty and Support

For warranty information, technical support, or any inquiries regarding your GHB Baby Monitor, please refer to the warranty card included in your product packaging or visit the official GHB website. You may also contact GHB customer service directly for assistance.

Documents - GHB – ABM800



[\[pdf\]](#) User Manual Instructions
manual de uso 6612 m media amazonC1y3XVbaL4Lm amazon images I C1y3XVbaL4L ref dp product quick view |||
EN Baby Monitor Model: **ABM800** User Manual Warning Improper use of this product may result in a safety hazard. Therefore, we strongly recommend reading the following instructions before using this product. 1. Keep cord out of the reach of children more than 3ft/1m away in case of strangulation. ...
lang:en score:27 filesize: 5.48 M page_count: 76 document date: 2024-10-23



[\[pdf\]](#) User Manual Instructions
User Manual 2 8 inch baby monitor The adapter can only be used indoors please keep the product in a dry place to avoid short circuit 3 Please use power provided C1YE4d3L YL ref dp quick view m media amazon images I |||
EN Baby Monitor Model: **ABM800** User Manual Warning Improper use of this product may result in a safety hazard. Therefore, we strongly recommend reading the following instructions before using this product. 1. Keep cord out of the reach of children more than 3ft/1m away in case of strangulation. ...
lang:en score:24 filesize: 5.48 M page_count: 76 document date: 2024-10-31