



Manuals.plus /

› Yoever /

› Yoever Smart Watch IDW20 User Manual

Yoever IDW20

Yoever Smart Watch IDW20 User Manual

Comprehensive Guide for Your Smart Watch

INTRODUCTION

Welcome to the user manual for your new Yoever Smart Watch IDW20. This guide provides detailed instructions on how to set up, operate, and maintain your smartwatch, ensuring you get the most out of its advanced features. The Yoever IDW20 is designed to enhance your daily life with its built-in Alexa voice assistant, Bluetooth calling capabilities, comprehensive health monitoring, and extensive sports tracking modes.

Please read this manual thoroughly before using the device to ensure proper functionality and safety.



Image: The Yoever Smart Watch IDW20 in white and pink, showcasing its large display and sleek design.

WHAT'S IN THE BOX

Upon unboxing your Yoever Smart Watch IDW20, please verify that all the following items are included:

- 2 x Yoever Smart Watches (one pink, one white)
- 2 x Silicone Bands (matching colors)
- 1 x Magnetic Charging Cable
- 1 x User Manual

Gift Level Package



Image: An illustration showing the components included in the Yoever Smart Watch IDW20 package.

SETUP GUIDE

1. Initial Charging

Before first use, fully charge your smartwatch. Connect the magnetic charging cable to the charging points on the back of the watch and plug the USB end into a compatible power adapter (not included) or a computer USB port. A full charge typically takes approximately 2 hours.



Image: The smartwatch connected to its magnetic charging cable, highlighting its battery life features.

2. App Download and Pairing (VeryFit App)

To unlock all features and synchronize data, download the "VeryFit" app on your smartphone.

- Download "VeryFit" App:** Search for "VeryFit" in the Apple App Store (for iOS) or Google Play Store (for Android) and install it.
- Enable Bluetooth:** Ensure Bluetooth is enabled on your smartphone.
- Open VeryFit App:** Launch the app and follow the on-screen instructions to create an account or log in.
- Add Device:** In the app, navigate to the device section and select "Add Device". The app will search for nearby smartwatches.
- Connect:** Select "IDW20" from the list of found devices to initiate pairing. Confirm the pairing request on both your phone and the watch if prompted.



Image: Visual steps for downloading the VeryFit app and connecting it to the smartwatch.

3. Bluetooth Connection for Calls

For Bluetooth calling functionality, an additional connection is required:

1. **Open Phone Bluetooth Settings:** Go to your smartphone's Bluetooth settings.
2. **Pair IDW20:** Ensure "IDW20" is listed and paired. If not, pair it.
3. **Allow Call Permissions:** In the VeryFit app, grant necessary permissions for calls and notifications.
4. **Normal Use:** You can now use the Bluetooth call function directly from your watch.


Bluetooth Making Calling and Answer




 Bluetooth Calling

 DSP Calling



 Frequent Contacts

 Dialing Panel

 Call Records

 **300 mAh**
Battery Capacity

 **2 Hours**
Fully Charging

 **5-7 Days**
Typical Use Time



Image: A user demonstrating the Bluetooth calling feature of the smartwatch, with details on call management.

OPERATING YOUR SMART WATCH

Basic Navigation

- **Touchscreen:** Swipe left/right, up/down to navigate through menus and features. Tap to select.
- **Rotating Crown:** Rotate the crown on the side of the watch to scroll through interfaces or lists. Press the crown to return to the home screen or confirm selections.

Change the Watch Face for Your Own Style

1.91"

Extra Large HD Touch Screen

More than 100

watch face for choice



Sensitive touch



Rotating crown

Image: The smartwatch showcasing its customizable watch faces and highlighting the interactive features of the touchscreen and rotating crown.

Alexa Built-in & Voice Assistant

Your Yoever Smart Watch IDW20 comes with Amazon Alexa built-in, allowing for hands-free control and information retrieval. You can also access your phone's native voice assistant (Siri for iOS, Google Assistant for Android).

- **Activate Alexa:** Swipe right on the watch face or use the dedicated Alexa icon to activate.
- **Voice Commands:** Speak commands like "Alexa, what time is it?", "Alexa, set a 30-minute timer," or "Alexa, what's the weather?"
- **Phone Voice Assistant:** Use the smart dialling feature to activate your phone's voice assistant for tasks like making calls.

Enjoy the Smart Life



Image: The smartwatch interface showing Alexa listening and responding, alongside an example of using smart dialing for Siri.

Bluetooth Calling and Message Notifications

- **Making Calls:** Use the dial pad, call history, or frequent contacts directly on your watch to make calls.
- **Receiving Calls:** Answer or reject incoming calls from your wrist.
- **Message Notifications:** Receive notifications from various apps (e.g., Line, Facebook, Instagram, WhatsApp, SMS) directly on your watch. Note: Replying to messages is not supported directly from the watch.

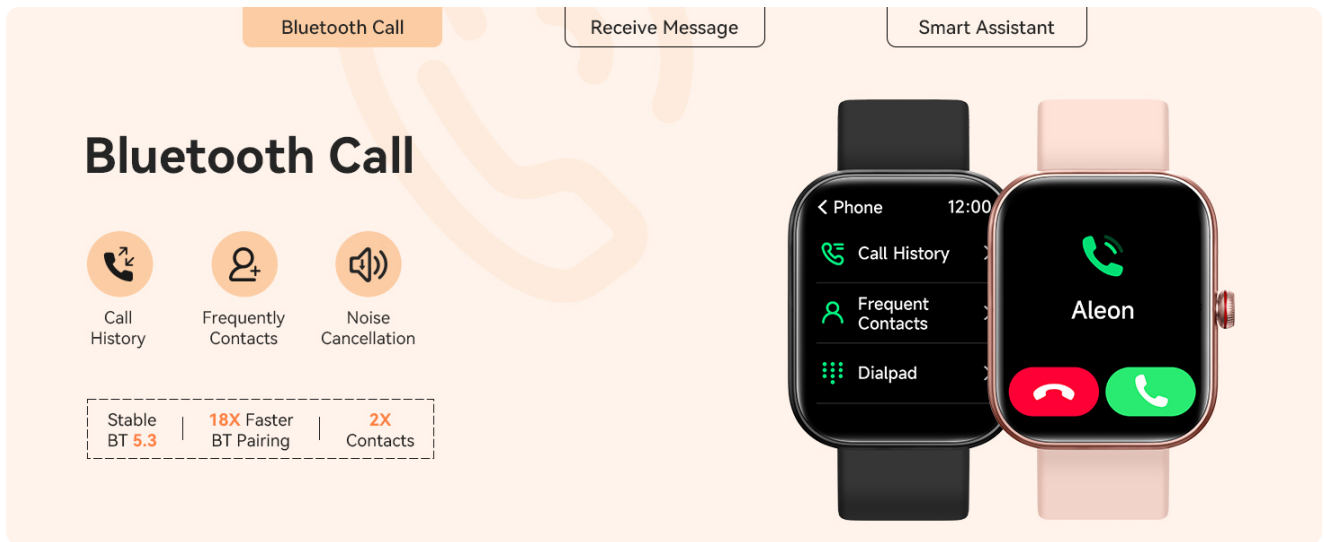


Image: The smartwatch screen showing options for Bluetooth calls, including call history and dialpad.

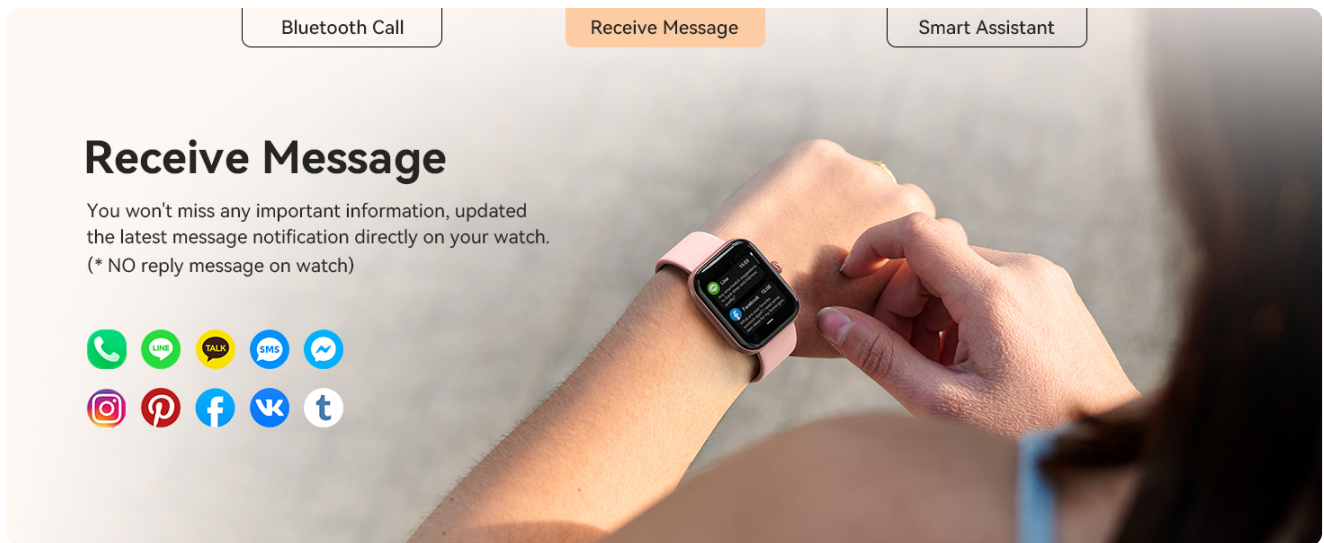



Image: A user viewing message notifications on the smartwatch, with icons of supported applications.

Health Monitoring

The IDW20 provides comprehensive 24/7 health monitoring:

- **Heart Rate:** Continuously monitors your heart rate. View real-time data and historical trends in the app.
- **Blood Oxygen (SpO2):** Measures your blood oxygen saturation levels.
- **Sleep Tracking:** Analyzes your sleep patterns, including deep sleep, light sleep, and awake times.
- **Stress Monitoring:** Tracks your stress levels throughout the day and provides reminders to relax if stress is high.
- **Women's Health:** Offers features for tracking menstrual cycles and predicting ovulation.

All-Round Health Monitor Management



Blood Oxygen



Heart Rate



Stress Level



Exercise Record

Image: The smartwatch's health monitoring capabilities, showing metrics like blood oxygen, heart rate, stress, and activity tracking.

The IDW20 supports over 100 sports modes, providing accurate data for various activities. It tracks steps, distance, calories burned, and active minutes.

- **Select Mode:** Choose your desired sport mode from the watch's menu before starting an activity.
- **Data Recording:** The watch will record relevant metrics for your chosen activity.
- **Review Data:** Sync with the VeryFit app to view detailed workout summaries and historical data.



101+ Different Sport Modes

A variety of exercise modes to accompany you on every step of your fitness journey and discover your athletic cells.



Image: The smartwatch's extensive range of sport modes for various physical activities.

All-day Activity Recording

Whether you are running, cycling or doing other exercises, the smart watch tracks all your workout data.




Image: The smartwatch and companion app displaying all-day activity recording, including calories, heart rate, steps, and distance.

Customizing Watch Faces

Personalize your watch with over 100 different watch face styles available through the VeryFit app. You can also upload your own photos to create custom watch faces.

Put Your Personality On Display

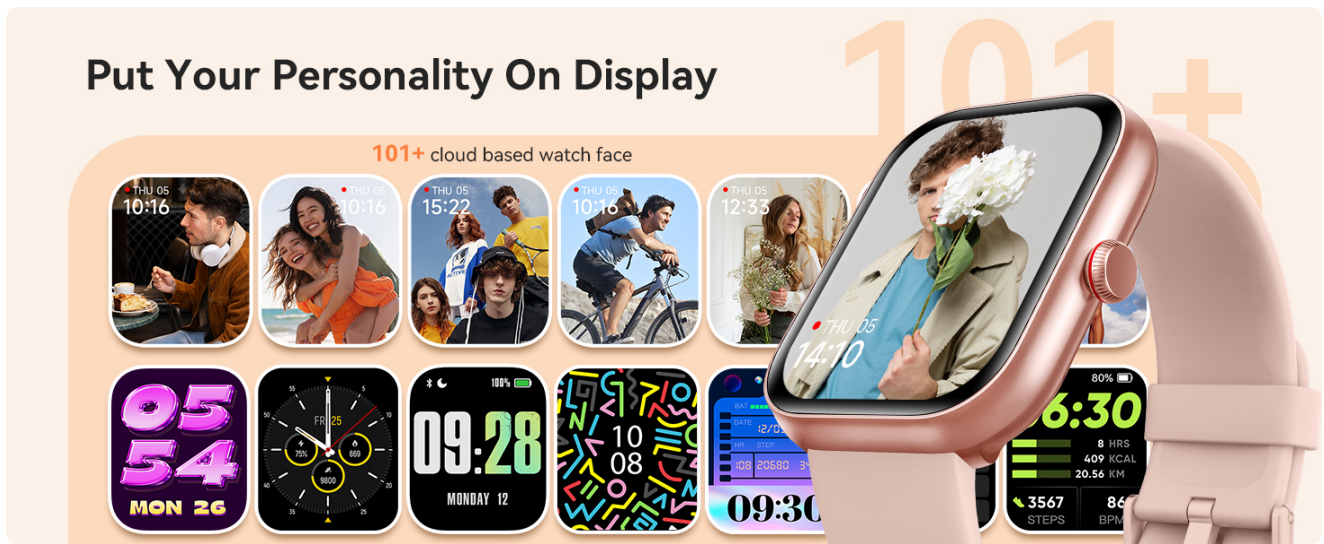


Image: A selection of customizable watch faces available for the Yoever Smart Watch.

Other Functions

The Yoever Smart Watch IDW20 includes several other useful functions:

- **Music Control:** Control music playback on your connected smartphone (play, pause, skip tracks).
- **Camera Control:** Use your watch as a remote shutter for your phone's camera.
- **Calendar:** View your schedule and appointments.
- **Weather:** Get real-time weather updates.
- **Games:** Enjoy simple built-in games.
- **Calculator:** Perform basic calculations.
- **Find Phone:** Locate your misplaced smartphone by making it ring.



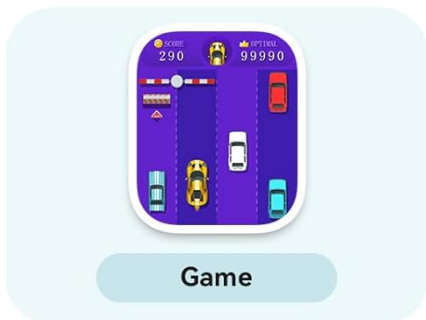

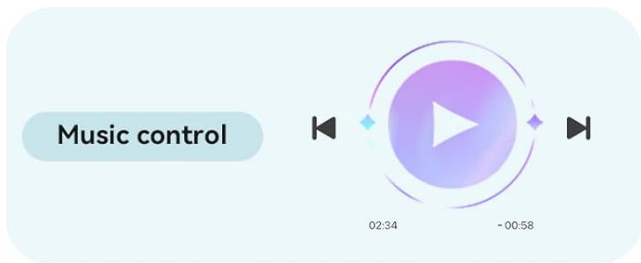


Image: A visual representation of the various additional functions available on the smartwatch.

MAINTENANCE

Waterproof Guidelines (IP68)

The Yoever Smart Watch IDW20 has an IP68 waterproof rating, meaning it is resistant to dust and can withstand immersion in water up to 1.5 meters for up to 30 minutes. It is suitable for:

- Hand washing
- Sweating during exercise
- Rain exposure
- Shallow swimming (freshwater only)

Important: The watch is *not* suitable for hot water, saunas, diving, or seawater. Avoid prolonged exposure to high temperatures or corrosive liquids, as this may compromise the waterproof seal.



IP68 Waterproof

Can be used for hand washing, getting wet, swimming, etc.
(*Not for seawater or sauna)



Waterproof up to 10 metres



Vibration drainage

Image: A swimmer demonstrating the IP68 waterproof capability of the smartwatch.

Cleaning

To keep your watch clean and functioning optimally:

- Wipe the screen and body with a soft, lint-free cloth.
- If necessary, dampen the cloth slightly with water. Avoid using harsh chemicals or abrasive cleaners.
- Clean the charging contacts regularly to ensure good connection.
- Rinse the watch with fresh water after swimming or heavy sweating, then dry thoroughly.

Battery Care

- Avoid fully discharging the battery frequently.
- Charge the watch regularly, even if not in daily use, to maintain battery health.
- Store the watch in a cool, dry place when not in use for extended periods.

TROUBLESHOOTING

Problem	Possible Solution
Watch does not turn on.	<ul style="list-style-type: none"> ◦ Ensure the watch is fully charged. ◦ Press and hold the power button for several seconds.
Cannot pair with smartphone.	<ul style="list-style-type: none"> ◦ Make sure Bluetooth is enabled on your phone. ◦ Ensure the watch is within Bluetooth range (approx. 10 meters). ◦ Restart both the watch and your smartphone. ◦ Check if the VeryFit app is updated to the latest version. ◦ Forget the device in your phone's Bluetooth settings and try pairing again.
Notifications are not received.	<ul style="list-style-type: none"> ◦ Ensure the watch is connected via Bluetooth. ◦ Check notification permissions in the VeryFit app and your phone's settings. ◦ Make sure "Do Not Disturb" mode is off on both the watch and phone.
Inaccurate health data.	<ul style="list-style-type: none"> ◦ Ensure the watch is worn snugly on your wrist, about one finger's width above the wrist bone. ◦ Keep the sensor clean and free from debris. ◦ Avoid excessive movement during measurements.
Battery drains quickly.	<ul style="list-style-type: none"> ◦ Reduce screen brightness. ◦ Disable continuous heart rate monitoring if not needed 24/7. ◦ Limit frequent use of power-intensive features like Bluetooth calls or Alexa. ◦ Ensure the app is not running excessively in the background.

SPECIFICATIONS

Feature	Detail
Model Number	IDW20
Brand	Yoever
Screen Size	1.91 Inches HD LCD Touchscreen
Connectivity	Bluetooth 5.3
Waterproof Rating	IP68
Battery Capacity	350 mAh
Battery Life	7-30 days (depending on usage)
Charging Time	Approx. 2 hours
Compatible Devices	Smartphones running iOS 9.0+ / Android 6.0+
Special Features	Built-in Alexa, Bluetooth Calling, 24/7 Health Monitoring (HR, SpO2, Sleep, Stress, Women's Health), 100+ Sports Modes, Customizable Watch Faces, Music/Camera Control, Find Phone.

Widely Compatible

IOS Devices



iPhone 15 Series



iPhone 14 Series



iPhone 13 Series



iPhone 12 Series



iPhone 11 Series



iPhone XR/XS/8/7

Andorid Devices



Galaxy Series



Plexl Series



Xiaomi Series



Other Series



NOTE:

For iOS 9.0+/Android 6.0+ Smartphone Devices

Image: The smartwatch's compatibility with various iOS and Android devices.

WARRANTY AND SUPPORT

For warranty information and customer support, please refer to the official Yoever website or contact the seller directly through your purchase platform. Keep your proof of purchase for any warranty claims.

If you encounter any issues not covered in this manual, please reach out to Yoever customer service for assistance.

Online Resources:

- Yoever Store on Amazon: [Visit Yoever Store](#)

