

## Manuals+

[Q & A](#) | [Deep Search](#) | [Upload](#)

Manuals.plus /

› [BLOKEES](#) /

› BLOKEES Transformers Limited Edition Gold Series 1 Model Kit Instruction Manual

## BLOKEES Transformers XV01

# BLOKEES Transformers Limited Edition Gold Series 1 Model Kit Instruction Manual

Model: Transformers XV01

## INTRODUCTION

This instruction manual provides detailed guidance for the assembly, operation, and maintenance of your BLOKEES Transformers Limited Edition Gold Series 1 Model Kit. Please read this manual thoroughly before beginning assembly to ensure a correct and enjoyable building experience. This kit is designed for collectors and enthusiasts aged 10 and above.

## SAFETY INFORMATION

- **Small Parts Warning:** This product contains small parts and is not suitable for children under 3 years of age due to choking hazards.
- **Age Recommendation:** Recommended for ages 10 and up. Adult supervision is advised for younger builders.
- **Handling:** Handle parts with care. Avoid excessive force during assembly to prevent breakage.
- **Disposal:** Dispose of packaging materials responsibly.

## PACKAGE CONTENTS

Your BLOKEES Transformers Limited Edition Gold Series 1 Model Kit includes all necessary parts to complete five distinct figures from the Golden Lagoon collection. Each figure features gold printed parts and unique glowing elements.





Image: The BLOKEES Transformers Limited Edition Gold Series 1 Model Kit box, showing the five figures included and the internal packaging structure.




Image: A display of the five golden-coated Transformers figures included in the kit: Optimus Prime, Starscream, Ironhide, Prowl, and Long Haul.

## SETUP AND ASSEMBLY

Follow the included diagrams and instructions carefully for each figure. The assembly process involves connecting various gold printed parts to form the complete model. Ensure each connection is secure but avoid excessive force.

1. **Unpack Components:** Carefully remove all parts from the packaging. Organize them by figure to simplify the assembly process.
2. **Identify Parts:** Refer to the assembly diagrams to identify each component. Note the unique gold printed parts and any specific glowing elements.
3. **Connect Sections:** Begin by connecting larger sections, then proceed to smaller details. Pay attention to the orientation of each piece.
4. **Secure Connections:** Ensure all parts are firmly connected. A gentle click may indicate a secure fit. Do not force parts that do not align easily; re-check the diagram.
5. **Install Glowing Parts:** For figures with glowing eyes or chests, ensure these components are correctly installed according to the specific figure's instructions.

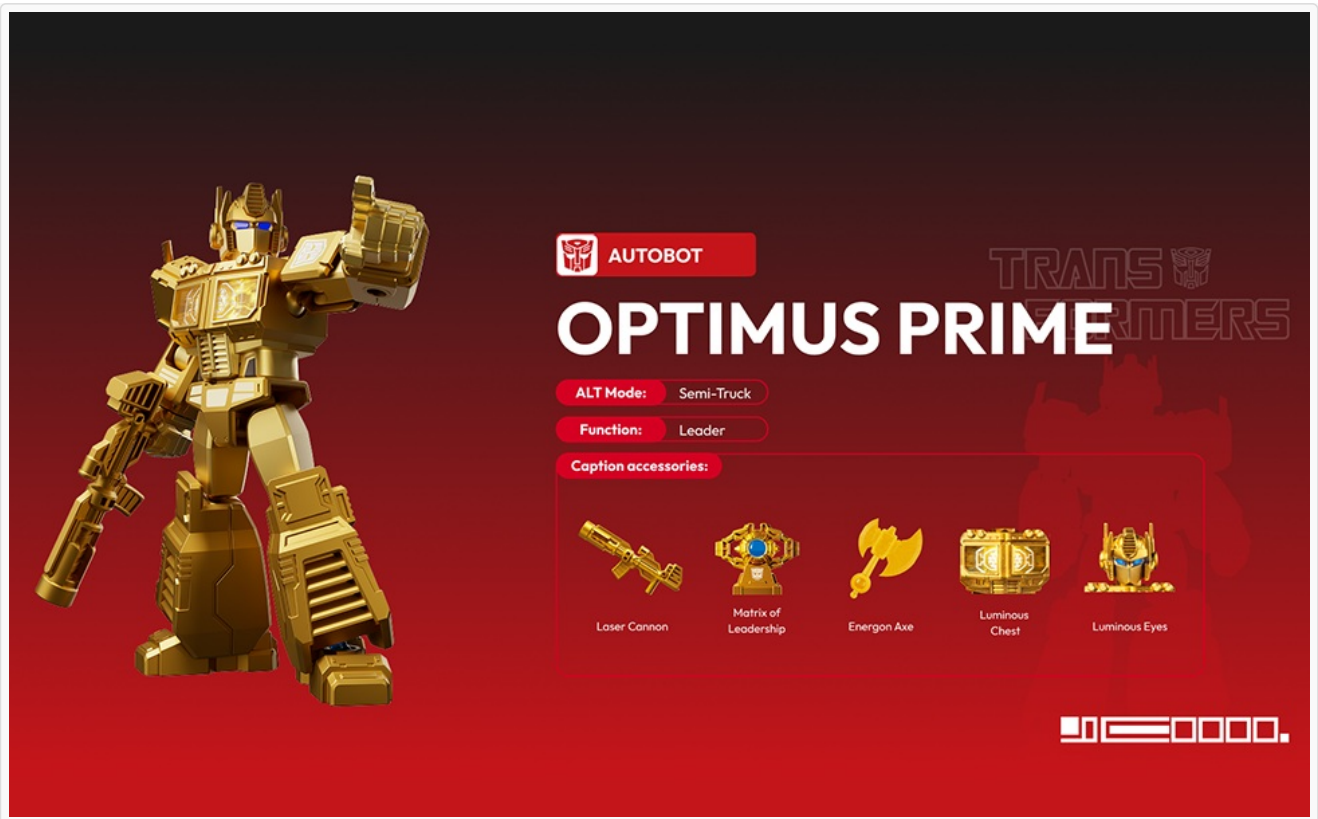


Image: Detailed view of the Optimus Prime figure, an Autobot, showcasing its semi-truck alt mode, leader function, and accessories including Laser Cannon, Matrix of Leadership, Energon Axe, Luminous Chest, and Luminous Eyes.

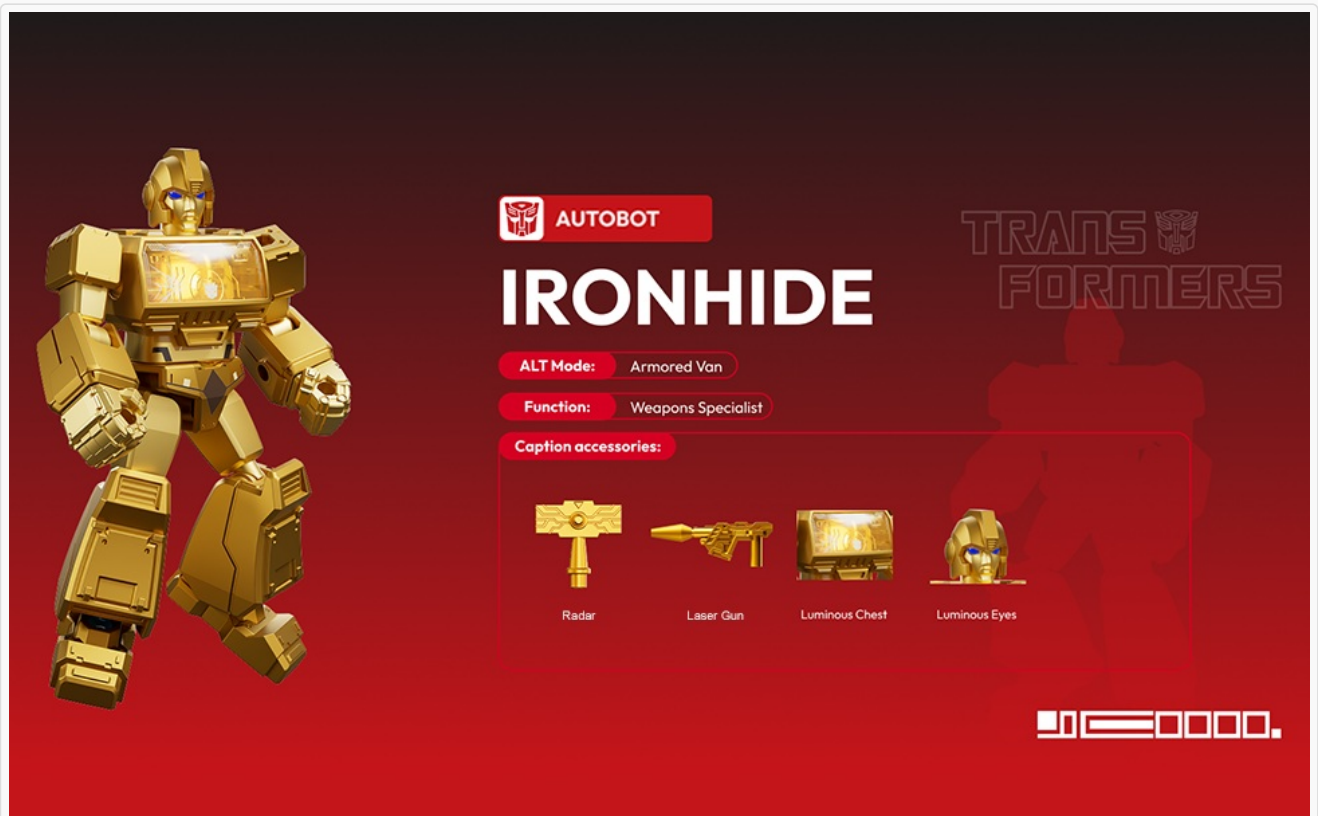


Image: Detailed view of the Ironhide figure, an Autobot, showcasing its armored van alt mode, weapons specialist function, and accessories including Radar, Laser Gun, Luminous Chest, and Luminous Eyes.




Image: Detailed view of the Prowl figure, an Autobot, showcasing its police car alt mode, military strategist function, and accessories including Laser Gun and Luminous Eyes.



Image: Detailed view of the Starscream figure, a Decepticon, showcasing its fighter jet alt mode, air commander function, and accessories including P-38 Pistol, Luminous Chest, and Luminous Eyes.

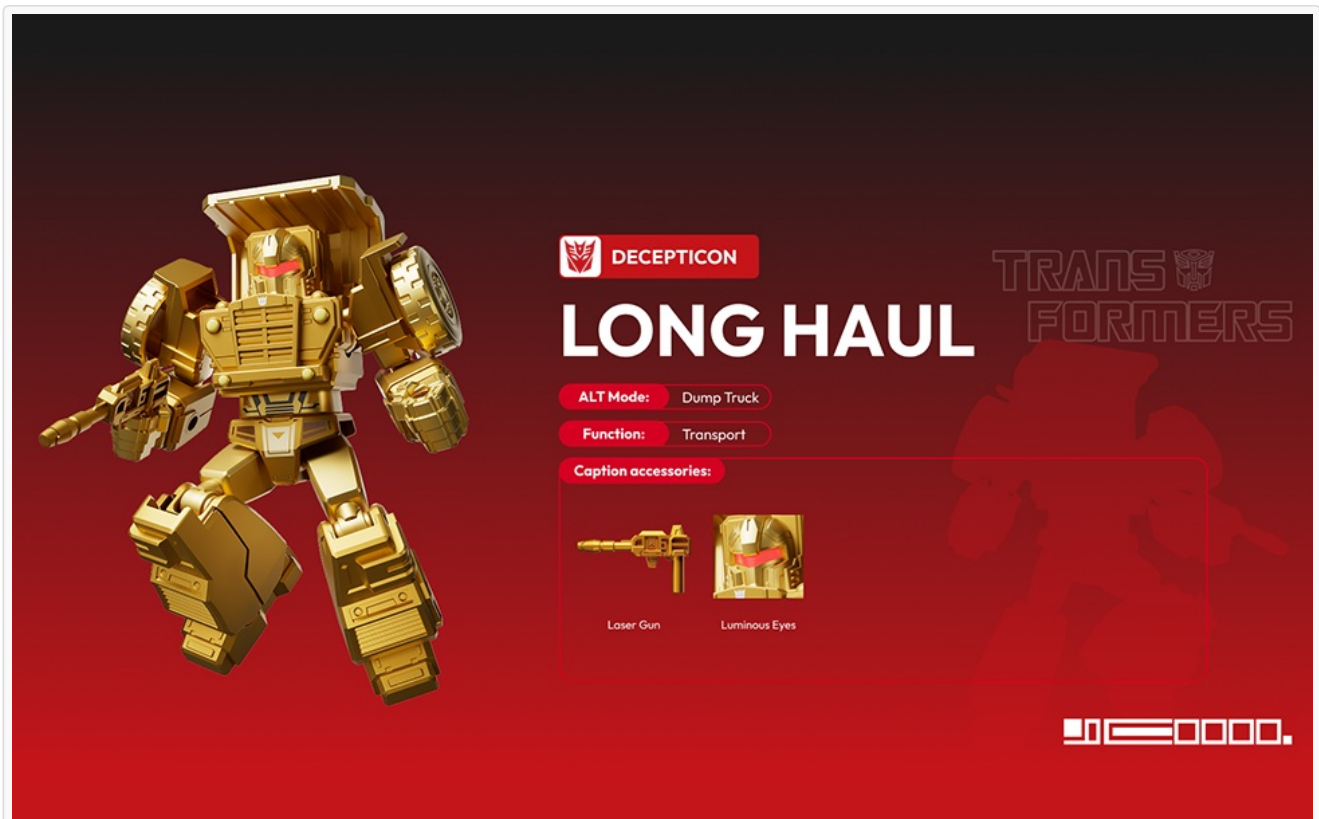


Image: Detailed view of the Long Haul figure, a Decepticon, showcasing its dump truck alt mode, transport function, and accessories including Laser Gun and Luminous Eyes.

## OPERATING

Once assembled, your BLOKEES Transformers figures offer rich mobility and unique glowing features.

- **Posing:** The figures feature enhanced articulation, allowing for dynamic poses. Gently adjust joints to achieve desired stances. Avoid forcing joints beyond their natural range of motion.
- **Glowing Features:** Certain figures are equipped with glowing eyes and/or chests. These features are activated upon proper assembly and may require exposure to light to 'charge' the luminous material, or may be battery-powered if specified in the individual figure's instructions (batteries not included unless explicitly stated).

## MAINTENANCE

- **Cleaning:** To clean your figures, gently wipe them with a soft, dry cloth. Avoid using abrasive cleaners, solvents, or harsh chemicals, as these can damage the gold finish and plastic.
- **Storage:** Store your model kits in a cool, dry place away from direct sunlight and extreme temperatures to prevent material degradation or discoloration.
- **Handling:** Minimize direct contact with the gold printed parts to preserve their finish over time.

## TROUBLESHOOTING

- **Parts Not Fitting:** If a part does not fit, do not force it. Re-examine the assembly diagram to ensure correct orientation and that you are using the correct parts for that step.
- **Loose Joints:** If a joint feels loose, disassemble and reassemble the connection, ensuring all pegs and holes are properly aligned and fully seated.
- **Glowing Features Not Working:** Ensure the luminous parts are correctly installed. If battery-operated, check

that batteries are inserted correctly and are not depleted. If light-activated, ensure sufficient exposure to light.

- **Damaged Parts:** If any part is damaged during assembly, please refer to the warranty information for potential replacement options.

## SPECIFICATIONS

Feature	Detail
Brand	BLOKEES
Model Name	Transformers XV01
Age Range	10 YEARS+
Item Dimensions (L x W x H)	2.8 x 1.8 x 4.5 inches (per figure, approximate)
Item Weight	0.91 Kilograms (total package)
Material Type	Plastic
Number of Figures	5
Additional Features	Poseable, Eye & Chest Glow, Gold Printed Parts
UPC	858050008527

## WARRANTY

This BLOKEES product is covered by a **30 Day Warranty Against Manufacturer Defects** from the date of purchase. This warranty covers defects in materials and workmanship under normal use. It does not cover damage resulting from misuse, abuse, accidents, unauthorized modifications, or normal wear and tear. Please retain your proof of purchase for warranty claims.

## SUPPORT

For further assistance, questions, or to report any issues with your BLOKEES Transformers Limited Edition Gold Series 1 Model Kit, please contact our customer support team. Refer to the contact information provided on the product packaging or the official BLOKEES website.

**Online Support:** Visit the official BLOKEES website for FAQs and support resources.

**Email Support:** [Insert Manufacturer Email Here, if available]

**Phone Support:** [Insert Manufacturer Phone Number Here, if available]