

JMMO T215

JMMO T215 TWS Bluetooth Earbuds User Manual

Model: T215

1. INTRODUCTION

Welcome to the user manual for your JMMO T215 TWS Bluetooth Earbuds. This guide provides essential information on setting up, operating, maintaining, and troubleshooting your earbuds to ensure optimal performance and longevity. Please read this manual thoroughly before using the product.



The JMMO T215 TWS Bluetooth Earbuds are shown resting within their open purple charging case, illustrating their compact design and storage.


2. PACKAGE CONTENTS

Ensure all items are present in the package:

- JMMO T215 TWS Bluetooth Earbuds (Left and Right)
- Charging Case
- USB Charging Cable
- User Manual (this document)

3. PRODUCT OVERVIEW

The JMMO T215 earbuds are designed for comfort and high-quality audio, featuring an ergonomic fit and intuitive controls.



**COMPACT,
LIGHTWEIGHT,
ERGONOMIC**



13mm Speaker



IPX4

An image depicting a person wearing one JMMO T215 earbud, emphasizing its comfortable and secure fit. Key features such as the 13mm speaker and IPX4 waterproof rating are also indicated.

Key Features:

- **Premium Sound Quality:** Advanced audio technology and precision-engineered drivers deliver clear sound with deep bass.
- **IPX4 Waterproof Rating:** Resistant to sweat, rain, and moisture.
- **Long Battery Life:** Extended playback time for continuous listening.
- **10-Meter Transmission Distance:** Stable Bluetooth connection up to 10 meters.
- **Intuitive Touch Controls:** Easy management of music and calls.
- **Bluetooth Connectivity:** Seamless wireless pairing with compatible devices.

4. SETUP

4.1 Initial Charging

1. Place both earbuds into the charging case.
2. Connect the USB charging cable to the charging port on the case and a power source.
3. The indicator light on the charging case will show charging status. Ensure the earbuds and case are fully charged before first use.

4.2 Powering On/Off

- **Power On:** Open the charging case, and the earbuds will automatically power on. Alternatively, long press the touch area on both earbuds for 2 seconds.
- **Power Off:** Place the earbuds back into the charging case and close the lid. Alternatively, long press the touch area on both earbuds for 5 seconds.

4.3 Bluetooth Pairing

1. Ensure the earbuds are charged and powered on.
2. Enable Bluetooth on your device (smartphone, tablet, etc.).
3. Search for available Bluetooth devices and select "JMMO T215" from the list.
4. Once connected, you will hear a confirmation tone, and the earbuds will be ready for use.

5. OPERATING THE EARBUDS

The JMMO T215 earbuds feature intuitive touch controls for various functions.

SEAMLESS PERFORMANCE WITH INTUITIVE TOUCH



This diagram details the intuitive touch controls of the JMMO T215 earbuds, showing actions for single click, double click, triple click, and long press for functions such as music playback, call management, and activating the voice assistant. It also shows power on/off actions.

5.1 Music Control

- **Play/Pause:** Single click on either earbud.
- **Next Track:** Double click on the right earbud.
- **Previous Track:** Double click on the left earbud.
- **Volume Up:** Triple click on the right earbud.
- **Volume Down:** Triple click on the left earbud.

5.2 Call Control

- **Answer/End Call:** Single click on either earbud.
- **Reject Call:** Long press on either earbud for 2 seconds.

5.3 Voice Assistant

- **Activate Voice Assistant:** Long press on either earbud for 2 seconds (when not on a call).

5.4 Advanced Switching

The earbuds support advanced switching, allowing for seamless playback and independent use of each earbud.



This image demonstrates the advanced switching feature of the JMMO T215 earbuds, allowing for seamless transition and independent use of each earbud.

6. MAINTENANCE

6.1 Cleaning

- Regularly clean the earbuds and charging case with a soft, dry, lint-free cloth.
- Do not use abrasive cleaners, alcohol, or chemical solvents.
- Ensure charging contacts are free from dust and debris.

6.2 Storage

- When not in use, store the earbuds in their charging case to protect them and keep them charged.
- Avoid exposing the earbuds to extreme temperatures, humidity, or direct sunlight.

6.3 Battery Information



An illustration demonstrating the battery performance of the JMMO T215 earbuds, indicating 4 hours of continuous playtime and an extended 14 hours of total listening time when utilizing the charging case.

- The earbuds provide approximately 4 hours of playtime on a single charge.
- The charging case provides additional charges, extending total listening time to approximately 14 hours.
- Battery life may vary based on volume level and usage.

7. TROUBLESHOOTING

Problem	Possible Solution
---------	-------------------

Problem	Possible Solution
Earbuds not powering on	Ensure earbuds and charging case are fully charged. Long press the touch area for 2 seconds to manually power on.
Earbuds not pairing with device	Make sure Bluetooth is enabled on your device. Place earbuds back in case, close, then reopen to re-enter pairing mode. Forget "JMMO T215" from your device's Bluetooth list and try pairing again.
No sound from one earbud	Ensure both earbuds are charged. Try resetting the earbuds by placing them in the case, closing the lid, and then reopening. Re-pair with your device.
Low volume or poor sound quality	Adjust volume on both your device and the earbuds. Ensure earbuds are clean and properly seated in your ears.
Charging case not charging	Check the USB cable and power adapter. Ensure the charging port is clean and free of debris.

8. SPECIFICATIONS

CLEAR SOUND

13mm composite diaphragm dynamic speaker
for superior sound quality



A detailed exploded view showcasing the internal components of the JMMO T215 earbud's 13mm composite diaphragm dynamic speaker, designed for superior sound quality.

Feature	Detail
Model Name	T215
Connectivity Technology	Wireless (Bluetooth)
Form Factor	In Ear
Colour	Purple
Waterproof Rating	IPX4
Special Features	Noise Isolation, Sweatproof, Touch Control, Volume Control
Transmission Distance	Up to 10 meters
Included Components	Cable

9. WARRANTY AND SUPPORT

9.1 Manufacturer's Warranty

The JMMO T215 TWS Bluetooth Earbuds come with a **6-month manufacturer's warranty** from the date of purchase. This warranty covers manufacturing defects under normal use. It does not cover damage caused by misuse, accidents, unauthorized modifications, or normal wear and tear.




Spare part information is not available or provided.



9.2 Customer Support

For technical assistance, warranty claims, or further inquiries, please contact your retailer or the JMMO customer support channel provided at the point of purchase.

© 2024 JMMO. All rights reserved.

Related Documents - T215

	<p>JMMO Active Noise Cancelling True Wireless Earbuds FCC Test Report (Model T205)</p> <p>This report details the FCC compliance testing for JMMO Active Noise Cancelling True Wireless Earbuds, Model T205 (and variants T201-T217), conducted by SLG-CPC Testlaboratory. Covers DTS 6dB Bandwidth, Maximum Peak Conducted Output Power, and Maximum Power Spectral Density.</p>
	<p>JMMO T205 Active Noise Cancelling True Wireless Earbuds User Manual</p> <p>Comprehensive user manual for the JMMO T205 Active Noise Cancelling True Wireless Earbuds, covering setup, pairing, controls, specifications, troubleshooting, and safety information.</p>
	<p>Dual-Mode Wireless Mouse M201 User Manual and Specifications</p> <p>Comprehensive guide to the M201 Dual-Mode Wireless Mouse, covering product specifications, charging instructions, 2.4G mode, Bluetooth mode, sleep mode, and FCC compliance information.</p>
<p>材质: 80g书写纸 尺寸: 70*49mm 印刷: 单黑印刷 装订方式: 骑马钉 (未装订时可留白)</p>	<p>JMMO PW01 Wireless Charger User Manual</p> <p>User manual for the JMMO PW01 wireless charger, detailing specifications, usage instructions, safety precautions, and warranty information.</p>

	<p>FCC Test Report: JMMO Bluetooth Scissor Keypad (Model K201 Series, FCC ID 2A692-K201)</p> <p>Official FCC test report for the JMMO Bluetooth scissor keypad (model series K201), detailing compliance with FCC Part 15, Subpart C regulations. Tested by SLG-CPC Testlaboratory for FCC ID 2A692-K201.</p>
	<p>JMMO Active Noise Cancelling True Wireless Earbuds FCC Test Report (Model T205)</p> <p>This report details the FCC compliance testing for JMMO Active Noise Cancelling True Wireless Earbuds, Model T205 (and variants T201-T217), conducted by SLG-CPC Testlaboratory. Covers DTS 6dB Bandwidth, Maximum Peak Conducted Output Power, and Maximum Power Spectral Density.</p>

Documents - JMMO – T215

TEST REPORT	
Report Number	90535-22-72-22-PP002
Date of issue	2022-06-25
Tested by (+signature)	Duke
Approved by (+signature)	Jason
Testing Laboratory name	SLG-CPC Testlaboratory Co., Ltd.
Address	No. 11, Wu-Song Road, Dongcheng District, Dongguan, Guangdong Province, China 523317
Applicant's name	Roadget Business PTE LTD
Address	7 Temasek Boulevard #12-07 Suntec Tower One Singapore 038987
Manufacturer's name	Roadget Business PTE LTD
Address	7 Temasek Boulevard #12-07 Suntec Tower One Singapore 038987
Factory's name	Dongguan Zhengrong Electronics Co., Ltd.
Address	1-4 Shaping Avenue, Hongfeng Town, Dongguan City, Guangdong Province
Standard(s)	FCC 47 CFR Part 2, Subpart J FCC 47 CFR Part 15, Subpart C
Test item description	Active Noise Cancelling True Wireless Earbuds
Trade Mark	JMMO
Model Type reference	T201, T202, T203, T205, T206, T207, T208, T209, T210, T211, T212, T213, T21
FCC ID	2A692-T205
Date of receipt of test item	2022-06-10
Date (in) of performance of test	2022-06-11 to 2022-06-24
Summary of Test Results	Pass
General disclaimer: This report shall not be reproduced except in full, without the written approval of SLG-CPC Testlaboratory Co., Ltd. The test results in the report only apply to the tested sample.	
Page 1 of 48	
Address: No. 11, Wu-Song Road, Dongcheng District, Dongguan, Guangdong Province, China 523317	
Tel: 86-769-22607797 Fax: 86-769-22607907 E-Mail: info@slg-cpc.com	

[JMMO Active Noise Cancelling True Wireless Earbuds FCC Test Report \(Model T205\)](#)

This report details the FCC compliance testing for JMMO Active Noise Cancelling True Wireless Earbuds, Model T205 (and variants T201-T217), conducted by SLG-CPC Testlaboratory. Covers DTS 6dB Bandwidth, Maximum Peak Conducted Output Power, and Maximum Power Spectral Density.

lang:en score:11 filesize: 3.06 M page_count: 25 document date: 2022-07-13

TEST REPORT	
Report Number	90535-22-72-22-PP001
Date of issue	2022-06-25
Tested by (+signature)	Duke
Approved by (+signature)	Jason
Testing Laboratory name	SLG-CPC Testlaboratory Co., Ltd.
Address	No. 11, Wu-Song Road, Dongcheng District, Dongguan, Guangdong Province, China 523317
Applicant's name	Roadget Business PTE LTD
Address	7 Temasek Boulevard #12-07 Suntec Tower One Singapore 038987
Manufacturer's name	Roadget Business PTE LTD
Address	7 Temasek Boulevard #12-07 Suntec Tower One Singapore 038987
Factory's name	Dongguan Zhengrong Electronics Co., Ltd.
Address	1-4 Shaping Avenue, Hongfeng Town, Dongguan City, Guangdong Province
Standard(s)	FCC 47 CFR Part 15, Subpart C
Test item description	Active Noise Cancelling True Wireless Earbuds
Trade Mark	JMMO
Model Type reference	T201, T202, T203, T205, T206, T207, T208, T209, T210, T211, T212, T213, T21
FCC ID	2A692-T205
Date of receipt of test item	2022-06-10
Date (in) of performance of test	2022-06-11 to 2022-06-24
Summary of Test Results	Pass
General disclaimer: This report shall not be reproduced except in full, without the written approval of SLG-CPC Testlaboratory Co., Ltd. The test results in the report only apply to the tested sample.	
Page 1 of 50	
Address: No. 11, Wu-Song Road, Dongcheng District, Dongguan, Guangdong Province, China 523317	
Tel: 86-769-22607797 Fax: 86-769-22607907 E-Mail: info@slg-cpc.com	

[\[pdf\] Test Report](#)

Test reports Roadget Business PTE LTD T205 Active Noise Cancelling True Wireless Earbuds 2A692 2A692T205 t205

TEST REPORT Report Number..... : 90535-22-72-22-PP001 Date of issue Noise Cancelling True Wireless Earbuds

T201, T202, T203, T205, T206, T207, T208, T209, T210, T211, T212, T213, **T215**, T216, T217 Model Number All are the same except the model name and color; All tests were perfor...

lang:en score:11 filesize: 4.37 M page_count: 30 document date: 2022-07-13