**Saved from manuals.plus.**
**Open the live page for links to other documents and user manuals.**



### Metz 32MTE6000Z

# Metz MTE6000 32-inch Smart Google TV User Manual

Model: 32MTE6000Z | Brand: Metz

## 1. Introduction

This manual provides comprehensive instructions for setting up, operating, and maintaining your Metz MTE6000 32-inch Smart Google TV. This television combines advanced display technology with the intuitive Google TV platform, offering a rich entertainment experience. Please read this manual thoroughly before using your TV to ensure proper operation and to maximize its features.




Figure 1.1: Front view of the Metz MTE6000 32-inch Smart Google TV.

## 2. What's in the Box

Carefully unpack your television and check that all the following items are included:

- Metz MTE6000 32-inch Smart Google TV Unit
- Remote Control
- User Manual (this document)
- TV Base Stands (2 pieces)




Figure 2.1: Diagram illustrating the TV dimensions and the contents of the retail package, including the TV, remote control, manual, and base stands.

## 3. Setup

### 3.1 Attaching the Base Stands

1. Place the TV face down on a soft, flat surface to prevent screen damage.

2. Align each base stand with the corresponding screw holes on the bottom of the TV.
3. Securely fasten the stands using the provided screws.

### 3.2 Initial Power On and Configuration

1. Connect the power cord to the TV and then to a power outlet.
2. Press the power button on the TV or remote control to turn it on.
3. Follow the on-screen instructions to complete the initial setup, including language selection, network connection (Wi-Fi or Ethernet), and Google account sign-in.

### 3.3 Connecting Peripherals

Your Metz MTE6000 TV offers various connectivity options:

- **HDMI:** Connect external devices such as Blu-ray players, game consoles, or set-top boxes. (2 HDMI ports available)
- **USB:** Connect USB drives for media playback. (2 USB ports available)
- **Ethernet (LAN):** For a stable wired internet connection.
- **Wi-Fi:** For wireless internet connectivity.
- **DVB-T2/S2 Tuner:** For connecting to terrestrial or satellite broadcast signals.
- **Digital Audio Out:** For connecting to external audio systems.
- **CI Slot:** For conditional access modules.
- **AV Input:** For older analog devices.
- **Headphone Jack:** For private listening.

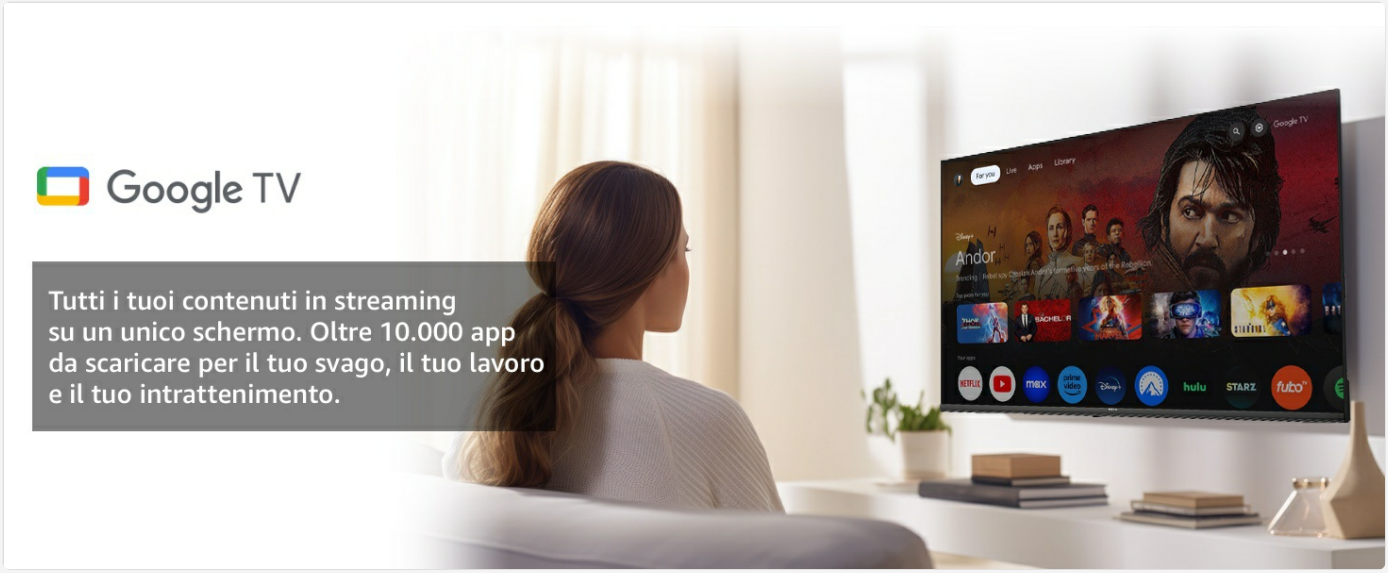


Figure 3.1: Overview of the TV's input and output ports, including HDMI, USB, Ethernet, and various audio/video connections.

## 4. Operating the TV

### 4.1 Basic Controls

Use the remote control to navigate the TV. Common buttons include:

- **Power:** Turns the TV on or off.
- **Volume +/-:** Adjusts the sound level.
- **Channel +/-:** Changes TV channels.
- **Navigation (Arrow keys, OK):** Moves through menus and selects options.

- **Back:** Returns to the previous screen.
- **Home:** Accesses the Google TV home screen.

## 4.2 Google TV Interface and Voice Control

The Metz MTE6000 features Google TV, providing a personalized and intuitive user experience. Access your favorite streaming services, apps, and content recommendations directly from the home screen.

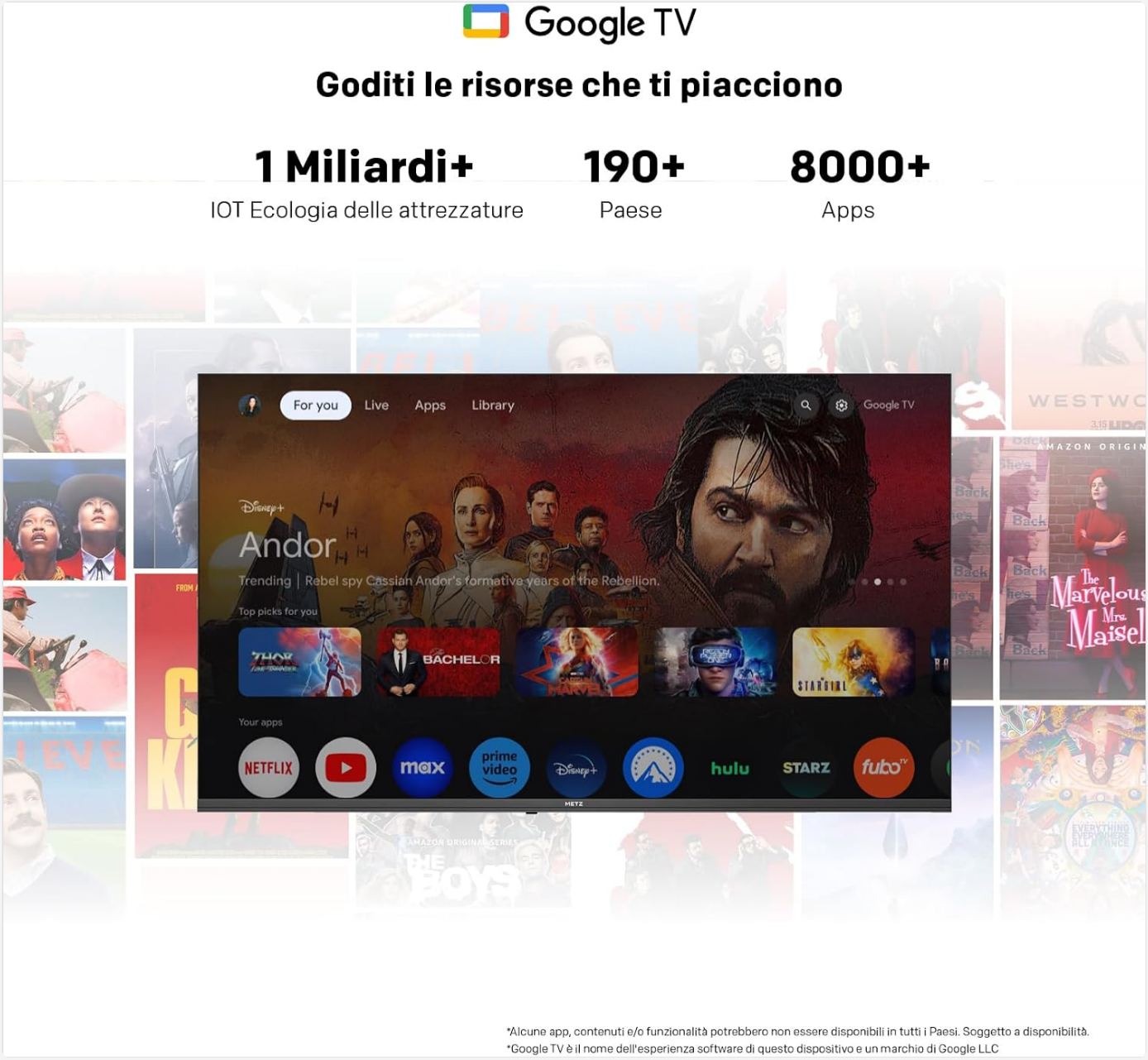


Figure 4.1: The Google TV home screen, offering access to a wide range of streaming applications and personalized content.

Utilize the integrated voice control by simply saying "Hey Google" or pressing the Google Assistant button on your remote. You can search for content, control smart home devices, get weather updates, and more.




Figure 4.2: The remote control with its dedicated Google Assistant button, enabling hands-free voice commands for TV operation and information retrieval.

## 4.3 Picture and Audio Settings

Your TV is equipped with advanced technologies for superior visual and auditory experiences:

- **HDR10 and Trochilus Extreme 2.0:** These technologies enhance contrast, brightness, and color accuracy for vivid and detailed images.




Figure 4.3: Visual comparison demonstrating the enhanced image quality provided by HDR10 and Trochilus Extreme 2.0 technologies.

- **Dolby Audio:** Delivers clear, immersive, and cinematic sound. The 2x10W speakers provide powerful audio despite the TV's compact size.




Figure 4.4: Illustration of the immersive audio experience enabled by Dolby Audio technology.

## 4.4 Eye Care Features

The Metz MTE6000 is designed with your eye health in mind, featuring:

- **Hardware Blue Light Reduction:** A dedicated chip reduces harmful blue light emission, minimizing eye strain.

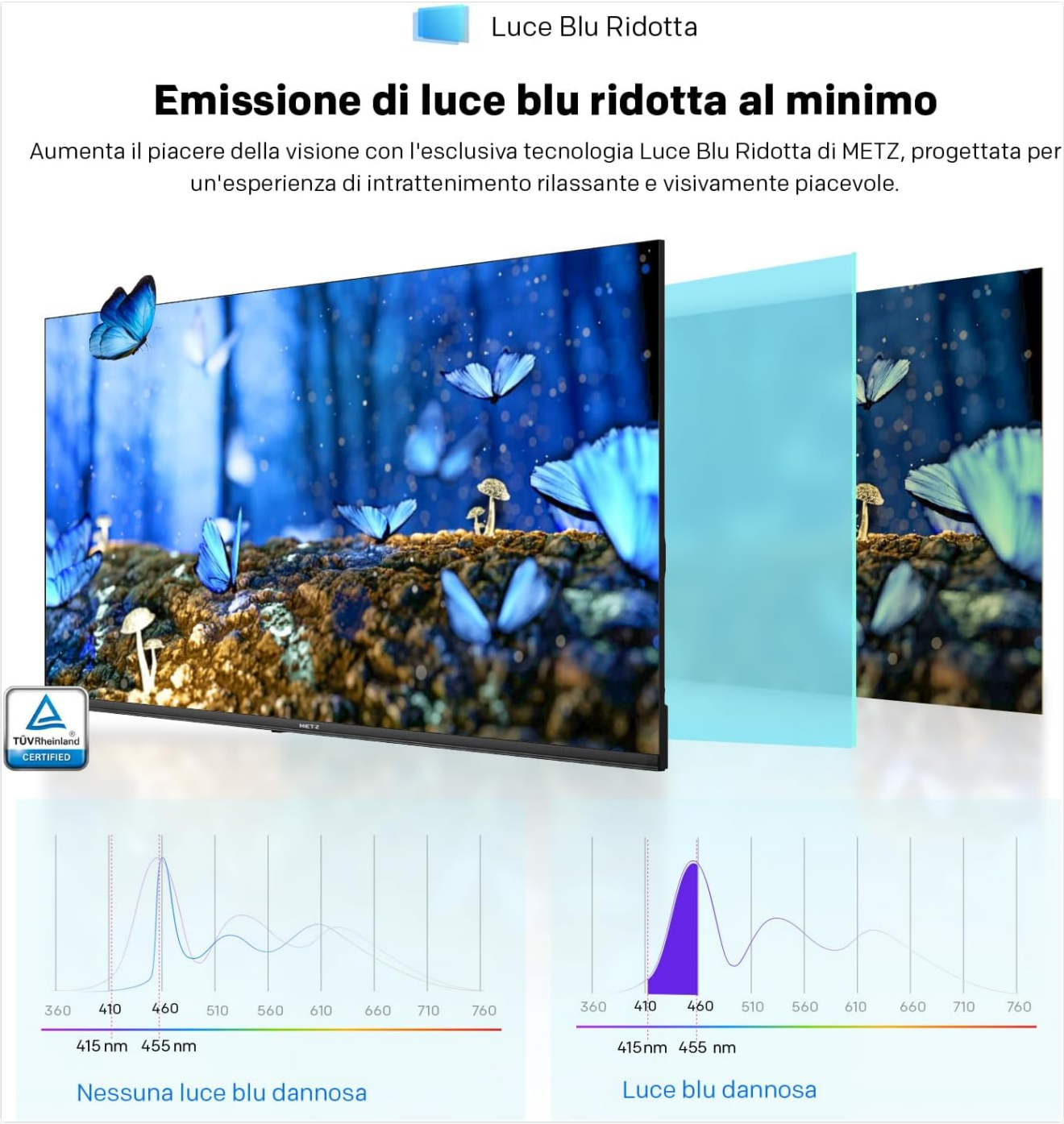


Figure 4.5: Diagram explaining how the TV's blue light reduction technology works to protect your eyes.

- **Flicker-Free Technology:** Eliminates screen flickering for more comfortable viewing, especially during long sessions.




Figure 4.6: Comparison showing the benefit of flicker-free technology for improved visual comfort.

- **Health Platform:** Offers features like night mode, eye protection mode, and automatic volume control for a better viewing experience.




Figure 4.7: Overview of the Health Platform features, including night mode and eye protection settings.

## 4.5 Bluetooth Connectivity

The TV supports Bluetooth 5.0, allowing you to connect external audio devices like headphones or soundbars (output) or stream music from your smartphone or other devices to the TV (input).




Figure 4.8: Illustration of the TV's bidirectional Bluetooth 5.0 capability, allowing both audio output to external speakers and audio input from mobile devices.

# 5. Maintenance

## 5.1 Cleaning Your TV

- Always unplug the TV before cleaning.
- Use a soft, dry cloth to wipe the screen and cabinet. For stubborn marks, lightly dampen the cloth with water or a mild, non-abrasive cleaner specifically designed for electronics.
- Avoid using alcohol, benzene, thinners, or other volatile substances, as they may damage the TV's surface.

## 5.2 Software Updates

Your Google TV may receive automatic software updates. Ensure your TV is connected to the internet to receive the latest features and performance improvements. You can also manually check for updates in the TV's settings menu.

# 6. Troubleshooting

If you encounter issues with your TV, refer to the following common problems and solutions:

| Problem | Possible Cause / Solution |
|---|---|
| No Power | Check if the power cord is securely plugged into the TV and the wall outlet. Ensure the power outlet is functional. |
| No Picture / Poor Picture Quality | Verify input source (HDMI, DVB-T2/S2). Check cable connections. Adjust picture settings (brightness, contrast). Ensure antenna/satellite signal is strong. |
| No Sound / Poor Sound Quality | Check volume level. Ensure Mute is off. Verify audio output settings. If using external speakers, check their connections. |
| Remote Control Not Working | Replace batteries. Ensure no obstructions between remote and TV. Point remote directly at the TV's IR sensor. |
| Slow Performance / Apps Freezing | Restart the TV (unplug from power for 1 minute). Clear app caches in settings. Ensure sufficient internet speed for streaming. |

| Problem | Possible Cause / Solution |
|---|---|
| Wi-Fi Connection Issues | Restart your router. Re-enter Wi-Fi password. Ensure TV is within range of the router. |

For more detailed troubleshooting, please refer to the online support resources or contact Metz customer service.

## 7. Specifications

| Feature | Detail |
|---|---|
| Model Number | 32MTE6000Z |
| Screen Size | 32 Inches (82 cm) |
| Display Technology | LED |
| Resolution | 768p |
| Refresh Rate | 60 Hz |
| Dimensions (with stand) | 71.8 x 21.4 x 47.7 cm |
| Weight (with stand) | 6.4 kg |
| Connectivity | 2x HDMI, 2x USB, Ethernet, Wi-Fi, Bluetooth, DVB-T2/S2, Digital Audio Out, CI Slot, AV, Headphone |
| Special Features | Google TV, HDR10, Trochilus Extreme 2.0, Dolby Audio, Blue Light Filter, Flicker-Free, Voice Control |
| Energy Efficiency Class | E |

## 8. Warranty and Support

Metz products are manufactured to high quality standards. For warranty information and support, please refer to the warranty card included with your product or visit the official Metz website. Keep your purchase receipt as proof of purchase for warranty claims.
For customer service inquiries, please contact your local Metz support center. Details can typically be found on the Metz brand website or in the product packaging.

© 2024 Metz. All rights reserved.

### Ask a question about this manual

Ask about setup, troubleshooting, compatibility, parts, safety, or missing instructions. Manuals+ will review the question

and use this page's manual context to help answer it.

**Name**

Anonymous

**Email**

you@example.com

After a successful submission, we securely hash the supplied account or form email before sending it to Microsoft Advertising for conversion attribution. Privacy details.

**Question**

Example: How do I reset this device or fix this error?

**Details**

Model number, symptoms, what you tried, or the section of the manual you are using.

**Submit question**

---

**Open the live page**

**https://manuals.plus/asin/B0DH8G6Q1D**

More documents and user manuals: **https://manuals.plus/**