

Manuals.plus /

- › MOFII /
- › MOFII Wireless Ergonomic Mouse User Manual

**MOFII e0fa0a70-0365-4a61-8e16-14e5054b1ff1**

# MOFII Wireless Ergonomic Mouse User Manual

Model: e0fa0a70-0365-4a61-8e16-14e5054b1ff1

## INTRODUCTION

---

This manual provides comprehensive instructions for the MOFII Wireless Ergonomic Mouse. It covers setup, operation, maintenance, and troubleshooting to ensure optimal performance and user experience. This ergonomic mouse is designed for comfort and multi-device compatibility, featuring quiet clicks and adjustable DPI settings.



Image: The MOFII Wireless Ergonomic Mouse in a creamy color, showcasing its ergonomic design and smooth finish.

## SETUP

---

Follow these steps to set up your MOFII Wireless Ergonomic Mouse:

1. **Battery Installation:** The mouse requires 1 AA battery. Locate the battery compartment on the underside of the mouse, open it, insert the battery with the correct polarity, and close the compartment. Ensure to remove any protective plastic film from the slip mat before use.
2. **2.4G Wireless Connection:**
  - Locate the USB receiver, usually stored in the battery compartment or a dedicated slot on the mouse.
  - Plug the USB receiver into an available USB port on your computer.
  - The mouse should automatically connect.
3. **Bluetooth Connection (BT1 & BT2):**
  - Turn on Bluetooth on your device (Windows, macOS, iPadOS, Android).
  - On the underside of the mouse, switch the connection mode to BT1 or BT2.
  - Press and hold the pairing button (often located near the mode switch) until the indicator light flashes, indicating pairing mode.
  - On your device, search for Bluetooth devices and select "MOFII Mouse" or similar from the list to connect.
  - Repeat for a second Bluetooth device using the other BT channel.



Image: A visual representation of the mouse connecting to three different devices via 2.4G wireless, Bluetooth 1 (BT1), and Bluetooth 2 (BT2), illustrating its multi-device capability.

## OPERATING INSTRUCTIONS

---

Understand the functions and features of your MOFII mouse for efficient use:

- **Multi-Device Switching:** Use the mode switch on the underside of the mouse to seamlessly switch between the 2.4G wireless connection and the two Bluetooth connections (BT1, BT2). This allows control of up to three devices simultaneously.
- **Adjustable DPI:** The mouse features adjustable DPI settings (1000/1600/2400) to control cursor speed and precision. Press the DPI shifting button, located behind the scroll wheel, to cycle through the available DPI settings.
- **Button Functions:** The mouse is equipped with 5 buttons for enhanced functionality:
  - **Left Button:** Standard click function.
  - **Right Button:** Context menu function.

- **Scroll Wheel:** For vertical scrolling. Can also be pressed for middle-click functionality.
- **DPI Shifting Button:** Changes cursor sensitivity (DPI).
- **Back Button:** Navigates back in web browsers or file explorers.
- **Forward Button:** Navigates forward in web browsers or file explorers.
- **Auto-Sleep Function:** To conserve battery life, the mouse will automatically enter sleep mode after 5 minutes of inactivity. To wake it up, simply click any button.



## Adjustable DPI Levels

Click the DPI-Control Button for Different Cursor Speed

Image: A graphic demonstrating the adjustable DPI levels (1000, 1600, 2400) of the mouse, indicating how cursor speed can be customized.

# Soft Click & 6 Buttons

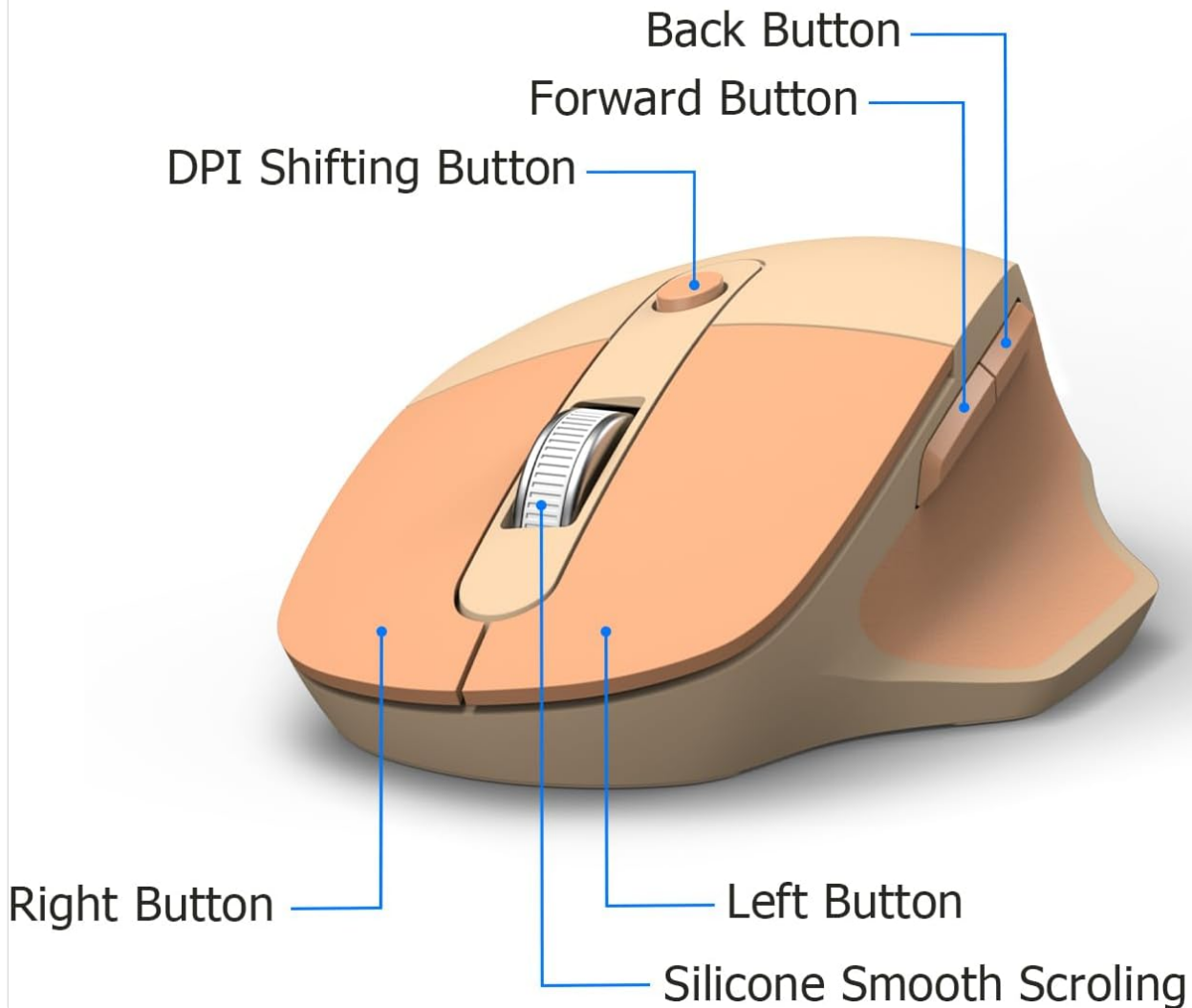


Image: An annotated diagram highlighting the six buttons of the mouse: Left Button, Right Button, Silicone Smooth Scrolling (Scroll Wheel), DPI Shifting Button, Back Button, and Forward Button.

## MAINTENANCE

---

Proper maintenance ensures the longevity and performance of your mouse:

- **Cleaning:** Use a soft, dry cloth to clean the exterior of the mouse. For stubborn dirt, a slightly damp cloth can be used, but ensure no moisture enters the internal components. Avoid harsh chemicals or abrasive cleaners.
- **Battery Replacement:** When the mouse performance degrades or it stops responding, replace the AA battery. The auto-sleep function helps extend battery life up to 18 months.
- **Storage:** When not in use for extended periods, store the mouse in a cool, dry place. If storing for a very long time, consider removing the battery to prevent leakage.

## TROUBLESHOOTING

---

If you encounter issues with your MOFII Wireless Ergonomic Mouse, refer to the following common solutions:

Problem	Possible Cause	Solution
Mouse not responding	Low battery; Incorrect connection mode; USB receiver not plugged in (for 2.4G); Bluetooth not paired.	Replace battery; Switch to correct connection mode (2.4G, BT1, BT2); Ensure USB receiver is securely plugged in; Repair Bluetooth connection.
Cursor movement is erratic or slow	Low DPI setting; Dirty optical sensor; Uneven surface.	Increase DPI using the DPI button; Clean the optical sensor on the underside of the mouse; Use on a clean, flat mouse pad or surface.
Cannot connect via Bluetooth	Mouse not in pairing mode; Device Bluetooth off; Interference.	Ensure mouse is in BT pairing mode (flashing indicator); Turn on Bluetooth on your device; Move closer to the device; Try re-pairing.
Buttons are squeaky	Normal wear and tear; Dust accumulation.	This can occur over time with use. Ensure the mouse is clean. If it significantly impacts functionality, consider contacting support.

## SPECIFICATIONS

---

Detailed specifications for the MOFII Wireless Ergonomic Mouse:

- **Model:** e0fa0a70-0365-4a61-8e16-14e5054b1ff1
- **Connectivity Technology:** 2.4G Wireless, Bluetooth (BT1, BT2)
- **DPI Settings:** 1000 / 1600 / 2400 DPI (Adjustable)
- **Buttons:** 5 (Left, Right, Scroll Wheel, DPI, Back, Forward)
- **Power Source:** 1 x AA Battery
- **Auto-Sleep:** Yes (after 5 minutes of inactivity)
- **Compatibility:** Windows, macOS, iPadOS, Android, PC, Laptop, Desktop
- **Item Weight:** 2.29 ounces
- **Package Dimensions:** 5.63 x 3.46 x 2.05 inches
- **Color:** Ergonomic-Creamy

# Wireless Mouse Sizes

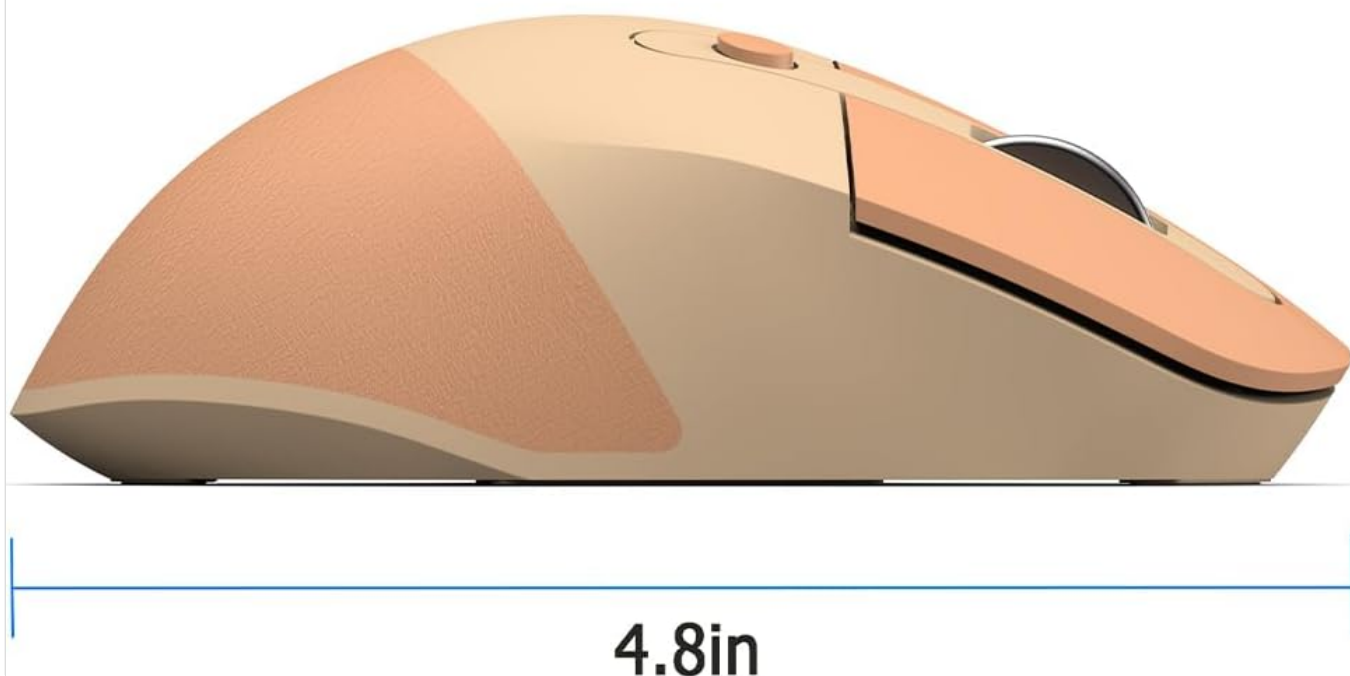
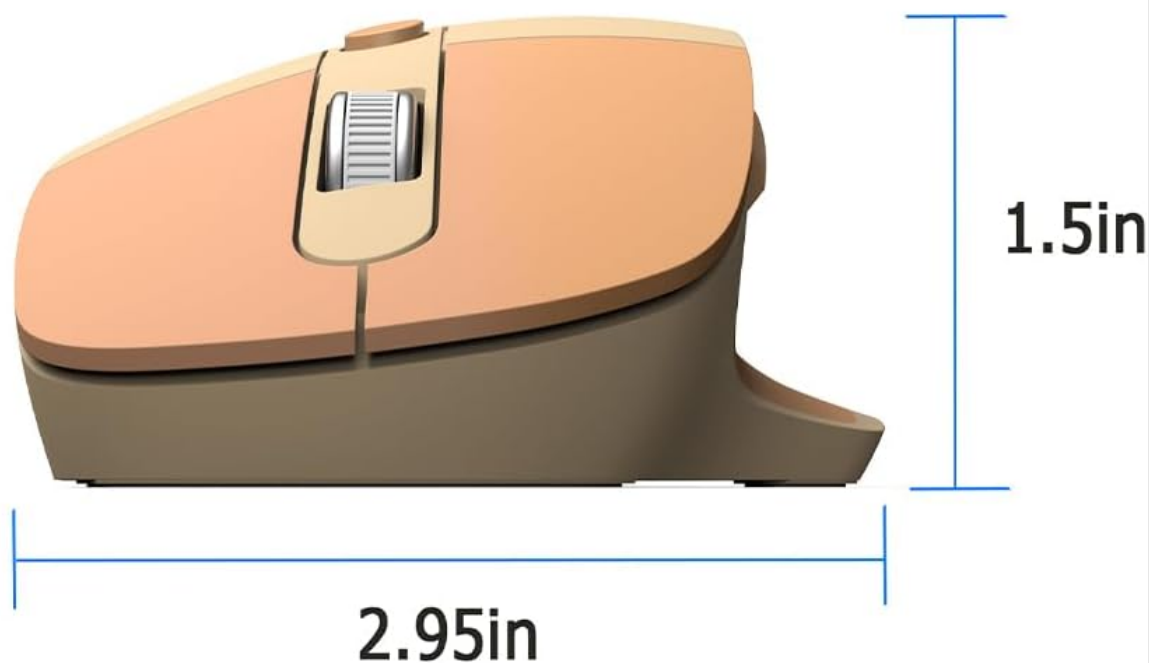


Image: A diagram illustrating the physical dimensions of the MOFII Wireless Ergonomic Mouse, showing its length (4.8 inches), width (2.95 inches), and height (1.5 inches).

## WARRANTY AND SUPPORT

---

For warranty information or technical support, please refer to the product packaging or contact MOFII customer service directly. Specific warranty terms and support contact details are typically provided with your purchase.

