

[Manuals.plus](#) /

> [Unineo](#) /

> Unineo 59-Inch LED TV Stand with 3-Side Glass Fireplace Instruction Manual (Model SF20250630B0DH2XH97L)

## Unineo SF20250630B0DH2XH97L

# Unineo 59-Inch LED TV Stand with 3-Side Glass Fireplace Instruction Manual

Model: SF20250630B0DH2XH97L | Brand: Unineo

## 1. IMPORTANT SAFETY INFORMATION

---

Please read all instructions carefully before assembly and use. Keep this manual for future reference.

- **Electrical Safety:** This unit is a simple plug-in unit; no electrician is required. Ensure the power outlet meets the product's electrical requirements. Do not overload circuits.
- **Overheat Protection:** The electric fireplace includes an OVERHEAT PROTECTION feature to ensure safe operation. If overheating occurs, the unit will automatically shut off.
- **Placement:** Ensure adequate clearance around the fireplace for proper ventilation. Do not block air vents.
- **Assembly:** Two people are recommended for faster and safer assembly. Follow all assembly instructions precisely.
- **Weight Limits:** The tabletop has a weight capacity of 120 lbs. Adjustable glass shelves hold weight up to 20 lbs. Do not exceed these limits.
- **Shipping:** The fireplace and cabinet are shipped separately in two packages, which may not arrive at the same time.

## 2. PACKAGE CONTENTS

---

Your Unineo TV Stand with Electric Fireplace is delivered in two separate packages. Please ensure all components are present and undamaged before beginning assembly. Each piece of the TV console is numbered for easy identification during assembly.

*Note: A detailed list of parts and hardware will be included in the separate assembly guide provided with your product.*

## 3. SETUP AND ASSEMBLY

---

Assembly is required for this product. Please refer to the dedicated assembly instructions included in your package for step-by-step guidance.

- **Tools:** Ensure you have the necessary tools as specified in the assembly guide.
- **Assistance:** It is recommended that two people assemble the unit for ease and safety.
- **Placement:** Choose a flat, stable surface for the TV stand. Ensure it is near a suitable power outlet for the electric fireplace.
- **TV Compatibility:** This TV stand is designed to accommodate TVs up to 65 inches.



**Image:** An aerial view highlighting the spacious tabletop for a TV up to 65 inches and additional space for media equipment.

**Weight Limitation**



15 KG / 33 lb Shelf  
60 KG / 132 lb Top



**COME IN 2 BOXES**

(May not arrive at the same time)




Image: Diagram illustrating the overall dimensions of the TV stand and the weight limitations for the top and shelves.



Image: Visual guide demonstrating the TV stand's compatibility with various TV sizes, up to 65 inches.

## 4. OPERATING INSTRUCTIONS

---

### 4.1 Electric Fireplace Operation

The 24-inch panoramic electric fireplace features a 3-side tempered glass display. It can be controlled via touch controls on the unit or the included remote control.

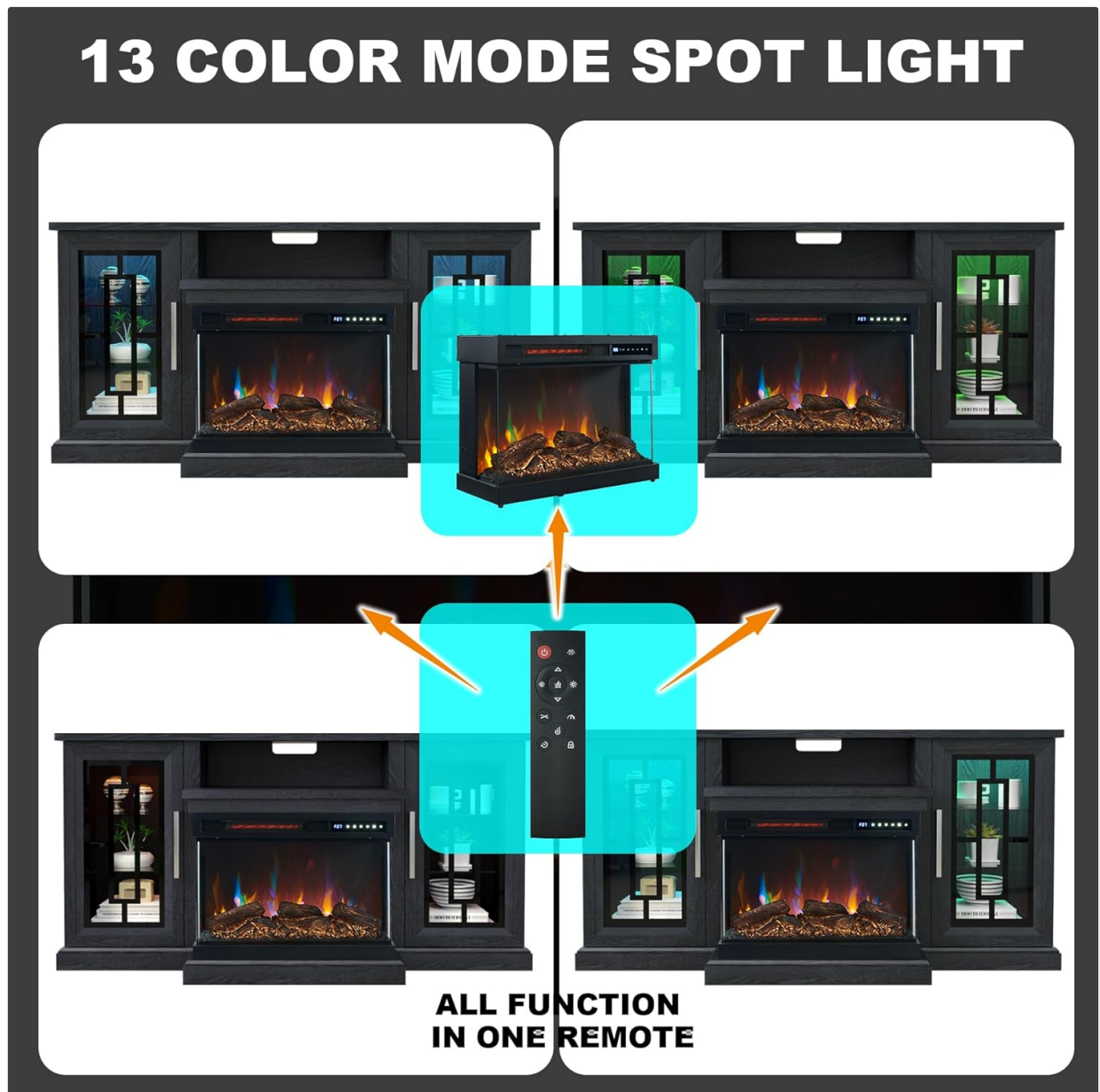
- **Flame Settings:** Enjoy 12 color flame options and 13 log ember color options. Adjust the flame speed (5 levels) and brightness (5 levels) to your preference.
- **Heating Function:** The fireplace includes a 1500W infrared heater capable of heating rooms up to 1000 sq ft. Set your desired temperature with the 60°F-99°F thermostat. The heater can be turned off to enjoy only the flame effect for year-round use.
- **Timer:** Utilize the 0.5-12 hour timer function for automatic shut-off.
- **Child Lock:** A child lock feature is enabled for safety.

### 4.2 LED Spot Light Operation

The TV cabinet features RGB LED strip lighting with 13 selectable color modes to enhance your home theater experience.

- **Control:** The LED lights are controlled by the same remote control as the fireplace. All lights can be operated separately.

- **Modes:** Choose from 13 color modes to create various ambient lighting effects.



**Image:** Illustration of the 13 color mode spot lights and the single remote control for both LED and fireplace functions.



**12 Color Flame**  
× **13 Color Ember**



**5 Level Brightness**  
× **5 Flame Speed**



**1400W Heater**  
× **60°F-99°F**



**0.5-12H Timer**  
× **Child Lock**

**Image:** Close-up of the 3-side glass electric fireplace, showing the realistic log set and various flame color options.

**Video:** Official product video demonstrating the features and functionality of the Unineo 59-Inch LED TV Stand with 3-Side Glass Fireplace, including LED lighting, fireplace operation, and storage.

## 5. MAINTENANCE

Regular maintenance ensures the longevity and optimal performance of your TV stand and electric fireplace.

- **Cleaning:** Dust the surfaces with a soft, dry cloth. For the glass panels of the fireplace and cabinet doors, use a glass cleaner and a lint-free cloth.
- **Fireplace Vents:** Periodically check and clean the air intake and exhaust vents of the fireplace to prevent dust buildup, which can affect heating efficiency.
- **Electrical Cord:** Inspect the power cord for any damage. Do not use the unit if the cord is damaged.
- **Hinges:** The cabinet doors feature quiet hinges. Ensure they operate smoothly.

## 6. TROUBLESHOOTING

If you encounter any issues with your Unineo TV Stand or electric fireplace, please refer to the following common troubleshooting tips:

- **Fireplace Not Turning On:** Check if the unit is properly plugged into a working outlet. Ensure the power switch on the

unit is in the 'ON' position. Verify the remote control batteries if using the remote.

- **No Heat Output:** Confirm the heater function is activated. Check the thermostat setting; if the room temperature is above the set temperature, the heater will not engage.
- **LED Lights Not Working:** Ensure the unit is powered on and the LED function is activated via the remote.
- **Overheat Protection Activated:** If the unit shuts off unexpectedly, it may be due to the overheat protection. Unplug the unit, allow it to cool for at least 15 minutes, and ensure vents are not blocked before restarting.
- **Assembly Difficulties:** Re-check the numbered parts against the assembly guide. Ensure all screws and fasteners are correctly installed.

For further assistance, please contact customer support.

## 7. SPECIFICATIONS

---

Feature	Specification
Brand	Unineo
Model Name	SF20250630B0DH2XH97L
Product Dimensions	19.69"D x 58.66"W x 31.67"H
Material	Engineered Wood
Finish Type	Black
Installation Type	Freestanding
Power Source	Corded Electric
Heat Output	1500 Watts
Heating Coverage	Up to 1000 sq ft
Special Features	3-Side Fireplace, LED Spot Light, Adjustable Flame & LED Color, Thermostat, Timer, Child Lock, Overheat Protection
Item Weight	121.92 Pounds
TV Size Compatibility	Up to 65 Inch
Date First Available	September 14, 2024

## 8. WARRANTY AND SUPPORT

---

This Unineo product comes with a Limited Warranty. For specific details regarding warranty coverage, please refer to the warranty documentation included with your purchase.

Should you encounter any problems with your order or require technical assistance, please contact us directly through Amazon. Our customer support team aims to reply within 24 hours.

## 9. PRODUCT OVERVIEW


---



**Image:** Unineo 59-Inch LED TV Stand with 3-Side Glass Fireplace in black finish, showcasing the illuminated fireplace and storage cabinets.



**Image:** The TV stand integrated into a living room setting, featuring a television mounted above it and decorative items on the tabletop.



**Image:** Image displaying the available color finishes: Black, Gray Wash, and Distressed White.