

Manuals.plus /

- › SEUNKWANG /
- › EWEADN V20 Typewriter Keyboard Wireless User Manual

SEUNKWANG V20-1

EWEADN V20 Typewriter Keyboard Wireless User Manual

Model: V20-1

PRODUCT OVERVIEW

The EWEADN V20 Typewriter Keyboard is a versatile mechanical keyboard designed for a comfortable and efficient typing experience. It features a retro typewriter style with round keycaps, multiple connectivity options, and customizable backlighting. This manual provides detailed instructions for setting up, operating, and maintaining your keyboard.




Figure 1: EWEADN V20 Typewriter Keyboard (Pink Model)

This image displays the full layout of the EWEADN V20 keyboard, highlighting its unique round keycaps and overall retro aesthetic. The keyboard is shown in a pink color with rose gold accents.

V20

Wireless Typewriter Keyboard

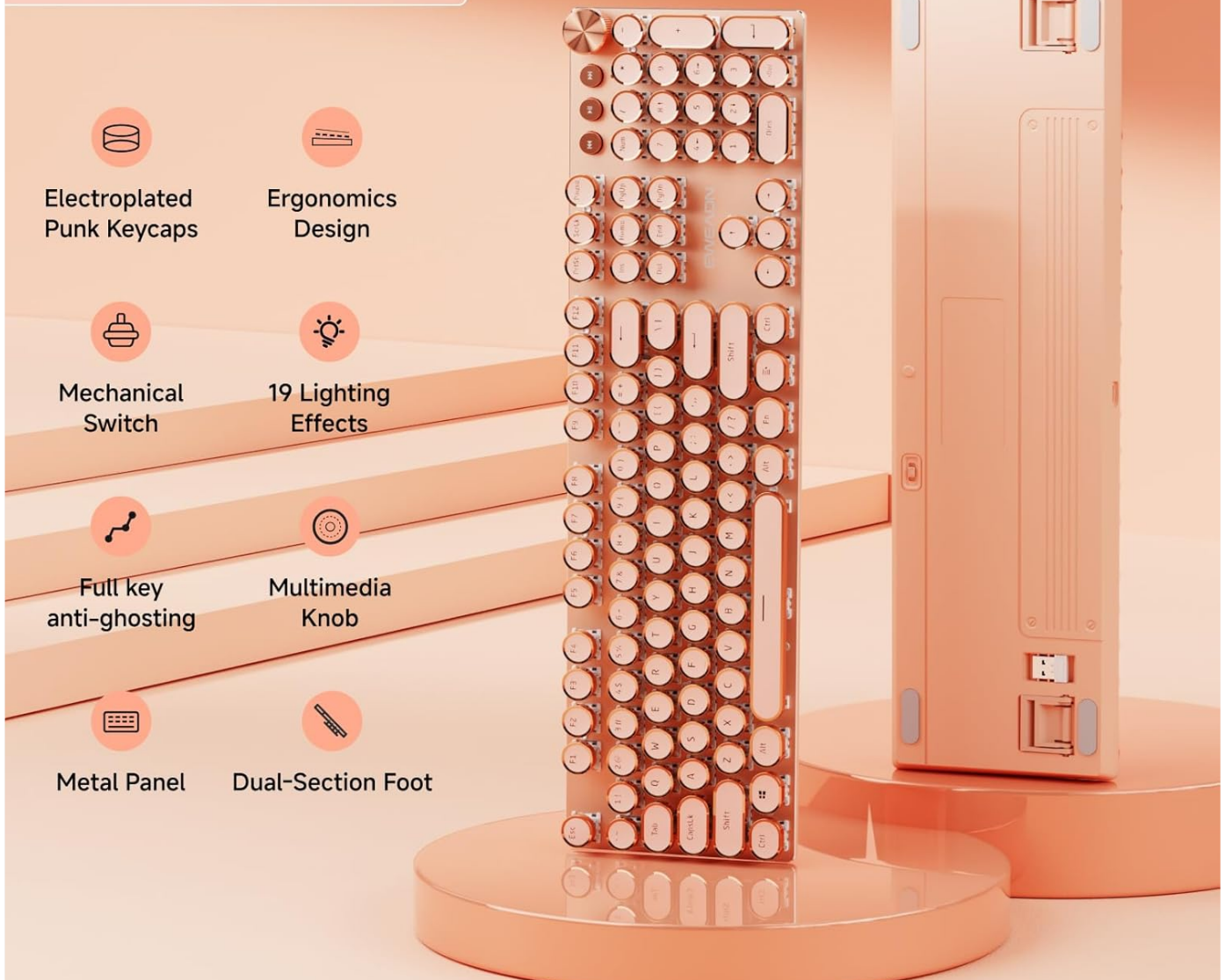


Figure 2: Key Features of the V20 Keyboard

This diagram illustrates the main features of the V20 keyboard, such as its electroplated keycaps, mechanical switches, ergonomic design, and multimedia knob. It also highlights the 19 lighting effects and full key anti-ghosting capability.

SETUP

Package Contents

Before you begin, ensure all items are present in the package:

- EWEADN V20 Typewriter Keyboard
- USB Cable (Type-C)
- User Manual (this document)

Connection Modes

The V20 keyboard supports three connection modes: Bluetooth 5.0, 2.4Ghz Wireless, and USB-C Wired. It can connect to up to 5 devices simultaneously.

TRI-MODE CONNECTION

BT5.0/2.4GHz Wireless/ USB-C Wired

Connect up to 5 devices



Figure 3: Tri-Mode Connection Overview

This image demonstrates the keyboard's ability to connect via Bluetooth, 2.4GHz wireless, and USB-C wired modes, showing its compatibility with various devices like laptops, phones, and tablets.

1. USB-C Wired Mode

1. Connect the provided USB-C cable to the keyboard's Type-C port.
2. Connect the other end of the cable to a USB port on your computer.
3. Press and hold **FN + 5** to switch to USB-C wired mode. The keyboard will be automatically recognized by your system.

2. 2.4Ghz Wireless Mode

1. Locate the 2.4Ghz USB receiver, typically stored in a compartment on the keyboard's underside.
2. Plug the USB receiver into an available USB port on your computer.
3. Press and hold **FN + 4** to switch to 2.4Ghz wireless mode. The keyboard should connect automatically.

3. Bluetooth Mode (BT1/BT2/BT3)

The keyboard supports up to three Bluetooth connections.

1. Press and hold **FN + 1** (for BT1), **FN + 2** (for BT2), or **FN + 3** (for BT3) for 3-5 seconds until the indicator light flashes rapidly, indicating pairing mode.
2. On your device (computer, tablet, smartphone), enable Bluetooth and search for "EWEADN V20" or similar.
3. Select the keyboard from the list of available devices to complete the pairing process. The indicator light will stop flashing once connected.
4. To switch between paired Bluetooth devices, simply press **FN + 1/2/3** (short press).

Battery Information

The EWEADN V20 keyboard is equipped with a 2000mAh Lithium Ion battery.

- **Battery Capacity:** 2000mAh
- **Estimated Durability:**
 - With Backlight ON: Approximately 3 days
 - With Backlight OFF: Approximately 15 days

To charge the keyboard, connect it via the USB-C cable to a power source (computer USB port or USB wall adapter). The indicator light will show charging status.

LONG-LASTING BATTERY

Durability



2000mAh

Backlit-ON



3 Days

Backlit-OFF



15 Days

2000mAh



Figure 4: Long-Lasting Battery Information

This image highlights the 2000mAh battery capacity and its estimated usage duration with and without backlighting enabled.

OPERATING INSTRUCTIONS

Key Functions and Layout

The V20 keyboard features a 104-key layout with anti-ghosting technology, ensuring accurate input even when multiple keys are pressed simultaneously. It uses mechanical pink switches for a smooth and responsive typing experience.



Pink Switch

TOTAL TRAVEL:

2.0+0.4mm

OPERATING FORCE:

3.8+0.4mm

KEY STROKES:

100 million times

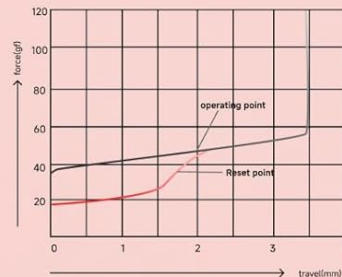


Figure 5: Pink Switch Specifications

This image provides detailed specifications for the Pink Switches used in the keyboard, including travel distance, operating force, and durability.

Multimedia and Backlight Control

The keyboard includes a dedicated multimedia knob and function key combinations for controlling various features.

Multimedia Knob:

- **Press FN + Knob:** Switch between Light mode and Volume mode.
- **Turn Knob (Volume Mode):** Adjust system volume.
- **Turn Knob (Light Mode):** Adjust backlight brightness.
- **Press Knob:** Mute/Unmute audio (Volume Mode) or Change Light Effects (Light Mode).

Dedicated Multimedia Buttons:

- Buttons next to the knob allow quick adjustment for previous song, next song, and pause/play.

Backlight Control (FN Key Combinations):

- **FN + INS:** Switch between 19 different lighting effects.
- **FN + ↑:** Increase backlight brightness (5 levels).
- **FN + ↓:** Decrease backlight brightness (5 levels).
- **FN + ←:** Slow down lighting effect speed.
- **FN + →:** Speed up lighting effect speed.
- **FN + 1~8:** Choose specific game backlight modes.

- 1 **FN+INS: Switch 19 lighting effect**
- 2 **FN+↑: Brightness increase**
- 3 **FN+↓: Brightness decrease**
- 4 **FN+←: Lighting effect slows down**
- 5 **FN+→: Lighting effect speeds up**



Figure 6: Backlight Control Functions

This image details the function key combinations used to control the keyboard's 19 lighting effects, including brightness and speed adjustments.

System Compatibility

The V20 keyboard is widely compatible with various operating systems, including Windows 7/8/10/XP/Vista, Linux, and Mac OS systems.

- **FN + W:** Switch to Windows layout.
- **FN + A:** Switch to Mac layout.

- **FN + ESC:** Reset keyboard to default settings.

MAINTENANCE

General Cleaning

To keep your keyboard in optimal condition:

- Use a soft, lint-free cloth to wipe down the keycaps and frame.
- For dust and debris between keys, use compressed air.
- Avoid using harsh chemicals or abrasive materials.

Keycap Removal and Switch Maintenance

The V20 keyboard features removable keycaps and mechanical switches, allowing for easy cleaning and potential switch replacement.

- Gently pull keycaps upwards to remove them. A keycap puller (not included) can assist.
- Once keycaps are removed, you can access the switches for cleaning or replacement.
- Ensure the keyboard is disconnected before performing any maintenance.

Your browser does not support the video tag.

This video demonstrates the keyboard's features, including the removal of keycaps to show the mechanical switches underneath, and the various backlight effects. It also shows the keyboard in use, highlighting its typing experience.

TROUBLESHOOTING

If you encounter issues with your EWEADN V20 keyboard, please refer to the following common solutions:

Problem	Possible Solution
Keyboard not connecting (Wireless/Bluetooth)	<ul style="list-style-type: none">• Ensure the keyboard is charged.• Verify the correct connection mode (FN+1/2/3/4/5) is selected.• For Bluetooth, ensure your device's Bluetooth is on and the keyboard is in pairing mode.• For 2.4Ghz, ensure the USB receiver is securely plugged in.• Try restarting the keyboard and your device.
Backlight not working or dim	<ul style="list-style-type: none">• Check battery level; low battery can affect backlight performance.• Adjust brightness using FN + ↑.• Cycle through lighting effects using FN + INS.
Keys not responding or ghosting	<ul style="list-style-type: none">• Ensure the keyboard is properly connected.• Clean under the keycaps for any debris.• Try resetting the keyboard using FN + ESC.

If the issue persists, please contact customer support as detailed in the "Warranty & Support" section.

SPECIFICATIONS

Feature	Detail
Brand	SEUNKWANG (EWEADN)
Model Number	V20-1
Connectivity Technology	2.4Ghz Wireless, Bluetooth 5.0, USB-C Wired
Number of Keys	104
Switch Type	Mechanical Pink Switch
Backlight	White Backlit (19 lighting effects)
Battery	2000mAh Lithium Ion (included)
Compatible Devices	Laptop, PC, Gaming Console, Tablet, Smartphone
Operating Systems	Windows 7/8/10/XP/Vista, Linux, Mac OS
Material	Metal Panel, Electroplated Pink Keycaps
Item Weight	2.09 pounds (approx. 0.95 kg)
Package Dimensions	17.63 x 6.06 x 1.89 inches

WARRANTY & SUPPORT

EWEADN is committed to providing excellent customer service and support for your V20 keyboard.

Customer Support Channels:

- **Email Support:** For any inquiries, troubleshooting assistance, or accessory reissues, please contact us at eweadnkeyboard@outlook.com.
- **Amazon Store:** You can also contact the seller directly through the Amazon platform.
 1. Find the SEUNKWANG store on Amazon.
 2. Navigate to the seller's page.
 3. Click the "Ask a question" option.

Our support team is available for pre-sales questions, troubleshooting, accessory requests, and returns/exchanges.