

[Manuals.plus](#) /

› [BANIGIPA](#) /

› BANIGIPA G3 PLUS Bluetooth 5.4 Open-Ear Headset with Noise-Cancelling Microphone User Manual

BANIGIPA G3 PLUS

BANIGIPA G3 PLUS Bluetooth 5.4 Open-Ear Headset User Manual

Model: G3 PLUS

1. INTRODUCTION

This manual provides comprehensive instructions for the BANIGIPA G3 PLUS Bluetooth 5.4 Open-Ear Headset. It covers setup, operation, maintenance, and troubleshooting to ensure optimal performance and user experience. Please read this manual thoroughly before using the device.



Image 1.1: The BANIGIPA G3 PLUS Open-Ear Headset, showcasing its design.

2. PACKAGE CONTENTS

Verify that all items are present in the package:

- 1 x BANIGIPA G3 PLUS Bluetooth Headset
- 1 x USB Type-C Charging Cable
- 1 x User Manual

What's in the Box?

- 1 x G3 PLUS Open Ear Headset
- 1 x USB-C Charging Cable
- 1 x User Manual





Image 2.1: The headset, USB-C charging cable, and user manual included in the box.

3. PRODUCT OVERVIEW

The BANIGIPA G3 PLUS is an open-ear Bluetooth headset designed for comfort and situational awareness. It features Bluetooth 5.4 connectivity, a noise-cancelling microphone, and a long battery life.

3.1 Key Features

- **Open-Ear Design:** Transmits sound without blocking the ear canal, promoting hygiene and hearing protection. Allows awareness of surroundings.
- **Noise-Cancelling Microphone:** DSP and CVC 8.0 technology filters out up to 95% of background noise for clear calls.
- **270° Rotatable Boom Mic:** Adjustable microphone for optimal voice pickup.
- **Mute Button:** Dedicated button for privacy during calls.
- **Lightweight and Comfortable:** Designed for extended wear without ear pain.

- **Bluetooth 5.4:** Stable and strong signal transmission.
- **Dual Connection:** Connects to two devices simultaneously.
- **Long Battery Life:** Up to 15 hours of music/calls, 200 hours standby.
- **IP54 Waterproof:** Resistant to sweat and light splashes (not for swimming).

Open-ear Comfort



Image 3.1: Illustration of open-ear comfort compared to traditional in-ear headphones.

DSP Noise Canceling Mic for HD Calling

DSP noise reduction technology to filter 95% background noise and better pick up sound to improve call quality.



Before



After

Image 3.2: Demonstrates the effectiveness of the DSP noise-cancelling microphone in reducing background noise during calls.

270° Rotatable Boom & Separate Mute Button



The Bluetooth headset comes with a separate mute button to protect your privacy.

Image 3.3: Highlights the 270° rotatable boom microphone and the dedicated mute button for privacy.

4. SETUP

4.1 Charging the Headset

Before first use, fully charge the headset.

1. Connect the USB Type-C charging cable to the headset's charging port.
2. Connect the other end of the cable to a USB power source (e.g., computer, wall adapter).
3. The indicator light will show charging status. A full charge takes approximately 1.5 hours.

Connect Two Devices Simultaneously

Advanced Bluetooth 5.4 widely compatible with Phones/PC Computer/Laptop/Tablet/Smartwatch etc.

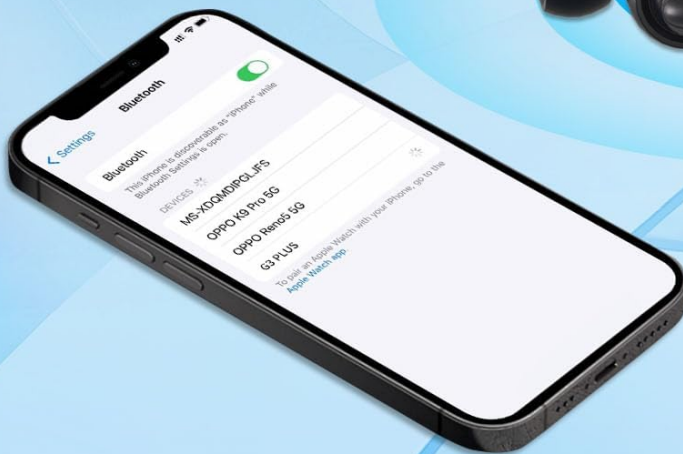


Image 4.1: Visual representation of the headset's battery capacity, charging time, working time, and standby time.

4.2 Pairing with a Device

Follow these steps to pair your headset with a Bluetooth-enabled device:

1. Ensure the headset is turned off.
2. Press and hold the Power On/Off/MFB (Multi-Function Button) until the indicator light flashes blue and red, indicating pairing mode.
3. On your device (phone, PC, laptop, tablet, smartwatch), enable Bluetooth and search for available devices.
4. Select "G3 PLUS" from the list of found devices.
5. Once connected, the indicator light will turn solid blue or flash blue slowly.

Durable and Long Battery Life



150 mAh
Battery Capacity



Charging
Time 2 hours



Working
Time 15 hours



Standby
Time 200 hours



Image 4.2: Demonstrates the headset's ability to connect to two devices simultaneously, such as a phone and a laptop.

The headset supports dual connection, allowing it to be paired with two devices simultaneously.

5. OPERATING THE HEADSET

5.1 Wearing the Headset

To ensure comfort and optimal sound, wear the headset as follows:

1. Place the headset on your head with the ear hooks resting over your ears.
2. Adjust the ear hang to a comfortable and secure position.
3. Rotate the microphone boom up to 270° to position it optimally near your mouth for clear voice pickup.

Situational Awareness

Stay aware of your surroundings while enjoying your favorite music whether working at home or communicating with colleagues at the office!



Image 5.1: Step-by-step guide on wearing the headset, adjusting the ear hooks, and positioning the microphone boom.

5.2 Button Functions

The headset features several buttons for easy control:

- **Multi-function Button (MFB):**
 - Press and hold: Power On/Off
 - Single press: Play/Pause Music, Answer/Hang up Call
 - Double press: Activate Voice Assistant
 - Long press during call: Reject Call
- **Volume + Button:**
 - Single press: Volume Up
 - Long press: Next Song
- **Volume - Button:**

- Single press: Volume Down
- Long press: Previous Song
- **Mute Button:** Single press to mute/unmute the microphone during a call.




Image 5.2: Detailed diagram illustrating the location and function of each button on the headset.

6. MAINTENANCE

Proper maintenance ensures the longevity and performance of your headset.

- **Cleaning:** Wipe the headset with a soft, dry cloth. Avoid using harsh chemicals or abrasive materials.
- **Storage:** Store the headset in a cool, dry place away from direct sunlight and extreme temperatures.
- **Water Resistance:** The headset is IP54 waterproof, meaning it is resistant to sweat and light splashes. Do not submerge it in water or expose it to heavy rain.
- **Charging:** Use only the provided USB Type-C cable for charging.

7. TROUBLESHOOTING

If you encounter issues with your headset, refer to the following common solutions:

Problem	Solution
Headset does not turn on	Ensure the headset is fully charged. Press and hold the Power On/Off/MFB for 3-5 seconds.
Cannot pair with device	<ul style="list-style-type: none">◦ Ensure the headset is in pairing mode (flashing blue and red light).◦ Turn off and on your device's Bluetooth.◦ Move the headset closer to your device.◦ Clear previous Bluetooth connections on your device.
No sound or low volume	<ul style="list-style-type: none">◦ Adjust the volume on both the headset and your connected device.◦ Ensure the headset is properly connected to your device.◦ Check if the headset is muted.
Microphone not working	<ul style="list-style-type: none">◦ Ensure the microphone boom is positioned correctly.◦ Check if the microphone is muted using the dedicated mute button.◦ Verify microphone settings on your connected device.
Intermittent connection	<ul style="list-style-type: none">◦ Move closer to your device (within 10 meters).◦ Avoid obstacles between the headset and device.◦ Ensure no other devices are interfering with the Bluetooth signal.

8. SPECIFICATIONS

Feature	Detail
Model Name	G3 PLUS
Brand	BANIGIPA
Connectivity Technology	Wireless (Bluetooth 5.4)
Bluetooth Range	Up to 10 meters (33 feet)
Battery Capacity	150mAh
Charging Time	Approx. 1.5 hours (via Type-C USB)
Working Time	Up to 15 hours (music/calls)
Standby Time	Up to 200 hours
Noise Control	DSP and CVC 8.0 Noise Cancellation (for microphone)
Water Resistance Level	IP54
Item Weight	28 Grams (0.988 ounces)
Material	Plastic

Feature	Detail
Ear Placement	Open Ear

9. WARRANTY AND SUPPORT

For warranty information and customer support, please refer to the contact details provided in your product packaging or visit the official BANIGIPA website.

Note: The product is manufactured by Sunfly Electronics Co.,Ltd.

10. IMPORTANT SAFETY INFORMATION

- Do not disassemble or modify the headset.
- Keep the headset away from extreme temperatures, humidity, and corrosive substances.
- Avoid prolonged exposure to high volume levels to prevent hearing damage.
- Keep out of reach of children.

11. OFFICIAL PRODUCT VIDEOS

BANIGIPA Bluetooth 5.4 Headset with Boom Microphone

Your browser does not support the video tag.

Video 11.1: An official product video from the seller, XYE-Business-Direct, showcasing the BANIGIPA Bluetooth 5.4 Headset with Boom Microphone. This video provides a general overview of the headset's features and design.

