

Manuals+

[Q & A](#) | [Deep Search](#) | [Upload](#)

manuals.plus /

› [KTGEE](#) /

› [KTGEE T08 Wireless Earbuds User Manual](#)

KTGEE T08

KTGEE T08 Wireless Earbuds User Manual

Model: T08

INTRODUCTION

Thank you for choosing the KTGEE T08 Wireless Earbuds. These earbuds are designed to provide a superior audio experience with advanced features such as Bluetooth 5.3 connectivity, extended battery life, and intelligent touch controls. This manual will guide you through the setup, operation, and maintenance of your new earbuds.

WHAT'S IN THE BOX

- LED Display Charging Case (x1)
- Wireless Earbuds (Left & Right) (x2)
- Type-C Charging Cable for Charging Case (x1)
- User Manual (x1)

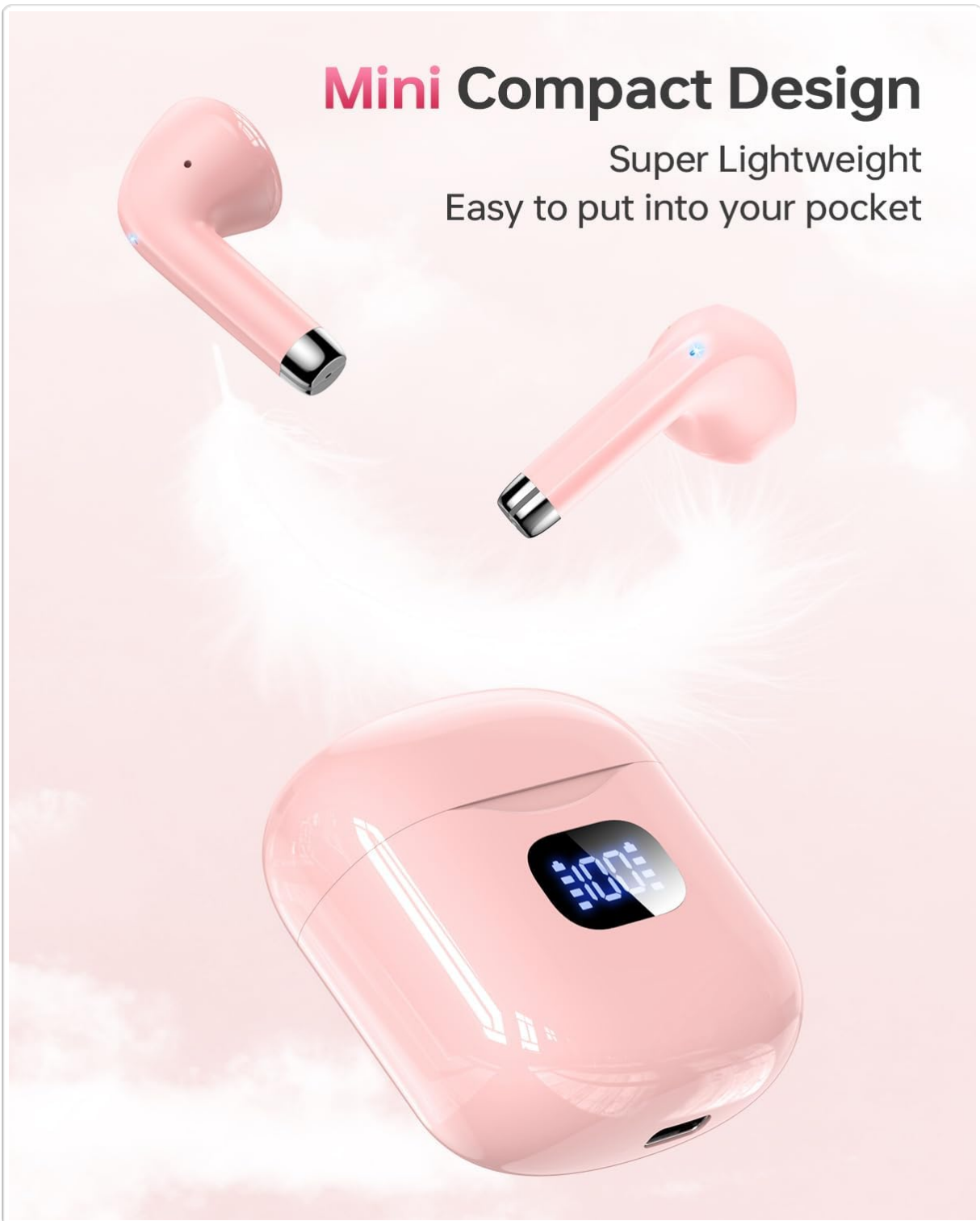
PRODUCT OVERVIEW



The KTGEE T08 Wireless Earbuds in their LED display charging case. The case features a digital display showing the remaining battery percentage.

Mini Compact Design

Super Lightweight
Easy to put into your pocket



The earbuds feature a mini compact design, making them lightweight and easy to carry.

Key Features:

- **40 Hours Extended Playback:** Up to 8 hours on a single charge, and 40 hours with the charging case.
- **U-shaped Semi-in-Ear Design:** Weighing only 3.9g each, designed for comfort and stability.
- **Bluetooth 5.3 with Ultra-Low Latency:** Ensures stable connection and synchronized audio.
- **Hi-Fi Sound Quality:** Equipped with 13.2mm dynamic drivers for rich audio.
- **Intelligent Touch Control:** Responsive touch sensors for easy command management.
- **IPX7 Waterproof Rating:** Protects earbuds from sweat and small raindrops (charging case is not waterproof).
- **LED Power Display:** Digital display on the charging case shows battery levels.

SETUP

1. Charging the Earbuds and Case:

Before first use, fully charge the earbuds and the charging case. Place the earbuds into the charging case. Connect the Type-C charging cable to the charging port on the case and plug the other end into a USB power adapter (not included). The LED display on the case will show the charging status.

500mAh Charging Case
Provide 40Hrs using time

5 Hrs
talking time

40 Hrs
with charging case

8 Hrs
music time

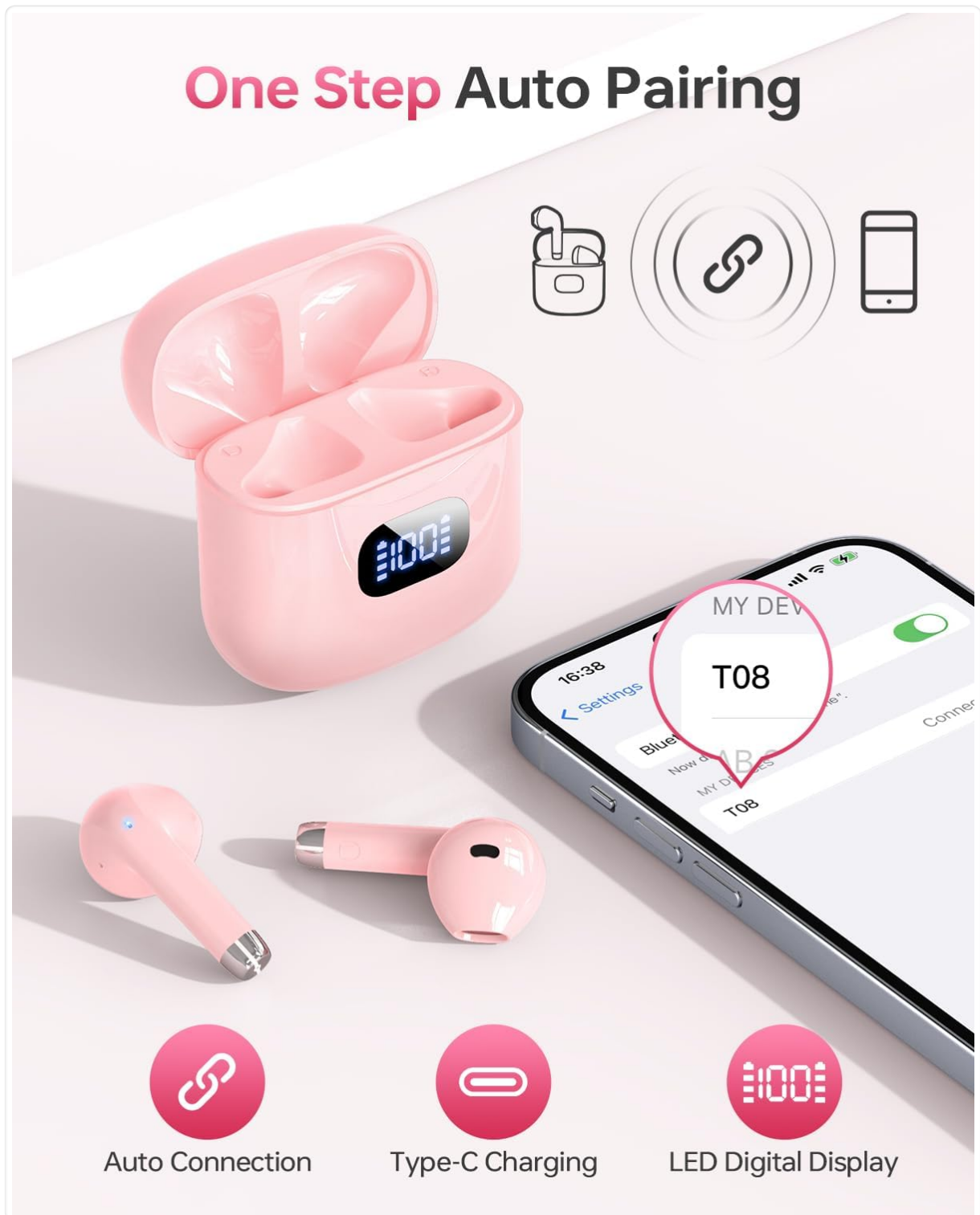
The 500mAh charging case provides up to 40 hours of additional usage time. The Type-C port ensures fast and convenient charging.

2. Pairing with Your Device:

The T08 earbuds feature one-step auto pairing. Follow these steps:

1. Ensure the charging case has sufficient power.

2. Open the charging case lid. The earbuds will automatically enter pairing mode.
3. On your device (smartphone, tablet, laptop), enable Bluetooth.
4. Search for Bluetooth devices and select "T08" from the list.
5. Once connected, the earbuds are ready for use.



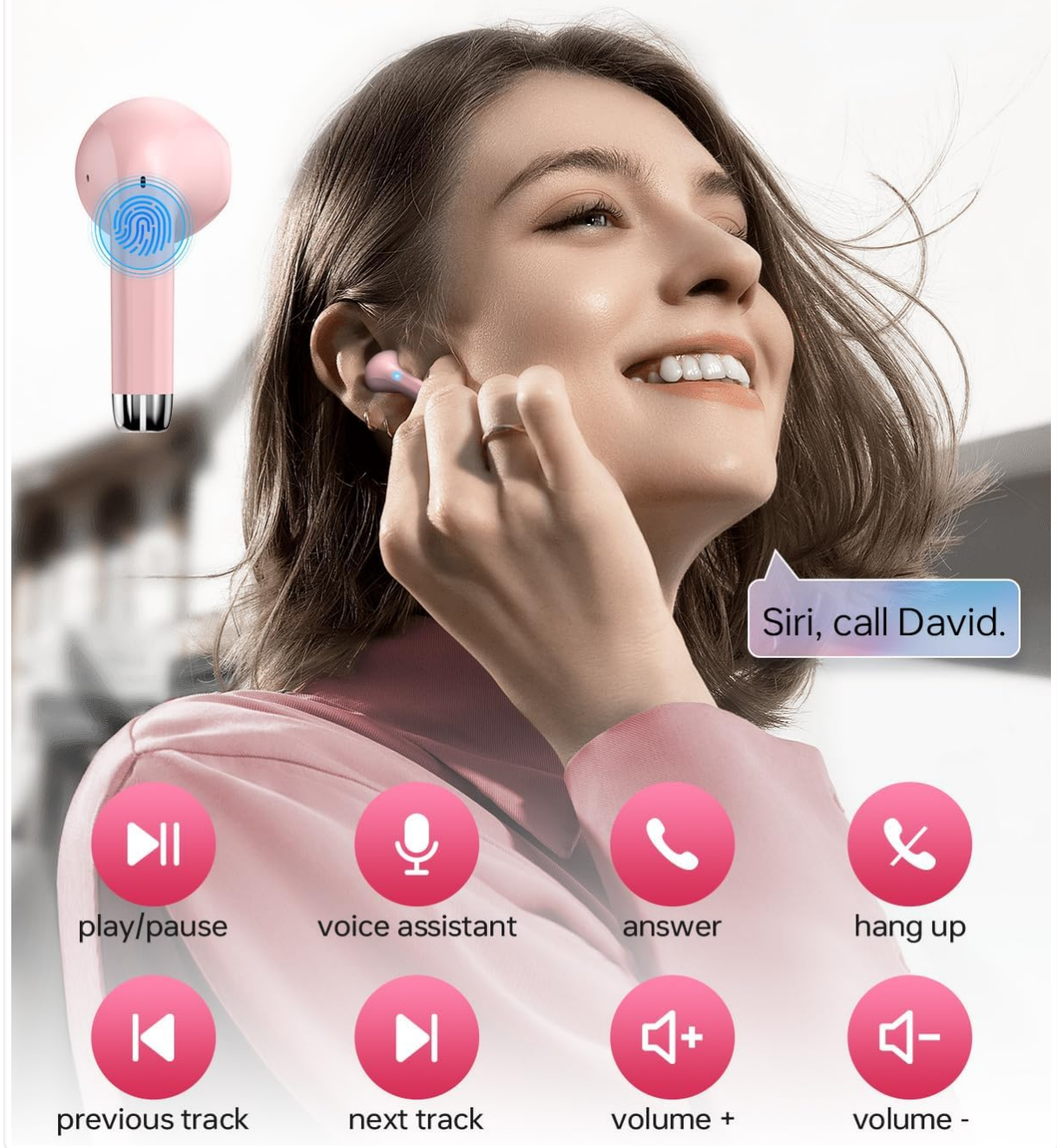
The earbuds offer one-step auto pairing for quick and easy connection to your devices.

OPERATING INSTRUCTIONS

Touch Controls:

The T08 earbuds utilize intelligent touch controls for various functions. The touch sensor is located on the outer surface of each earbud.

Smart Touch Control



The smart touch controls allow for easy management of audio playback, calls, and voice assistant activation.

Action	Function
Single Tap (Left/Right Earbud)	Play/Pause Music, Answer/End Call
Double Tap (Left Earbud)	Previous Track
Double Tap (Right Earbud)	Next Track
Triple Tap (Left Earbud)	Volume Down
Triple Tap (Right Earbud)	Volume Up
Long Press (2 seconds)	Activate Voice Assistant (Siri, Google Assistant, etc.)

Action	Function
Long Press (3 seconds) during call	Reject Call

MAINTENANCE

Proper maintenance ensures the longevity and optimal performance of your earbuds.

- **Cleaning:** Regularly clean the earbuds and charging case with a soft, dry, lint-free cloth. Do not use harsh chemicals or abrasive materials.
- **Water Resistance:** The earbuds are IPX7 waterproof, meaning they can withstand sweat and light rain. *However, the charging case is NOT waterproof.* Do not expose the charging case to liquids.
- **Storage:** When not in use, store the earbuds in their charging case to protect them and keep them charged. Store in a cool, dry place away from extreme temperatures.
- **Battery Care:** To preserve battery life, avoid fully discharging the earbuds and case frequently. Charge them regularly, even if not in constant use.

TROUBLESHOOTING

If you encounter issues with your KTGEE T08 earbuds, try the following solutions:

- **Earbuds not pairing:**
 - Ensure both earbuds are charged.
 - Turn off Bluetooth on your device, then turn it back on.
 - Forget/delete "T08" from your device's Bluetooth list and try pairing again.
 - Place earbuds back in the case, close the lid, wait a few seconds, then open to reset.
- **Only one earbud working:**
 - Ensure both earbuds are charged.
 - Place both earbuds back into the charging case, close the lid, and then open it again. This often re-syncs them.
- **No sound or low volume:**
 - Check the volume level on both your device and using the earbud touch controls.
 - Ensure earbuds are properly connected to your device.
 - Clean any debris from the earbud speaker mesh.
- **Charging case not charging:**
 - Ensure the Type-C cable is securely connected to both the case and the power source.
 - Try a different charging cable or power adapter.

SPECIFICATIONS

Feature	Detail
Model Name	T08 Wireless Earbuds
Connectivity Technology	Wireless (Bluetooth 5.3)

Feature	Detail
Earbud Battery Life	Up to 8 hours (single charge)
Total Playback Time (with case)	Up to 40 hours
Charging Case Battery Capacity	500 Milliamp Hours
Charging Time (Case)	2 Hours
Audio Driver Size	13.2 Millimeters
Water Resistance Level	IPX7 (Earbuds only)
Bluetooth Range	12 Meters
Item Weight (Earbuds)	3.9 Grams (each)
Product Dimensions	3 x 3 x 1.2 inches
Material	Plastic
Control Type	Touch Control

WARRANTY AND SUPPORT

For warranty information or technical support, please refer to the contact details provided with your product packaging or visit the official [KTGEE website](#). Keep your purchase receipt for any warranty claims.

You can also visit the [KTGEE Store on Amazon](#) for more information.