

## zhizhi S61

# zhizhi Smartwatch User Manual

MODEL: S61

## 1. Introduction

Thank you for choosing the zhizhi S61 Smartwatch. This device is designed to enhance your daily life by providing comprehensive health monitoring, fitness tracking, and smart communication features. This manual will guide you through the setup, operation, and maintenance of your new smartwatch to ensure optimal performance and user experience.

## 2. Safety Information

Please read the following safety precautions carefully before using the device:

- Do not attempt to disassemble, repair, or modify the device. This may cause damage, fire, or electric shock.
- Keep the device away from extreme temperatures, direct sunlight, and high humidity.
- Avoid exposing the device to strong impacts or drops.
- This device is IP68 waterproof, suitable for daily use like hand washing or rain. It is not recommended for diving, hot showers, or saunas, as steam and hot water can damage the seals.
- Consult a doctor before starting any new exercise regimen, especially if you have pre-existing health conditions.
- The health monitoring data provided by this device is for reference only and should not be used for medical diagnosis or treatment.

## 3. Package Contents

Please check the box for the following items:

- zhizhi S61 Smartwatch (with one strap attached)
- Additional strap (color may vary)
- Charging Cable
- User Manual



Image: Front of the zhizhi smartwatch retail packaging, showing the product name and a depiction of the smartwatch.

Model: S61 Brand: ZHIZHI SN: S61BKAH10001PB

**FC REP**

Name: SUALMU GmbH  
 Address: Am Waldradhof 4, 76297 Stutensee, Germany  
 Email: EUVERTRETERSUALMUGMBH@outlook.com  
 Contact Person: Wang Zhouli  
 Importer  
 Company Name: shenzhenhongxinglongliaoqizhengyouxingongsi  
 Address: CN: 518000, pingguogongcheng, shenzhenshi, baocunq  
 fuhesijiedo, hepingshiquanboyeu4hadA14b  
 Email: hongxinglong2020@163.com  
 Contact Person: yinhuan xu

**WARNING**

**WARNING:** Please do not place the device in high temperature or deep water environment. Smart watch data cannot be used for medical purpose. The monitoring data is for reference only. If you need medical help, please contact a professional doctor.

**WARNUNG:** Bitte stellen Sie das Gerät nicht in Umgebungen mit hoher Temperatur oder tiefem Wasser auf. Smart Watch Daten können nicht für medizinische Zwecke verwendet werden. Wenn Sie medizinische Hilfe benötigen, wenden Sie sich bitte an einen professionellen Arzt.

**ADVERTENCIA:** no coloque el equipo en ambientes de alta temperatura o aguas profundas. Los datos del reloj inteligente no se pueden utilizar con fines médicos. Los datos de monitoreo son solo para referencia. Si necesita ayuda médica, póngase en contacto con un médico profesional.

**ATTENZIONE:** Si prega di non posizionare il dispositivo in ambienti ad alta temperatura o in acque profonde. I dati degli smart watch non possono essere utilizzati per scopi medici. I dati di monitoraggio sono solo per riferimento. Se avete bisogno di assistenza medica, si prega di contattare un medico professionista.

**AVERTISSEMENT:** Ne placez pas l'appareil dans un environnement chaud ou profond. Les données de la smartwatch ne peuvent pas être utilisées à des fins médicales. Les données de surveillance sont fournies à titre indicatif seulement. Si vous avez besoin d'aide médicale, veuillez contacter un médecin spécialiste.

**UWAGA:** Prosimy nie umieszczaj urządzenia w środowisku wysokiej temperatury lub głębokiej wody. Dane inteligentnego zegarka nie mogą być wykorzystywane do celów medycznych. Dane monitoringowe są tylko dla celów informacyjnych, jeśli potrzebujesz pomocy medycznej, skontaktuj się z profesjonalnym lekarzem.

**VARNING:** Placera inte enheten i miljöer med hög temperatur eller djup vatten. Smartklockdata kan inte användas för medicinska ändamål. Övervakningsuppgifterna är endast avsedda för referens. Om du behöver medicinsk hjälp, kontakta en professionell läkare.


**WAARSCHUWING:** Plaats het apparaat niet in een omgeving met hoge temperatuur of diep water. Smart watch gegevens kunnen niet worden gebruikt voor medische doeleinden. De monitoringgegevens zijn alleen ter referentie. Als u medische hulp nodig heeft, neem dan contact op met een professionele arts.

**UYARI:** Lütfen cihazı yüksek sıcaklık veya derin su ortamına koymayın. Akıllı izle verileri tıbbi amaçlar için kullanılmaz. Monitoring verileri sadece referans içindir. Tıbbi yardıma ihtiyacınız varsa, lütfen profesyonel bir doktora başvurun.

Producer Name: Shenzhen Buzz Tech CO.,LTD  
 Address: 10th Floor, Guang Chang Bldg, 74#, BaoMin 1st Rd, Bao An, Shenzhen, Guangdong, China  
 Phone: +86075527861278  
 Email: mikel20000101@163.com

**Basic Parameters**

Device type: 1.43 inch AMOLED  
 Resolution: 466\*466  
 Unlock: Touch screen unlock  
 Sensors: Three-axis sensor/ Green light rate sensor  
 System requirements: iOS 9.0 ↑ + Android 9.0 ↑  
 SColor: Black  Gold  Silver

 FitCloudPro




**FC CE UK CA**    **MADE IN CHINA**

Image: Back of the zhizhi smartwatch retail packaging, displaying product specifications, manufacturer details, and a QR code for app download.

## 4. Product Overview

The zhizhi S61 Smartwatch features a sleek design with a 1.43-inch AMOLED full-touch screen, offering clear visuals and responsive interaction. It includes a physical button on the side for navigation and power control. The back of the watch houses the heart rate and SpO2 sensors, along with charging contacts.



Image: The zhizhi S61 Smartwatch with its round display showing a digital watch face with current time, date, weather, steps taken, and distance covered. An inset image shows the watch's phone dialer interface.

# 1.43" Large HD Touch screen

More Clearer More Better  
Touch Experience



Broad color range



AMOLED High Definition



Color saturation

## Customize Your Watch Face

200+ built in watch faces in app

Image: A detailed view of the zhizhi S61 Smartwatch's 1.43-inch AMOLED HD touch screen, emphasizing its broad color range, high definition, and color accuracy. Text indicates the ability to customize watch faces with over 200 options.

## 5. Setup

### 5.1. Charging the Device

Before first use, fully charge your smartwatch. Connect the magnetic charging cable to the charging contacts on the back of the watch and plug the USB end into a standard USB power adapter (5V/1A recommended). The watch display will show the charging status. A full charge typically takes about 2 hours.

### 5.2. Downloading and Installing the Companion App

To unlock all features and synchronize data, you need to install the companion application on your smartphone. Scan the QR code on the product packaging or in this manual, or search for the app name (usually indicated on the box or in the quick start guide) in your phone's app store (Google Play Store for Android, Apple App Store for iOS).

App Download Link: <https://qr21.cn/CPE9oM>

### 5.3. Pairing with Your Smartphone

Follow these steps to pair your smartwatch with your phone:

1. Ensure your smartwatch is charged and powered on.
2. Enable Bluetooth on your smartphone.
3. Open the installed companion app on your phone.
4. Follow the in-app instructions to add a new device. The app will search for available smartwatches.
5. Select 'S61' or the corresponding device name from the list.
6. Confirm the pairing request on both your phone and the smartwatch if prompted.
7. Once paired, the watch will synchronize time and data with your phone.

## 6. Operating Instructions

---

### 6.1. Basic Navigation

- **Touch Screen:** Swipe left/right to navigate through main functions, swipe up/down for quick settings or notifications. Tap to select.
- **Side Button:** Press to wake up the screen, return to the home screen, or access the app menu. Press and hold to power on/off.




### 6.2. Bluetooth Calls and Messages

The smartwatch features a built-in microphone and speaker, allowing you to make and receive calls directly from your wrist when connected to your phone via Bluetooth. It also displays incoming call alerts, SMS, and app notifications.

# Bluetooth Making calls and Answer



## Bluetooth Call

-  Built in Mic
-  Contacts
-  Call History



## Text & Message Notification



## Voice assistant

Call Lily

Set an Alarm

Click the screen to start

Hello, how can I help you?

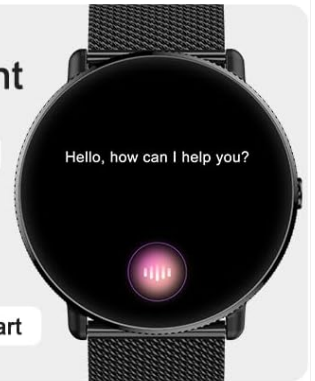


Image: A visual representation of the smartwatch's Bluetooth call capabilities, including built-in mic, contacts, and call history. It also illustrates text and message notifications from various social media apps and the voice assistant function.

## 6.3. Health Monitoring

The S61 Smartwatch provides continuous monitoring of key health metrics:

- **Heart Rate:** Monitors your heart rate throughout the day.
- **Blood Oxygen (SpO2):** Measures your blood oxygen saturation levels.
- **Sleep Tracking:** Records your sleep patterns, including deep sleep, light sleep, and wake-up times.
- **Breath Training:** Guided breathing exercises to help you relax.




Image: Top section shows a person sleeping with icons representing deep sleep, light sleep, and wake-up times. The bottom section illustrates health monitoring features: heart rate, blood oxygen, and breath training, with a graphic showing heart rate measurement.



Image: The top part displays a blood oxygen saturation reading of 98% (Normal) with a graphical representation. The bottom part highlights the IPX8 waterproof rating with icons for rain, shower, and sweat, and shows the smartwatch submerged in water.

### 6.4. Sports Modes

The smartwatch supports over 112 professional sports modes, accurately tracking your steps, calories burned, distance, and workout duration. Select your desired activity from the sports menu to begin tracking.

# 112+Sports Modes

Record your personal data



Image: An infographic illustrating over 112 sports modes with various activity icons. It shows a person cycling and the smartwatch display tracking calories, steps, distance, and heart rate, along with a map interface on a smartphone.

## 6.5. Customizing Watch Faces

Personalize your smartwatch with over 200 gorgeous dials available in the companion app. You can also upload your own photos to create unique watch faces.

## 6.6. Other Smart Features

The smartwatch offers additional convenient features:

- **Weather Forecast:** Get real-time weather updates directly on your wrist.
- **Music Control:** Control music playback on your smartphone (play, pause, skip tracks).
- **Camera Control:** Use your smartwatch as a remote shutter for your phone's camera.
- **Sedentary Reminder:** Alerts you to move after periods of inactivity.
- **Alarm Clock, Timer, Stopwatch:** Essential time management tools.



Image: Three panels showing smartwatch features: top panel displays weather forecast on the watch and phone; middle panel shows the watch acting as a remote camera control; bottom panel illustrates music control on the watch and phone, with a person listening to music.

## 7. Maintenance

Proper maintenance ensures the longevity and performance of your smartwatch:

- **Cleaning:** Wipe the watch and strap regularly with a soft, dry cloth. For stubborn dirt, use a slightly damp cloth and then dry thoroughly.
- **Water Resistance (IP68):** The watch is resistant to splashes, rain, and brief immersion in shallow water. Do not use it for swimming, diving, or in hot water environments (e.g., hot showers, saunas) as steam and high temperatures can compromise the waterproof seals. Avoid contact with chemical solvents, detergents, or corrosive liquids.
- **Charging Contacts:** Keep the charging contacts on the back of the watch clean and dry to ensure efficient charging.
- **Storage:** When not in use for extended periods, store the watch in a cool, dry place.

## 8. Troubleshooting

---

If you encounter issues with your smartwatch, refer to the following common problems and solutions:

Problem	Solution
Watch does not turn on	Ensure the watch is fully charged. Press and hold the side button for several seconds.
Cannot pair with phone	Ensure Bluetooth is enabled on your phone. Make sure the watch is within range. Restart both the watch and phone. Clear previous Bluetooth connections.
Inaccurate health data	Ensure the watch is worn snugly on your wrist, not too tight or too loose. Clean the sensor area. Avoid excessive movement during measurement.
Notifications not received	Check app notification permissions on your phone. Ensure the app is running in the background. Verify Bluetooth connection is stable.
Short battery life	Reduce screen brightness. Turn off continuous heart rate monitoring if not needed. Limit frequent screen wake-ups. Ensure no background apps are draining power.

## 9. Specifications

---

Feature	Detail
Model Number	S61
Screen Size	1.43 Inches
Display Type	AMOLED Touch Screen
Connectivity	Bluetooth
Operating System	Android and iOS compatible (Android 5.0+, iOS 9.0+)
Battery Type	Lithium Polymer
Battery Life	7-15 days (usage dependent), 45 days (standby)
Water Resistance	IP68
Special Features	Fitness Tracker (Pedometer, Calories, Distance), Heart Rate Monitoring, SpO2, Sleep Monitor, Bluetooth Call, Notifications, 112+ Sports Modes, Music Control, Camera Control, Weather, Sedentary Reminder, Alarm, Timer, Stopwatch.
Dimensions	28.8 x 8.5 x 1.7 cm
Weight	160 g

## 10. Warranty and Support

---

Your zhizhi S61 Smartwatch comes with a standard manufacturer's warranty. Please refer to the warranty card included in

your package for specific terms and conditions. For technical support, troubleshooting assistance, or warranty claims, please contact the retailer or the manufacturer's customer service through the contact information provided on the product packaging or official website.

