



[Manuals.plus](#) /

> [HOSTACK](#) /

> HOSTACK Twin LED Bed Frame with Storage Headboard and Charging Station User Manual

HOSTACK B0DGY394DG

HOSTACK Twin LED Bed Frame with Storage Headboard and Charging Station User Manual

Model: B0DGY394DG | Brand: HOSTACK

1. INTRODUCTION

Thank you for choosing the HOSTACK Twin LED Bed Frame. This manual provides essential information for the safe assembly, operation, and maintenance of your new bed frame. Please read these instructions carefully before beginning assembly and retain them for future reference.

2. SAFETY INFORMATION

- Do not exceed a weight limit of 700 lbs (317 kg).
- Be cautious of sharp edges on the metal frame and wood slats during assembly and use.
- Ensure all connections are securely tightened before use. Periodically check and re-tighten fasteners.
- Keep small parts away from children during assembly to prevent choking hazards.
- Use only the recommended mattress size (Twin) and thickness (8-12 inches) to ensure proper fit and safety.
- Do not stand on the bed frame or use it as a ladder.
- Avoid placing heavy objects on the headboard's storage shelves to prevent damage or injury.

3. PACKAGE CONTENTS

Your HOSTACK Twin LED Bed Frame package includes all necessary parts for assembly. Please verify that all components listed below are present and undamaged before proceeding.

- Headboard with integrated LED lights and charging station
- Bed frame rails
- Wood slats
- Two (2) under-bed storage drawers

- Assembly hardware and tools
- Instruction guide

TWIN SIZE



Mattress
10~12"



2 Hours
Assembly



Capacity
700lbs



1 Box

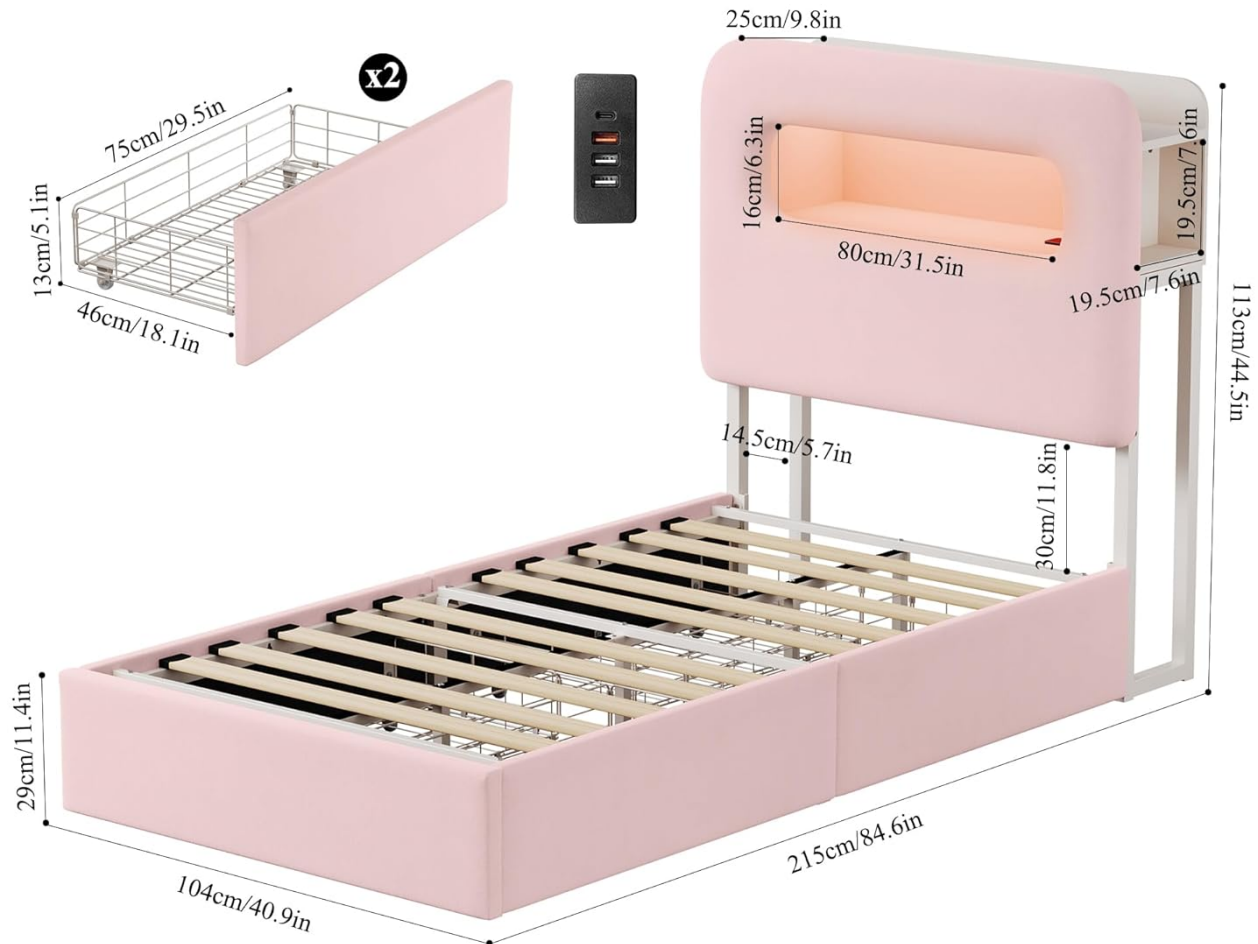


Figure 3.1: All components included in the package.

4. ASSEMBLY INSTRUCTIONS

Assembly of the HOSTACK Twin LED Bed Frame is designed to be straightforward. An estimated assembly time is approximately 40 minutes. Please follow the detailed instruction guide provided in your package for step-by-step assembly. Ensure you have adequate space and, if possible, assistance for easier setup.

Key Assembly Points:

- **Frame Construction:** Begin by assembling the main bed frame using the provided hardware. Ensure all bolts are tightened securely.
- **Slat Installation:** Install the wood slats evenly across the frame. The slats are designed for easy installation and provide noise-free support.
- **Headboard Attachment:** Secure the headboard to the main frame. The headboard features integrated shelving, LED lights, and a charging station.
- **Drawer Assembly:** Assemble the two under-bed storage drawers. These drawers are on wheels for easy gliding and can be positioned as needed.

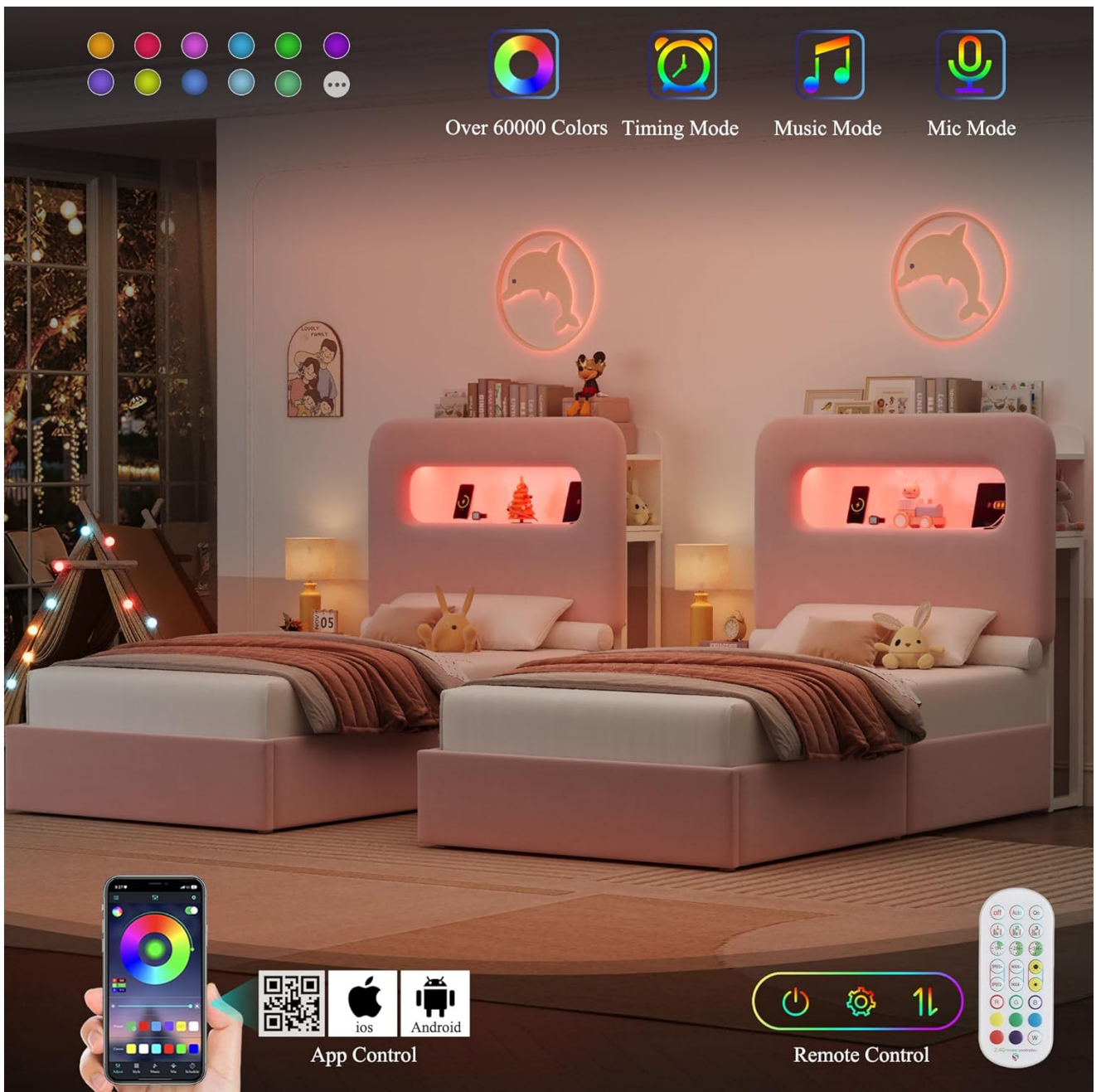


Figure 4.1: Bed frame with wooden slats installed.




Figure 4.2: Overall bed frame structure.

5. OPERATING INSTRUCTIONS

5.1 LED Lighting System

The headboard features integrated LED lights that can be customized to your preferred color and ambiance. Control the lights using the provided remote control or a compatible mobile application (iOS/Android). The system supports over 60,000 colors, timing modes, music modes, and microphone modes.

Your browser does not support the video tag.

Video 5.1.1: Demonstration of LED light color changes and features.

Your browser does not support the video tag.

Video 5.1.2: Short demonstration of LED light color changes.



Figure 5.1.1: Headboard LED lights in operation.

5.2 Charging Station

The headboard includes a built-in charging station with 2 USB ports and 1 USB-C port. This allows you to conveniently charge your electronic devices while relaxing in bed. Simply plug your device's charging cable into the appropriate port.



Figure 5.2.1: Integrated charging station.

5.3 Storage Drawers

The bed frame comes with two (2) under-bed storage drawers. These drawers are designed to be flexible and can

be placed in any of the four positions under the bed (either side or both sides). They feature easy-gliding wheels for smooth operation and a buckle design to secure them in place.



Figure 5.3.1: Under-bed storage drawers.



Figure 5.3.2: Flexible drawer placement options.

6. MAINTENANCE

- **Cleaning:** Wipe the bed frame surfaces with a damp cloth. Avoid harsh chemicals or abrasive cleaners that may damage the velvet upholstery or painted finish.
- **Fastener Check:** Periodically inspect all bolts and screws to ensure they remain tight. Re-tighten as necessary to maintain stability and prevent noise.
- **Drawer Care:** Keep the drawer wheels free of debris to ensure smooth operation.
- **Electrical Components:** Ensure the charging station and LED light cables are not pinched or damaged. Disconnect power before cleaning electrical components.

7. TROUBLESHOOTING

Problem	Possible Cause	Solution
LED lights not working	Power cable disconnected; remote control battery low; LED strip damaged.	Check power connections; replace remote battery; contact support if LED strip is faulty.
Charging station not functioning	Power cable disconnected; device cable faulty; charging station damaged.	Ensure power is connected; try a different charging cable/device; contact support.
Drawers are difficult to open/close	Debris in wheels; drawer misaligned; buckle mechanism obstructed.	Clean wheels; ensure drawers are properly aligned; check buckle for obstructions.
Bed frame is wobbly or noisy	Loose fasteners; uneven floor; damaged slats.	Re-tighten all assembly bolts; ensure bed is on a level surface; inspect slats for damage.
Assembly difficulties (parts not aligning)	Incorrect orientation of parts; manufacturing variation.	Carefully review the instruction manual diagrams. If parts still do not align, contact customer support for assistance.

8. SPECIFICATIONS

- **Size:** Twin
- **Product Dimensions:** 83.4"L x 43.4"W x 47.2"H
- **Special Features:** Storage Headboard, 2 Drawers, Charging Station (2 USB, 1 USB-C), LED Lights
- **Color:** Pink
- **Finish Type:** Painted
- **Included Components:** Headboard, Drawers, Rails, Wood Slats
- **Compatible Mattress Size:** Twin
- **Brand:** HOSTACK
- **Product Care Instructions:** Wipe with Damp Cloth
- **Assembly Required:** Yes
- **Ground To Item Distance:** 1.57 Inches
- **Manufacturer:** HOSTACK
- **Form Factor:** Bed Frame with Headboard and Under-bed Storage
- **Headboard Material:** Velvet
- **Material:** High-grade Velvet, Wood, Metal
- **Style:** Modern
- **Maximum Weight Capacity:** 700 Lbs
- **Drawer Interior Storage Space:** 29.5"L x 18.1"W x 5.1"H
- **Recommended Mattress Thickness:** 8-12 inches



Figure 8.1: Product dimensions and key features.

9. WARRANTY AND SUPPORT

For any questions, concerns, or support needs regarding your HOSTACK Twin LED Bed Frame, please contact our customer support team. You can reach us via the "Contact Seller" option on Amazon. Our support team is available 24/7 to assist you.

Return Policy: This product is eligible for a return within 30 days of purchase, subject to Amazon's return policy.

