

BLU F0090UU

BLU F5 5G Smartphone User Manual

Model: F0090UU | Brand: BLU

1. INTRODUCTION

Welcome to your BLU F5 5G smartphone. This manual provides essential information for setting up, operating, maintaining, and troubleshooting your device. Please read this guide thoroughly to ensure optimal performance and longevity of your BLU F5 5G.

2. WHAT'S IN THE BOX

Upon opening your BLU F5 5G package, verify that all the following items are included:

- BLU F5 5G Smartphone
- Phone Case
- Quick Guide
- Charger
- USB-C Cable



Image: The BLU F5 5G retail box contents, showing the smartphone, a clear protective case, a quick start guide, a wall charger, and a USB-C charging cable.

3. SETUP

3.1 SIM Card Installation

The BLU F5 5G is a GSM unlocked device. To install your SIM card:

1. Locate the SIM tray on the side of the phone.
2. Insert the SIM ejector tool (not included, but a paperclip can be used) into the small hole on the SIM tray and press gently until the tray pops out.
3. Place your Nano-SIM card(s) into the designated slots on the tray. Ensure the gold contacts face downwards.
4. Carefully push the SIM tray back into the phone until it clicks into place.

Note: This device is compatible with GSM carriers such as T-Mobile and Metro PCS. It is not compatible with AT&T/Cricket or CDMA networks like Verizon and Sprint. A SIM card is not included with the device.

3.2 Charging the Battery

Before first use, it is recommended to fully charge your BLU F5 5G.

1. Connect the USB-C cable to the charging port at the bottom of your phone.
2. Connect the other end of the USB-C cable to the provided charger.
3. Plug the charger into a power outlet.
4. The battery indicator on the screen will show the charging status.

3.3 Powering On/Off

To power on your device, press and hold the Power button located on the side until the BLU logo appears. To power off, press and hold the Power button, then select 'Power off' from the options on the screen.

4. OPERATING YOUR DEVICE

4.1 Display and Navigation

The BLU F5 5G features a 6.6-inch HD+ display with a 720 x 1560 resolution and a 120Hz refresh rate for smooth visuals and responsive touch interactions. Navigate the device using the touchscreen gestures (tap, swipe, pinch) and the on-screen navigation buttons.

4.2 Making Calls and Sending Messages

To make a call, open the Phone app, enter the number, and tap the call icon. To send a message, open the Messages app, start a new conversation, enter the recipient's number or select from contacts, type your message, and tap send.

4.3 Camera Functions

The BLU F5 5G is equipped with a dual 50MP rear camera system and an 8MP front-facing selfie camera. Open the Camera app to capture photos and videos. Tap the shutter button to take a picture or the record button to start/stop video recording. Various modes and settings are available within the camera interface.



Image: The BLU F5 5G smartphone, displaying its front screen with app icons and its rear panel featuring a dual camera module and the BLU logo.

4.4 Connectivity

Your device supports 5G cellular connectivity, Wi-Fi, and Bluetooth. Access these settings through the 'Settings' app to connect to mobile networks, Wi-Fi networks, or pair with Bluetooth devices.

4.5 Fingerprint Sensor

The BLU F5 5G features a side-mounted fingerprint sensor for secure and convenient unlocking. To set up your fingerprint, navigate to 'Settings' > 'Security' > 'Fingerprint' and follow the on-screen instructions.



Image: A graphic illustration of a fingerprint scanner, indicating the side-mounted fingerprint sensor feature of the phone.

5. KEY FEATURES

- **5G Connectivity:** Experience high-speed mobile connectivity with the MediaTek Dimensity 6100+ processor, offering significantly faster download and streaming speeds compared to 4G.
- **120Hz Refresh Rate Display:** The 6.6-inch HD+ display provides a smooth visual experience, enhanced by a 120Hz refresh rate and MediaTek's HyperEngine 3.0 Lite Gaming Technology for responsive interactions.
- **Dual 50MP Camera System:** Capture detailed photos with the dual 50MP rear cameras and take clear selfies with the 8MP front camera. The device supports 1080p video capture at 30 frames per second.
- **Extended Battery Life:** A 5000mAh battery, combined with MediaTek's 5G UltraSave 3.0+ technology, provides up to 3 days of battery life under optimized conditions. The device supports 10W Quick Charge.
- **Ample Storage and RAM:** Features 128GB of internal storage and 4GB of RAM, with an additional 8GB of virtual RAM (Xtra RAM) for enhanced multitasking. Storage is expandable up to 256GB via MicroSD card.
- **Android 14:** Runs on the latest Android 14 operating system, offering updated features and security enhancements.

6. MAINTENANCE

6.1 General Care

Keep your device clean by gently wiping it with a soft, dry cloth. Avoid using harsh chemicals or abrasive materials. Protect the screen with a screen protector and use the provided phone case to prevent physical damage.

6.2 Software Updates

Regularly check for and install software updates to ensure your device has the latest features, security patches, and performance improvements. You can usually find this option in 'Settings' > 'System' > 'System update'.

6.3 Battery Care

To maximize battery lifespan, avoid exposing your phone to extreme temperatures. It is generally recommended to keep the battery charge between 20% and 80% for long-term health, though occasional full charges/discharges are acceptable.

7. TROUBLESHOOTING

This section addresses common issues you might encounter with your BLU F5 5G.

- **Device Not Turning On:** Ensure the battery is charged. Connect the phone to the charger and wait a few minutes before attempting to power it on again.
- **Poor Network Signal:** Check if your SIM card is correctly inserted. Move to an area with better network coverage. If issues persist, contact your service provider.
- **Battery Draining Quickly:** Reduce screen brightness, close unused apps running in the background, and

disable features like Wi-Fi, Bluetooth, or GPS when not in use.

- **Apps Crashing or Freezing:** Try restarting the app. If the problem continues, clear the app's cache and data in 'Settings' > 'Apps'. As a last resort, uninstall and reinstall the app.
- **Touchscreen Unresponsive:** Restart the device. If the issue persists, ensure the screen is clean and free of damage.

For more complex issues, refer to the official BLU support website or contact customer service.





8. SPECIFICATIONS

Model Name	F5
Model Number	F0090UU
Brand	BLU
Operating System	Android 14
CPU Model	MediaTek Kompanio 800T (Dimensity 6100+)
Cellular Technology	5G, GSM
Wireless Carrier	Unlocked
Screen Size	6.6 Inches
Resolution	720 x 1560
RAM Memory Installed Size	4 GB (expandable with 8GB Xtra RAM)
Memory Storage Capacity	128 GB (MicroSD up to 256GB)
Rear Camera	Dual 50MP
Front Camera	8MP
Battery Capacity	5000 Milliamp Hours (Lithium Ion)
Audio Jack	3.5 mm
Color	Green
Item Weight	1.12 pounds
Package Dimensions	7.4 x 3.94 x 1.93 inches

9. WARRANTY AND SUPPORT

For information regarding your product's warranty, please refer to the warranty card included in your product packaging or visit the official BLU Products website. For technical support, troubleshooting assistance, or service inquiries, please contact BLU customer support through their official channels.

Related Documents

	<p>BLU G44+ Smartphone: Pure Simplicity and Key Features</p> <p>Explore the BLU G44+ smartphone, featuring a large 6.8" HD+ display, powerful Octa-Core processor, dual 13MP camera, 64GB storage, and Android 14. Discover its key selling points and specifications for a seamless mobile experience.</p>
	<p>BLU M7L User Manual</p> <p>Comprehensive user manual for the BLU M7L smartphone, covering setup, features, operations, and safety guidelines.</p>
	<p>BLU G90 Smartphone: Features, Specifications, and Design</p> <p>Discover the BLU G90, a smartphone blending style and technology. Key features include a 6.5" HD+ Infinity Display, MediaTek Helio A25 octa-core processor, 64GB storage, 4GB RAM, a versatile triple camera system, and a 4000mAh battery. Learn about its Android 10 OS, fingerprint security, and available color options.</p>
	<p>BLU G71: Life Amplified Smartphone</p> <p>Discover the BLU G71 smartphone with its impressive features including a triple AI camera, 6.5" HD+ Infinity Dot Display, 5000mAh battery, and powerful MediaTek Helio A25 processor. Explore its awesome design, super display, and enhanced security.</p>

Documents - BLU – F0090UU



[BLU F5 Smartphone Quick Guide](#)

A quick guide to the BLU F5 smartphone, covering its features, setup, and safety information in multiple languages.

lang:en score:34 filesize: 372.93 K page_count: 33 document date: 2024-08-30