

HOVERAir X1 PRO

HOVERAir X1 PRO 4K Action Flying Camera Instruction Manual

MODEL: X1 PRO

Brand: HOVERAir

INTRODUCTION

The HOVERAir X1 PRO is a state-of-the-art 4K action flying camera designed for adventurers and creators. This foldable drone offers exceptional cinematic footage, advanced flight modes, and robust features for capturing dynamic moments. Its compact and safe design makes it an ideal companion for various activities, from high-speed sports to serene landscapes.



Figure 1: The HOVERAir X1 PRO drone with its complete set of accessories, including batteries, charging hub, carrying case, and user manual.

KEY FEATURES

- **4K@60fps Cinematic Footage:** Capture every detail of your adventures in stunning 4K resolution at 60 frames per second. The drone supports horizontal 4K@60fps and vertical 2.7K@60fps for versatile shooting.

HOVERAir

X1 PRO | PRO MAX

4K Action Camera

Horizontal: 4K@60fps, Vertical: 2.7K@60fps



Figure 2: The HOVERAir X1 PRO capturing dynamic 4K footage of a mountain biker in action.

- **SmoothCapture 2.0:** Equipped with a two-axis gimbal, Electronic Image Stabilization (EIS), and Horizon Leveling (HL) for exceptionally stable and smooth shots, even during movement. The 104° FOV lens provides a wide,

immersive perspective.

- **Totally Hands-free Operation:** The HOVERAir X1 PRO takes off directly from your hand with a simple click or voice command, eliminating the need for a separate controller or smartphone during flight. Automated flight modes allow you to focus on your activity while the camera handles the filming.




Figure 3: Demonstrating the foldable, portable, and one-click takeoff features of the HOVERAir X1 PRO.

- **Fly Anywhere, Anytime with OmniTerrain:** Innovative OmniTerrain technology enables stable flight across diverse environments, including snow, water, and cliffs.

OmniTerrain



Cliff Ready



Water Ready



Snow Ready

Figure 4: The OmniTerrain feature allows the HOVERAir X1 PRO to operate reliably in various challenging environments.

- **Fly Fast, Follow Fast:** An upgraded aerodynamic design allows the drone to reach follow speeds of up to 42 KM/H (26 mph) and a top burst speed of 60 KM/H. Enhanced chip and tracking algorithms ensure you remain

centered in the frame during high-speed activities like cycling and skiing.

Fly Fast, Follow Fast



HOVERAir PRO	HOVERAir X1
	
<ul style="list-style-type: none">• Up to 42km/h	<ul style="list-style-type: none">• Up to 25.12km/h
<ul style="list-style-type: none">• Rear Active Collision Detection	<ul style="list-style-type: none">• X
<ul style="list-style-type: none">• Level 5 Wind Resistance	<ul style="list-style-type: none">• Level 4 Wind Resistance

Figure 5: Speed and feature comparison highlighting the HOVERAir PRO's enhanced capabilities.

- **Rear Active Collision Detection:** Features an advanced rear ToF (Time of Flight) proximity sensor for obstacle detection and pre-collision braking at speeds up to 1.5m/s, ensuring safer tracking in complex environments.
- **Portable, Foldable and Durable Design:** The fully enclosed design ensures portability and safety. Propeller guards are made of HEM, an aerospace-grade material offering superior safety, elasticity, durability, and structural integrity.
- **App Control & Ample Internal Storage:** The HOVERAir X1 app allows configuration of flight modes, content download and sharing, and manual control. The drone includes 32GB internal storage and supports external SD

cards up to 1TB.

Smart App Control

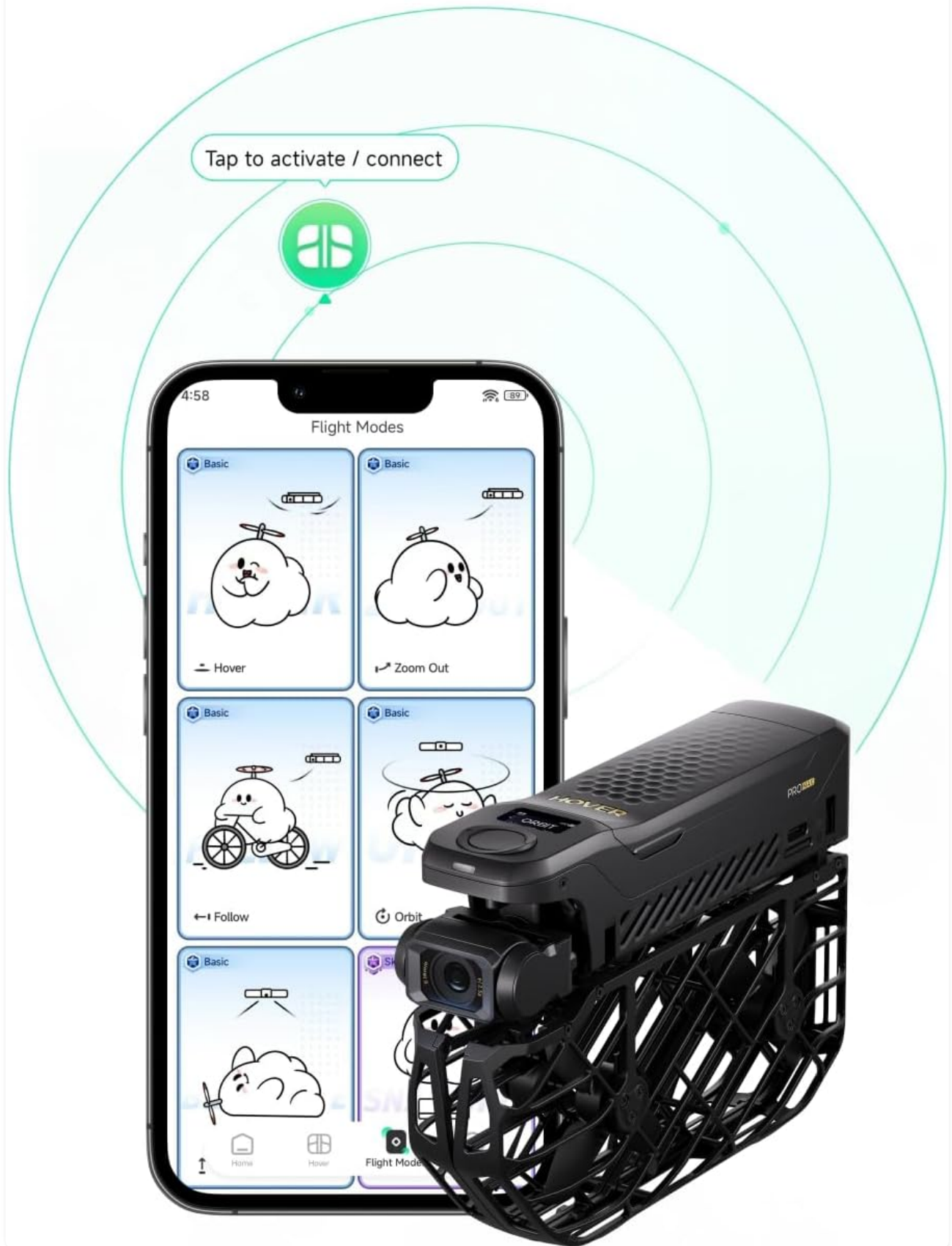


Figure 6: The HOVERAir X1 app provides intuitive control and access to various flight modes.

Follow these steps to set up your HOVERAir X1 PRO for its first flight:

1. **Unbox and Inspect:** Carefully remove all components from the packaging. Verify that all items listed in the 'What's in the Box' section are present and undamaged.
2. **Charge Batteries:** Connect the provided charging cable to the drone's battery and a power source. Ensure the battery is fully charged before first use. The drone comes with two batteries.
3. **Install HOVERAir X1 App:** Download and install the official HOVERAir X1 app from your device's app store. This app is essential for configuring flight modes, viewing footage, and advanced controls.
4. **Power On:** Press and hold the power button on the drone until the indicator lights illuminate.
5. **Unfold Drone:** Gently unfold the drone's propellers and frame into the flight-ready position. Ensure all parts click securely into place.
6. **Connect to App:** Open the HOVERAir X1 app on your smartphone and follow the on-screen instructions to connect to your drone via Wi-Fi.

OPERATING INSTRUCTIONS

The HOVERAir X1 PRO features a variety of intelligent, automated flight modes designed for ease of use and cinematic capture. Once connected to the app, you can select your desired mode and initiate flight with a simple gesture or button press.

Flight Modes Overview

Your browser does not support the video tag.

Video 1: This video demonstrates the various flight modes available on the HOVERAir X1 PRO and PROMAX models, including Hover, Zoom Out, Follow, Orbit, Dolly Track, and Side Track, showcasing their unique cinematic capabilities.

- **Hover:** The drone maintains a stable position in the air, ideal for static shots or preparing for other modes.
- **Zoom Out:** The drone flies backward and upward, creating a dramatic reveal of the surrounding environment.
- **Follow:** The drone intelligently tracks and follows the designated subject, keeping them in the center of the frame.
- **Dolly Track:** The drone moves forward or backward while maintaining a consistent distance and angle from the subject, creating a smooth tracking shot.
- **Side Track:** The drone moves horizontally alongside the subject, capturing dynamic side-view footage.
- **Orbit:** The drone circles around the subject, providing a panoramic view.
- **Birds Eye:** The drone ascends to a higher altitude and looks straight down, offering a unique top-down perspective.

To activate a flight mode, select it within the HOVERAir X1 app and follow the on-screen prompts. The drone will typically take off from your hand and execute the chosen maneuver automatically.

MAINTENANCE

Proper maintenance ensures the longevity and optimal performance of your HOVERAir X1 PRO.

- **Battery Care:** Always use the provided charger. Avoid overcharging or over-discharging the batteries. Store batteries in a cool, dry place when not in use.



Figure 7: The HOVERAir X1 PRO utilizes 1920mAh smart batteries designed to prevent overcharging and over-discharging.

- **Cleaning:** Gently wipe the drone's exterior with a soft, dry cloth. Ensure no dust or debris accumulates around the propellers or camera lens.
- **Storage:** When not in use, fold the drone and store it in its protective carrying case to prevent damage. Keep it away from extreme temperatures and direct sunlight.
- **Software Updates:** Regularly check the HOVERAir X1 app for firmware updates to ensure your drone has the latest features and performance improvements.

TROUBLESHOOTING

If you encounter issues with your HOVERAir X1 PRO, consider the following common solutions:

- **Drone Not Powering On:** Ensure the battery is fully charged and properly inserted. Try a different battery if available.
- **App Connection Issues:** Verify your smartphone's Wi-Fi is enabled and connected to the drone's network. Restart both the drone and the app.
- **Unstable Flight:** Ensure the propellers are free from obstructions and not damaged. Calibrate the drone through the app if flight remains unstable.
- **Poor Video Quality:** Check the camera lens for smudges or dirt. Ensure you are recording in the desired resolution settings within the app.
- **Drone Not Responding:** Power cycle the drone (turn off and on again). If the issue persists, refer to the support section for further assistance.

SPECIFICATIONS

Attribute	Value
Brand	HOVERAir
Model	X1 PRO
Item Weight	3.81 pounds
Product Dimensions	9.99 x 6.69 x 1.97 inches
Item Model Number	ZZ-H-1-003
Batteries	2 A batteries required (included)

Attribute	Value
Maximum Focal Length	10000 Millimeters
Minimum Focal Length	600 Millimeters
Image Stabilization	Yes
Supported Image Format	JPEG
Included Components	Propeller, Memory Card, Carrying Case, Remote Control, Battery

WARRANTY AND SUPPORT

HOVERAir is committed to providing excellent customer service and support for your X1 PRO drone.

- **Warranty:** The HOVERAir X1 PRO comes with a 1-year warranty against manufacturing defects. For detailed warranty terms and conditions, please refer to the official HOVERAir website or contact customer support.
- **Protection Plans:** Additional protection plans are available for purchase, including 2-Year and 3-Year options, to cover accidental damage and extend coverage.
- **Customer Support:** For any inquiries, technical assistance, or support needs, please contact the HOVERAir support team.
- **After-sales Mailbox:** support@hoverair.com

Documents - HOVERAir – X1 PRO



[HOVERAir X1 PRO/PROMAX Quick Start Guide and User Manual](#)

Comprehensive guide for the HOVERAir X1 PRO/PROMAX drone, covering setup, flight modes, specifications, PowerCase usage, battery safety, and warranty information.


lang:en score:40 filesize: 6.13 M page_count: 22 document date: 2025-01-29



[\[pdf\] User Manual Instructions Warranty](#)

H141 English Disclaimer and Safety Instructions static hoverair Warnings Guidelines Flight Environment This manual contains important information on safe proper use Please read this carefully before using the us pro promax warranty policy support ||| Disclaimer and Safety Instructions Shenzhen Zero Zero Infinity Technology Co., Ltd. All rights reserved. Please read this carefully before using the product to understand your legal rights and responsibilities. The HOVEAir **X1 PRO**/HOVEAir **X1 PROMAX** is a micro flying camera with photo and video capabilities. This product is...

lang:en score:39 filesize: 795.01 K page_count: 4 document date: 2024-11-08



[pdf] User Manual

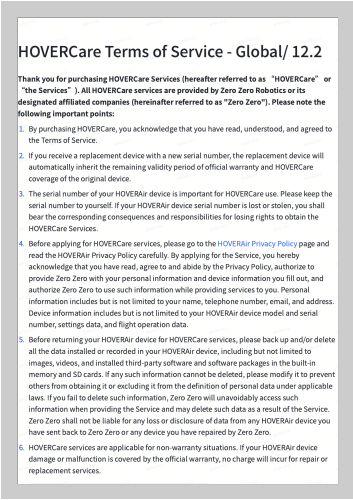
owner nabíjení akumulátoru 2 krok stažení aplikace 3 Spusťte aplikaci Hover X1 Klepnutím přejděte na stranu „Hover dron a podle pokynů zapněte Bluetooth Klepněte vyhledejte okolní 514 hoverair x1 pro max manual cz srsltid AfmBOOrE 4zZiw3fPcZVvu41ki4zz3LBp8Eghi1IxSKXmTOaBoJol3d dronpro data files

|||

strucn nvod k pouzit 1 akumultor 6 zvs s kamerou 11 vtrac prduch 2 displej 7 senzor poctacovho vid ... oth a lze jej propojit s chytrm telefonem. Kontrolka se rozsvlt mode.

5. krok: spusťte dron HOVERAir **X1 PRO/PROMAX** Rozbalte dron, jak je vidt na obrzku a držte jej ve vodorovn poloze. Stisknete vypnac...

lang:hr **score:31** filesize: 2.76 M page_count: 4 document date: 2025-05-15




[pdf] Warranty

HOVERCare Terms of Service Global 12 2 HOVERAir v 1734333381 cdn shopify s files 1 0626 5428 3957 |||

HOVERCare Terms of Service - Global/ 12.2 Thank you for purchasing HOVERCare Services hereafter ref ... ement Fee HOVERCare Basic HOVERCare Pro X1: 2 including 1 time for Flyaway replacement at most **X1 PRO**: 1 including 1 time for Flyaway replacement at most **X1 PROMAX**: 1 including 1 time for Flya...

lang:en **score:26** filesize: 84.65 K page_count: 7 document date: 2024-12-16



[pdf] Warranty

HOVERCare Terms of Service Repair Replacement Plans US Official Store HOVERAir 1113 v 1732590642 cdn shopify s files 1 0796 1362 4605 |||

HOVERCare Terms of Service - US/1113 Thank you for purchasing HOVERCare Services hereafter referred ... ement Fee HOVERCare Basic HOVERCare Pro X1: 2 including 1 time for Flyaway replacement at most **X1 PRO**: 1 including 1 time for Flyaway replacement at most **X1 PROMAX**: 1 including 1 time for Flya...

lang:en **score:26** filesize: 84.19 K page_count: 7 document date: 2024-11-26

HOVERCare Terms of Service - EU/1113

Thank you for purchasing HOVERCare Services (hereafter referred to as "HOVERCare" or "the Services"). All HOVERCare services are provided by Zero Zero Robotics or its designated affiliated companies (hereinafter referred to as "Zero Zero"). Please note the following important points:

1. By purchasing HOVERCare, you acknowledge that you have read, understood, and agreed to the Terms of Service.
2. If you receive a replacement device with a new serial number, the replacement device will automatically inherit the remaining validity period of official warranty and HOVERCare coverage of the original device.
3. The serial number of your HOVERAir device is important for HOVERCare use. The serial number of your HOVERAir device is important for HOVERCare use. Please keep your HOVERAir device serial number safe. HOVERAir shall not be responsible for any consequences, damages, or losses caused by third parties stealing, accessing, or missing your serial number.
4. Before applying for HOVERCare services, please go to the HOVERAir Privacy Policy page and read the HOVERAir Privacy Policy carefully. By applying for the Service, you hereby acknowledge that you have read, agree to and abide by the Privacy Policy, authorize to provide Zero Zero with your personal information and device information you fill out, and authorize Zero Zero to use such information while providing services to you. Personal information includes but is not limited to your name, telephone number, email, and address. Device information includes but is not limited to your HOVERAir device model and serial number, settings data, and flight operation data.
5. Before returning your HOVERAir device for HOVERCare Services, please back up and/or delete all the data installed or recorded in your HOVERAir device, including but not limited to images, videos, and installed third-party software and software packages in the built-in memory and SD cards. If any such information cannot be deleted, please modify it to prevent others from obtaining it or excluding it from the definition of personal data under applicable laws. If you fail to delete such information, Zero Zero will unavoidably access such information when providing the Service and may delete such data as a result of the Service. Zero Zero shall not be liable for any loss or disclosure of data from any HOVERAir device you have sent back to Zero Zero or any device you have repaired by Zero Zero.

[pdf] Warranty

HOVERCare Terms of Service EU Repair Replacement Service Plans Official Store HOVERAir Terms of 1113 v 1732590537 cdn shopify s files 1 0822 6999 5293 |||

HOVERCare Terms of Service - EU/1113 Thank you for purchasing HOVERCare Services hereafter referred ... ement Fee HOVERCare Basic HOVERCare Pro X1: 2 including 1 time for Flyaway replacement at most **X1 PRO**: 1 including 1 time for Flyaway replacement at most **X1 PROMAX**: 1 including 1 time for Flya... lang:en score:26 filesize: 85.1 K page_count: 7 document date: 2024-11-26

HOVERCare Terms of Service - UK/ 12.2

Thank you for purchasing HOVERCare Services (hereafter referred to as "HOVERCare" or "the Services"). All HOVERCare services are provided by Zero Zero Robotics or its designated affiliated companies (hereinafter referred to as "Zero Zero"). Please note the following important points:

1. By purchasing HOVERCare, you acknowledge that you have read, understood, and agreed to the Terms of Service.
2. If you receive a replacement device with a new serial number, the replacement device will automatically inherit the remaining validity period of official warranty and HOVERCare coverage of the original device.
3. The serial number of your HOVERAir device is important for HOVERCare use. Please keep the serial number to yourself. If your HOVERAir device serial number is lost or stolen, you shall bear the corresponding consequences and responsibilities for losing rights to obtain the HOVERCare Services.
4. Before applying for HOVERCare services, please go to the HOVERAir Privacy Policy page and read the HOVERAir Privacy Policy carefully. By applying for the Service, you hereby acknowledge that you have read, agree to and abide by the Privacy Policy, authorize to provide Zero Zero with your personal information and device information you fill out, and authorize Zero Zero to use such information while providing services to you. Personal information includes but is not limited to your name, telephone number, email, and address. Device information includes but is not limited to your HOVERAir device model and serial number, settings data, and flight operation data.
5. Before returning your HOVERAir device for HOVERCare services, please back up and/or delete all the data installed or recorded in your HOVERAir device, including but not limited to images, videos, and installed third-party software and software packages in the built-in memory and SD cards. If any such information cannot be deleted, please modify it to prevent others from obtaining it or excluding it from the definition of personal data under applicable laws. If you fail to delete such information, Zero Zero will unavoidably access such information when providing the Service and may delete such data as a result of the Service. Zero Zero shall not be liable for any loss or disclosure of data from any HOVERAir device you have sent back to Zero Zero or any device you have repaired by Zero Zero.
6. HOVERCare services are applicable for non-warranty situations. If your HOVERAir device damage or malfunction is covered by the official warranty, no charge will incur for repair or replacement services.

[pdf] Warranty

HOVERCare Terms of Service UK 12 2 Repair Replacement Plans Official Store HOVERAir v 1734332956 cdn shopify s files 1 0829 3800 3747 |||

HOVERCare Terms of Service - UK/ 12.2 Thank you for purchasing HOVERCare Services hereafter referre ... ement Fee HOVERCare Basic HOVERCare Pro X1: 2 including 1 time for Flyaway replacement at most **X1 PRO**: 1 including 1 time for Flyaway replacement at most **X1 PROMAX**: 1 including 1 time for Flya... lang:en score:26 filesize: 84.78 K page_count: 7 document date: 2024-12-16

HOVERCare Terms of Service - US/250403

Thank you for purchasing HOVERCare Services (hereinafter referred to as "HOVERCare" or "the Services"). All HOVERCare services are provided by Zero Zero Robotics or its designated affiliated companies (hereinafter referred to as "Zero Zero"). Please take note of the following important points:

1. By purchasing HOVERCare, you acknowledge that you have read, understood, and agreed to the Terms of Service.
2. If you receive a replacement device with a new serial number, the replacement device will automatically inherit the remaining validity period of the official warranty and HOVERCare coverage of the original device.
3. The serial number of your HOVERAir device is crucial for using HOVERCare. Please keep the serial number in a safe place. If your HOVERAir device serial number is lost or stolen, you will bear the corresponding consequences and responsibilities, including the loss of rights to access HOVERCare Services.
4. Before applying for HOVERCare services, please visit the HOVERAir Privacy Policy page and carefully read the HOVERAir Privacy Policy. By applying for the Service, you confirm that you have read, agree to, and will comply with the Privacy Policy. You also authorize Zero Zero to collect your personal information and device information that you provide, and to use such information while providing services to you. Personal information includes but is not limited to your name, telephone number, email address, and address. Device information includes but is not limited to your HOVERAir device model and serial number, settings data, and flight operation data.
5. Before returning your HOVERAir device for HOVERCare services, please back up and/or delete all data installed or recorded on your HOVERAir device, including but not limited to images, videos, and third-party software and software packages stored in the built-in memory and SD cards. If you are unable to delete such information, please modify it to prevent others from accessing it or to ensure that it does not qualify as personal data under applicable laws. If you fail to delete such information, Zero Zero will inevitably access this data when providing the Service and may delete it as part of the Service process. Zero Zero shall not be liable for any loss or disclosure of data from any HOVERAir device you have sent back to Zero Zero or any device that has been repaired by Zero Zero.
6. HOVERCare services are applicable to non-warranty situations. If your HOVERAir device damage or malfunction is covered by the official warranty, no charges will be incurred for repair or replacement services.

[pdf] Warranty

Read the full HOVERCare policy Buy HOVERAir X1 Pocket Size Foldable Flying Camera US Official Store Terms of Service 250403 v 1744104344 cdn shopify s files 1 0822 6999 5293 ||| HOVERCare Terms of Service - US/250403 Thank you for purchasing HOVERCare Services hereinafter refe ... ntroduction to Services The HOVERCare service offers comprehensive protection for your HOVERAir X1, **X1 PRO**, and **X1 PROMAX** devices, with plans available for durations of 1 year and up to 2 years Vali... lang:en score:25 filesize: 92.98 K page_count: 8 document date: 2025-04-08



[pdf] User Manual Quick Start Guide Guide

PA46H014 H141 English X1 PRO MAX Quick Start Guide 29 set 2024 — ZEROZERO ROBOTICS
Page 2 01 02 03 KOMER 04 05 06 3 Step 1 Charge the battery □ Please charge us pro promax quick
start guide static hoverair support Help Center for HOVERAir PROMAX Official Pro Skiing Combo Manual
Instrukcja obsługi Porównanie cen Cenowarka Polska 0a69e3fb2be3ffb3f8f0 added8d82a7ed55420 gzhls at
blob ldb c 5 |||

...

lang:en score:24 filesize: 3.03 M page_count: 9 document date: 2024-09-27



[pdf] Datasheet Safety Datasheet

Material Safety Data Sheet ebo4 MSDS X1 Pro batterie wizard cz images Bezpecnostni HOVERAir |||
Page: 1 of 8 No.SET-20240906W19319X-2 Material Safety Data SheetMSDS Report
Client unit Name of sample Address Shenzhen Zero Zero Infinity Technology Co., Ltd.
Li-ion Battery 99 4014024th Floor, Qianhai E-metro Tower, Shenzhen-Hong Kong
Cooperation Zone, Shenzhen, China Tested By Ch...


lang:en score:14 filesize: 894.91 K page_count: 8 document date: 2024-09-27



[pdf] Datasheet Safety Datasheet

Material Safety Data Sheet ebo4 MSDS X1 Pro Max batterie wizard cz images Bezpecnostni HOVERAir |||
Page: 1 of 8 No.SET-20240906W19319X-3 Material Safety Data SheetMSDS Report
Client unit Name of sample Address Shenzhen Zero Zero Infinity Technology Co., Ltd.
Li-ion Battery 99 4014024th Floor, Qianhai E-metro Tower, Shenzhen-Hong Kong
Cooperation Zone, Shenzhen, China Tested By Ch...

lang:en score:13 filesize: 894.96 K page_count: 8 document date: 2024-09-27



[\[pdf\]](#) Specifications Dimension Guide Borchure

141 0905 Manufacturer s Brochure HoverAir X1 PROMAX 8K Self flying Camera Drone NFM 67629824
manufacturer brochure nfm on demandware static Library Sites NFMSHaredLibrary default dw969b288d
product 067 62 |||

8K Action Flying Camera Beacon JoyStick One-handed Motion Controller / Two-
handed Controller Compa ... detection Wi-Fi 6 with up to 1.2 Gbps download speed
Speed and the other specs are the same as the **X1 PRO**. Weight Dimensions L x W x
H Video Resolution X1 125 grams Folded: 8612731 mm Unfolded: ...

lang:en **score:10** filesize: 73.71 M page_count: 16 document date: 2024-10-16