

## Manuals+

[Q & A](#) | [Deep Search](#) | [Upload](#)

[manuals.plus](#) /

› [ProtoArc](#) /

› [ProtoArc EKM01 Plus Ergonomic Wireless Keyboard and Mouse Combo User Manual](#)

## ProtoArc EKM01 Plus

# ProtoArc EKM01 Plus Ergonomic Wireless Keyboard and Mouse Combo User Manual

## INTRODUCTION

This manual provides detailed instructions for setting up, operating, and maintaining your ProtoArc EKM01 Plus Ergonomic Wireless Keyboard and Mouse Combo. This combo is designed to enhance comfort and productivity with its full-size, split ergonomic design, cushioned wrist rest, and multi-device connectivity. Please read this manual thoroughly to ensure optimal performance and longevity of your device.



Image: The ProtoArc EKM01 Plus ergonomic wireless keyboard and mouse combo, showcasing its split design and integrated wrist rest.

## SETUP

### Package Contents

- ProtoArc EKM01 Plus Ergonomic Wireless Keyboard
- ProtoArc Ergonomic Wireless Mouse
- USB Receiver (stored magnetically underneath the keyboard)
- USB-A to USB-C Charging Cable

- User Manual

## Connecting Your Devices

The ProtoArc EKM01 Plus combo offers flexible connectivity options via a 2.4GHz USB receiver or Bluetooth. It supports connection to up to three devices simultaneously.

### 1. Via 2.4GHz USB Receiver

1. Locate the USB receiver: The USB receiver is magnetically stored in a compartment underneath the keyboard. Gently remove it.
2. Insert the receiver: Plug the USB receiver into an available USB port on your computer.
3. Power on devices: Turn on the keyboard and mouse using their respective power switches. The devices should automatically connect to your computer.

### 2. Via Bluetooth (Up to 2 Devices)

1. Power on devices: Ensure both the keyboard and mouse are powered on.
2. Activate Bluetooth pairing mode:
  - **Keyboard:** Press and hold the Bluetooth channel button (e.g., BT1 or BT2) for 3-5 seconds until the indicator light flashes rapidly.
  - **Mouse:** Press the mode switch button on the bottom of the mouse until the indicator light flashes rapidly.
3. Enable Bluetooth on your device: On your computer or mobile device, go to Bluetooth settings and turn Bluetooth on.
4. Select and pair: Look for "ProtoArc Keyboard" and "ProtoArc Mouse" in the list of available devices and select them to pair. Follow any on-screen prompts.

**Compatibility:** The combo is compatible with Windows 7/8/10, Mac OS X 10.12 or higher, and Android 4.3 or higher.



Image: The ProtoArc keyboard and mouse connected to multiple devices, including a laptop, desktop monitor, and tablet, demonstrating multi-device workflow.

## OPERATING INSTRUCTIONS

### Keyboard Features

- **Ergonomic Split Design:** The keyboard features a full-size layout with a curved and split keyframe, promoting a natural and relaxed posture for your wrists and forearms.
- **Scooped Keys:** Keys are designed to match fingertip contours for comfortable and responsive typing.
- **Cushioned Wrist Rest:** An integrated wrist rest with soft memory foam and a synthetic leather surface provides support and reduces wrist bending.

- **Adjustable Tilt Legs:** Two sets of adjustable tilt legs on the underside allow you to position the keyboard at an optimal angle for comfort, whether seated or standing.
- **Multi-Device Switching:** Easily switch between up to three connected devices (one via 2.4GHz USB, two via Bluetooth) by pressing the corresponding channel button.



Image: A finger pressing a keyboard key, illustrating the quiet and responsive key mechanism.



Image: A detailed view of the keyboard's adjustable tilt legs, showing how they can be extended for ergonomic positioning.

## Mouse Features

- **Ergonomic Sculpted Shape:** Designed with a palm and thumb rest to provide better wrist support and maintain a natural hand position, reducing strain.
- **Adjustable DPI:** Cycle through 800, 1300, and 2000 DPI settings for precise control. The indicator light flashes once for 800 DPI, twice for 1300 DPI, and three times for 2000 DPI.
- **Forward/Backward Buttons:** Convenient buttons located on the side for easier web page navigation.
- **Mode Switch Button:** Located on the bottom of the mouse to switch between 2.4GHz and Bluetooth modes.



Image: A close-up of the mouse showing the DPI indicator light and its corresponding flash patterns for 800, 1300, and 2000 DPI settings.



Image: The ergonomic mouse highlighting its forward and backward buttons for convenient navigation, along with the mode switch button.

## CHARGING AND BATTERY

Both the ProtoArc EKM01 Plus keyboard and mouse are equipped with built-in 500mAh lithium batteries, designed for convenient recharging.

- **Charging:** Use the included USB-A to USB-C cable to recharge both devices. Connect the USB-C end to the device and the USB-A end to a power source (e.g., computer USB port, wall adapter).
- **Battery Indicator:** Refer to the device's indicator lights for charging status.
- **Auto Sleep Mode:** To conserve power, both the keyboard and mouse will enter an auto sleep mode after 30 minutes of inactivity. To wake them up, simply press any key on the keyboard or move/click the mouse.

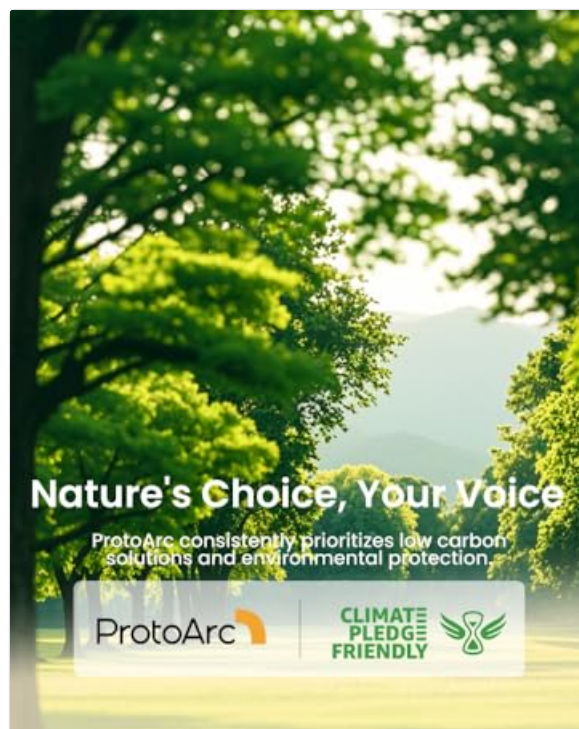


Image: The ProtoArc ergonomic keyboard and mouse being recharged simultaneously via USB-C cables, highlighting their 500mAh battery capacity.

## MAINTENANCE

Proper care ensures the longevity and performance of your ProtoArc EKM01 Plus combo.

- **Cleaning:** Use a soft, dry, lint-free cloth to clean the surfaces of the keyboard and mouse. For stubborn dirt, slightly dampen the cloth with water or a mild electronics cleaner. Avoid harsh chemicals or abrasive materials.
- **Wrist Rest Care:** The cushioned wrist rest can be wiped clean with a damp cloth. Avoid excessive moisture.
- **Storage:** When not in use for extended periods, store the devices in a cool, dry place away from direct sunlight and extreme temperatures.
- **Silicone Cover:** If a silicone key cover is included, use it to protect the keyboard from dust and spills. Clean the cover regularly.

## TROUBLESHOOTING

### Connectivity Issues

- **Device not connecting:** Ensure the keyboard and mouse are powered on and fully charged. For 2.4GHz, ensure the USB receiver is securely plugged in. For Bluetooth, ensure Bluetooth is enabled on your host device and the devices are in pairing mode.
- **Intermittent connection:** Move the devices closer to your computer. Avoid placing large metal objects between the devices and the receiver/computer. Check for interference from other wireless devices.
- **Unable to switch devices:** Ensure the devices are properly paired to each channel. Press the channel button firmly to switch.

### Performance Issues

- **Keys not responding:** Check battery level. If using 2.4GHz, try plugging the receiver into a different USB port. If using Bluetooth, try re-pairing the keyboard.
- **Mouse cursor erratic or unresponsive:** Clean the mouse sensor. Check battery level. Adjust DPI settings to see if it improves responsiveness. Try re-pairing the mouse.
- **Lag or delay:** Ensure no other high-bandwidth wireless devices are operating nearby. Reduce distance to the receiver/computer.

## SPECIFICATIONS

Feature	Detail
Model Number	EKM01 Plus
Connectivity Technology	Bluetooth, 2.4GHz USB
Keyboard Battery Capacity	500mAh Lithium
Mouse Battery Capacity	500mAh Lithium
Mouse DPI Settings	800, 1300, 2000
Compatible Devices	Laptop, Personal Computer

Operating System Compatibility	Windows 7/8/10, Mac OS X 10.12+, Android 4.3+
Keyboard Dimensions	20.75 x 11 inches (approximate)
Item Weight	4.29 pounds (total combo)



Image: A diagram illustrating the dimensions of the ProtoArc EKM01 Plus keyboard, indicating its full-size ergonomic design.

### WARRANTY AND SUPPORT

ProtoArc products are designed for reliability and performance. For warranty information, technical support, or any inquiries regarding your EKM01 Plus Ergonomic Wireless Keyboard and Mouse Combo, please refer to the official ProtoArc website or contact their customer service directly.




**Manufacturer:** ProtoArc

Please retain your proof of purchase for warranty claims.

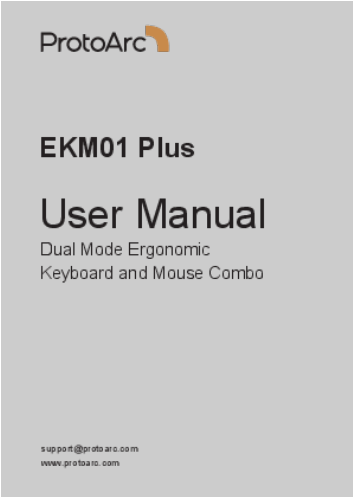
© 2025 ProtoArc. All rights reserved.

### Related Documents - EKM01 Plus

	<p><a href="#">ProtoArc EKM01 Ergonomic Wireless Keyboard Mouse Combo User Manual</a></p> <p>User manual for the ProtoArc EKM01 Ergonomic Dual Mode Rechargeable Wireless Keyboard Mouse Combo, detailing setup, connection, features, and specifications for seamless integration with various operating systems.</p>
	<p><a href="#">ProtoArc EM04 Trackball Mouse Quick Start Guide and Warranty</a></p> <p>Get started quickly with the ProtoArc EM04 Wireless Bluetooth Trackball Mouse. This guide provides setup instructions, connection details, and essential warranty information.</p>
	<p><a href="#">ProtoArc EKM01 Plus-M Dual Mode Ergonomic Keyboard and Mouse Combo User Manual</a></p> <p>Comprehensive user manual for the ProtoArc EKM01 Plus-M Dual Mode Ergonomic Keyboard and Mouse Combo, covering setup, connectivity (2.4G USB, Bluetooth), features, specifications, charging, sleep mode, multimedia functions, and regulatory information.</p>

<div><div>ProtoArc</div><div>ProtoArc KM100-A</div></div> <div><div>User Manual</div><div>Backlit Bluetooth Keyboard Mouse for Mac</div></div> <div><div>support@protoarc.com   www.protoarc.com</div></div>	<p><a href="#">ProtoArc KM100-A Backlit Bluetooth Keyboard Mouse for Mac - User Manual</a></p> <p>User guide for the ProtoArc KM100-A Backlit Bluetooth Keyboard Mouse for Mac. Details setup, pairing for macOS and iOS, charging, multimedia keys, and product specifications.</p>
<div><div>ProtoArc</div><div>EM03</div></div> <div><div>User Manual</div><div>2.4G+Bluetooth+Bluetooth Wireless Rechargeable RGB Trackball Mouse</div></div> <div><div>support@protoarc.com   www.protoarc.com</div></div>	<p><a href="#">ProtoArc EM03 Wireless Trackball Mouse User Manual   Connection &amp; Features</a></p> <p>Comprehensive user manual for the ProtoArc EM03 wireless trackball mouse. Learn about 2.4G and Bluetooth connectivity for Windows, Mac, iOS, and Android, DPI settings, charging, and product features.</p>
<div><div>ProtoArc</div></div> <div><div>User Manual</div><div>2.4G+Bluetooth Dual-Mode RGB Ergonomic Mouse</div></div> <div><div>EM11</div></div>	<p><a href="#">ProtoArc EM11 Ergonomic Mouse User Manual: 2.4G &amp; Bluetooth Connectivity</a></p> <p>Comprehensive user manual for the ProtoArc EM11 Ergonomic Mouse, detailing its 2.4G and Bluetooth dual-mode connectivity, RGB lighting, ergonomic design, charging instructions, and technical specifications. Includes setup guides for Windows, macOS, iOS, and Android.</p>

Documents - ProtoArc – EKM01 Plus



[ProtoArc EKM01 Plus Dual Mode Ergonomic Keyboard and Mouse Combo User Manual](#)

User manual for the ProtoArc EKM01 Plus, a dual-mode ergonomic keyboard and mouse combo. Details 2.4G USB and Bluetooth connectivity, product features, specifications, charging instructions, and tips for optimal use.

lang:en score:52 filesize: 7.41 M page\_count: 12 document date: 2023-12-21