

Marley EM-JA022

House of Marley Roots Bluetooth Speaker User Manual

Model: EM-JA022

INTRODUCTION

Thank you for choosing the House of Marley Roots Bluetooth Speaker. This portable wireless speaker is designed for durability and exceptional sound, featuring IP67 water protection, a 10-hour playtime, and eco-friendly materials. This manual provides essential information for setting up, operating, and maintaining your speaker to ensure optimal performance and longevity.

WHAT'S IN THE BOX

- House of Marley Roots Bluetooth Speaker
- USB-to-USB C charging cable
- Quick Start Guide



Image: The House of Marley Roots speaker packaging, showing the speaker, charging cable, and quick start guide.

PRODUCT OVERVIEW

Familiarize yourself with the key components and features of your Roots Bluetooth Speaker.



Image: An angled view of the Roots speaker, highlighting its compact size, cream color, and bamboo front panel with a fabric grille.

Key Features:

- **IP67 Water Protection:** Designed to be fully waterproof and dustproof, suitable for outdoor use.
- **10 Hours Playtime:** Provides extended audio playback on a single charge.
- **Built-in Bottle Opener:** A convenient feature located on the back of the speaker.
- **Party Pair Modes:** Allows connection of multiple Roots speakers for stereo or party sound.
- **Quick Charge:** Rapid charging capability for minimal downtime.

- **Sustainable Materials:** Crafted from recycled fabrics, plastics, and renewable bamboo.



Image: The rear view of the Roots speaker, clearly showing the integrated bottle opener and the "MARLEY" branding.

SETUP

Charging the Speaker:

1. Locate the USB-C charging port on your Roots speaker.
2. Connect the provided USB-to-USB C charging cable to the speaker.
3. Plug the other end of the USB cable into a compatible USB power adapter (not included) or a computer's USB port.

4. The LED indicator will show charging status. A full charge provides up to 10 hours of playtime. Quick Charge allows 1 hour of playtime from 15 minutes of charging.

Bluetooth Pairing:

1. Ensure the Roots speaker is charged.
2. Press and hold the Power button () on the speaker until you hear an audible prompt and the Bluetooth indicator light begins to flash, indicating pairing mode.
3. On your device (smartphone, tablet, laptop), go to Bluetooth settings and enable Bluetooth.
4. Search for "Roots Speaker" or a similar name in the list of available devices.
5. Select the speaker to connect. Once connected, the Bluetooth indicator light will become solid, and you will hear a confirmation sound.

OPERATION

Basic Controls:

- **Power On/Off:** Press and hold the Power button ().
- **Volume Up:** Press the '+' button.
- **Volume Down:** Press the '-' button.
- **Play/Pause:** Press the Play/Pause button (often integrated with Power or a separate button, refer to Quick Start Guide for specific button layout).
- **Skip Track:** Double-press the Play/Pause button.
- **Previous Track:** Triple-press the Play/Pause button.



Image: A direct front view of the Roots speaker, showing the power, volume up, and volume down buttons on the right side panel.

Party Pair Modes (Stereo & Party):

The Roots speaker supports connecting to other Roots speakers for an enhanced audio experience.

1. Ensure both Roots speakers are powered on and not connected to any device.
2. On the first speaker (primary), press and hold the Bluetooth pairing button (or a dedicated Party Pair button if available, otherwise refer to Quick Start Guide for specific instructions).
3. Repeat the action on the second speaker (secondary).
4. The speakers will automatically connect to each other. Once paired, connect your device to the primary speaker via Bluetooth.
5. Refer to the Quick Start Guide for detailed instructions on switching between Stereo and Party modes.

Using the Bottle Opener:

The integrated bottle opener is located on the back of the speaker.

1. Hold the speaker firmly.

2. Position the bottle cap under the metal lip of the opener.
3. Leverage the speaker to pop off the bottle cap.



POP & *PLAY*

Includes a built-in bottle opener for beach barbecues, festivals and parties



Image: A person demonstrating the use of the Roots speaker's integrated bottle opener to open a beverage bottle.

MAINTENANCE

Cleaning:

- Before cleaning, ensure the speaker is powered off and disconnected from any power source.
- Wipe the exterior surfaces with a soft, damp cloth. Do not use harsh chemicals, cleaning solvents, or strong detergents.
- Allow the speaker to dry completely before use or storage.

Water Protection Guidelines (IP67):

- The Roots speaker is IP67 rated, meaning it is protected from dust ingress and can withstand immersion in water up to 1 meter for 30 minutes.
- Ensure the charging port cover is securely closed before exposing the speaker to water.
- Do not intentionally submerge the speaker for extended periods or beyond the specified depth.
- After exposure to water, especially saltwater or chlorinated water, rinse the speaker with fresh water and allow it to air dry completely before charging or using.



Image: The Roots speaker resting on wet sand near the ocean, illustrating its IP67 water protection.

TROUBLESHOOTING

Problem	Possible Cause / Solution
Speaker does not power on.	Battery is depleted. Charge the speaker using the provided USB-C cable.

Problem	Possible Cause / Solution
Cannot pair with Bluetooth device.	Ensure the speaker is in pairing mode (flashing LED). Make sure Bluetooth is enabled on your device. Move the speaker closer to your device. Forget "Roots Speaker" from your device's Bluetooth list and try pairing again. Restart both the speaker and your device.
No sound or low volume.	Increase volume on both the speaker and your connected device. Ensure the speaker is properly connected via Bluetooth. Check if the audio source is playing.
Party Pair mode not working.	Ensure both speakers are Roots models. Make sure both speakers are fully charged and not connected to other devices. Follow the Party Pair instructions precisely as outlined in the manual or Quick Start Guide.

SPECIFICATIONS

Feature	Detail
Model Name	Roots
Model Number	EM-JA022
Speaker Type	Portable Speaker
Connectivity Technology	Bluetooth
Wireless Communication Technology	Bluetooth
Color	Cream
Product Dimensions	5"D x 5"W x 2"H
Item Weight	15.8 ounces
Water Resistance Level	IP67 (Waterproof)
Power Source	Battery Powered (1 Lithium Ion battery included)
Speaker Maximum Output Power	7 Watts
Charging Time	15 minutes (for 1 hour playtime)
Audio Output Mode	Stereo
Control Method	Touch
UPC	846885011416

Feature	Detail
Manufacturer	House of Marley

WARRANTY AND SUPPORT





The House of Marley Roots Bluetooth Speaker comes with a Limited Warranty. For specific warranty terms and conditions, please refer to the warranty information included with your product or visit the official House of Marley website. For technical support, troubleshooting assistance, or warranty claims, please contact House of Marley customer service directly. Contact information can typically be found on their official website or in the Quick Start Guide.



Note: Keep your proof of purchase for warranty purposes.



© 2024 House of Marley. All rights reserved.
For more information, visit www.thehouseofmarley.com

Related Documents - EM-JA022

	<p>Get Together Go Quick Start Guide - The House of Marley Bluetooth Speaker</p> <p>Concise quick start guide for The House of Marley Get Together Go Bluetooth speaker (Model EM-JA036). Learn how to pair, use stereo and Auracast modes, and understand LED indicators.</p>
	<p>Rebel Bluetooth Earbuds Quick Start Guide - The House of Marley</p> <p>Get started quickly with your Rebel Bluetooth Earbuds from The House of Marley. This guide covers initial setup, pairing, battery status, and essential features for your wireless audio experience.</p>
	<p>House of Marley Get Together Go Bluetooth Speaker: Quick Start Guide and Features</p> <p>Get started with your House of Marley Get Together Go Bluetooth speaker. This guide covers components, controls, pairing modes (Bluetooth, Stereo Pair, Auracast), EQ settings, LED indicators, and important compliance information.</p>
	<p>House of Marley Positive Vibration Riddim Quick Start Guide</p> <p>Quick start guide for the House of Marley Positive Vibration Riddim Bluetooth headphones, covering setup, controls, and basic operations.</p>

	<p>Marley Rebel True Wireless Earbuds Quick Start Guide</p> <p>A comprehensive quick start guide for the Marley Rebel True Wireless Earbuds, covering initial setup, pairing, battery life, controls, and compliance information.</p>
	<p>Marley Liberate Air True Wireless Earbuds Quick Start Guide</p> <p>Get started quickly with the Marley Liberate Air True Wireless Earbuds. This guide covers unboxing, setup, pairing, controls for music and calls, voice commands, mono mode, and important compliance information.</p>

Documents - Marley – EM-JA022



[\[pdf\]](#) Quick Start Guide Guide

EM JA022 QSG návod vícejazyčnýHouse of Marley Roots Bluetooth reproduktor Signature Black Diskus czdiskus cz customZone manualy vícejazyčnýEM czHouse Speaker QSGdiskus ||| ||| QUICK START GUIDE ROOTS Bluetooth Speaker Model: EM-JA022 Haut-parleur Bluetooth Modle : EM-JA022 Altavoz Bluetooth Modelo: EM-JA022 :EM-JA022 ATTENTION: PLEASE READ QUICK START GUIDE BEFORE USE ATTENTION: PRIRE DE LIRE LE GUIDE DE DMARRAGE QUICK START GUIDE ROOTS Bluetooth Speaker Model: **EM-JA022** Haut-parleur Bluetooth Modle : **EM-JA022** Altavoz Bluetooth Modelo: **EM-JA022** :**EM-JA022** ATTENTION: PLEASE READ QUICK START GUIDE BEFORE USE ATTENTION: PRIRE DE LIRE LE GUIDE DE DMARRAGE RAPIDE AVANT UTILISATION ATENCIN: LEA LA GUA DE INICIO RPI...

lang:en score:53 filesize: 1.07 M page_count: 32 document date: 2024-10-17

[\[pdf\]](#) Quick Start Guide Guide

Roots Bluetooth Speaker EM JA022 Instruction Books House of Marley QSG EMJA022
RootsBluetoothSpeaker thehouseofmarley content quickstartguides |||

QUICK START GUIDE ROOTS Bluetooth Speaker Model: **EM-JA022** Haut-parleur Bluetooth Modle : **EM-JA022** Altavoz Bluetooth Modelo: **EM-JA022** :**EM-JA022** ATTENTION: PLEASE READ QUICK START GUIDE BEFORE USE ATTENTION: PRIRE DE LIRE LE GUIDE DE DMARRAGE RAPIDE AVANT UTILISATION ATENCIN: LEA LA GUA DE INICIO RPI...

lang:en score:51 filesize: 3.99 M page_count: 4 document date: 2024-06-24



[pdf]

EM JA022 023 Rating 20240409 Lable and location The House of Marley LLC EMJA022 Roots Rise up

PVB PVBEMJA022 emja022

GP-A556A **EM-JA022**-CE Rating Pantone 10358C Roots Model: **EM-JA022** Input: 5V

1A FCC ID: PVB-EMJA022 IC: 10613A-EMJA022 Battery: 1000mAh 3.7 Wh

Designed by House of Marley Made in China 4.7mm GP-A556E EM-JA034-CE GP-

A556D EM-JA034-SB Rating Pantone 10358C Rise Up Model: EM-JA034 Input: 5...

lang:tl **score:37** filesize: 2.85 M page_count: 1 document date: 2024-07-08

[pdf] User Manual Quick Start Guide Guide

User Manual The House of Marley LLC EMJA022 Roots Rise up PVB PVBEMJA022 emja022

QUICK START GUIDE ROOTS Bluetooth Speaker Model: **EM-JA022** Haut-parleur

Bluetooth Modle : **EM-JA022** Altavoz Bluetooth Modelo: **EM-JA022** :**EM-JA022**

ATTENTION: PLEASE READ QUICK START GUIDE BEFORE USE ATTENTION:

PRIRE DE LIRE LE GUIDE DE DMARRAGE RAPIDE AVANT UTILISATION

ATENCIN: LEA LA GUA DE INICIO RPI...

lang:en **score:34** filesize: 3.93 M page_count: 4 document date: 2024-06-05

[pdf]

Dirk Reimer THE HOUSE OF MARLEY Bluetooth® Speaker Model 24 hours ago — Page 1 EM JA022

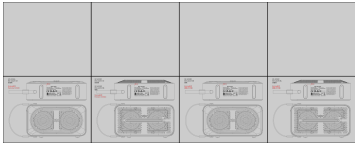
Warn- und Sicherheitshinweise 470642 qvc de wcsstore DE content pim Sicherheitshinweise470642

Sicherheitshinweiseqvc |||

THE HOUSE OF MARLEY Bluetooth Speaker Model: **EM-JA022** Warn- und

Sicherheitshinweise ...

lang:en **score:32** filesize: 59.75 K page_count: 1 document date: 2025-07-23




[pdf]

EM JA022 023 Rating 20240409 Lable and location The House of Marley LLC EMJA023 PVB

PVBEMJA023 emja023

GP-A558A EM-JA023-CE Rating Pantone 10358C 10mm Roots Solar Model: EM-JA023 Input: 5V 2A FCC ID: PVB-EMJA023 IC: 10613A-EMJA023 Battery: 2600mAh 9.49 Wh 210-XXXXXX Designed by House of Marley Made in China This device complies with Part 15 of the FCC Rules. Operation is subject to the fo...

lang:en score:22 filesize: 3.07 M page_count: 1 document date: 2024-07-09



Safety Data Sheets (SDSs)

Safety Data Sheets (SDSs)

Client

House of Marley, LLC

Address

3000 N. Pontiac Trail, Commerce Township, MI 48390 United States of America

Description

Lithium Polymer Battery

Model Type

102050

Manufacturer

House of Marley, LLC

Address of Manufacturer

3000 N. Pontiac Trail, Commerce Township, MI 48390 United States of America

Nominal Voltage

3.7V

Capacity/Wh rating

1000mAh, 3.7Wh

Effective Date

2025-05-08

Laboratory


Dongguan ZHEK Testing Technology Co., Ltd.

Address

Building D, No.2, Jieyuan Mianmen, No.11, Jieyuan West Road, Shapingba Lake High-tech Industrial Development Zone, Dongguan, Guangdong, China


Approved Signature

Maggie Gao




Inspected by


Adin Ma



Censored by

Lulu Peng





Report No.: DGP2408244-2

Page 1 of 11

TSP No. 005-1A

[pdf] Datasheet Safety Datasheet Catalog

HOUSE OF MARLEY ROOTS BLUETOOTH SPEAKER EM JA022 SB The Home Depotd689f168 508b

4097 bc01 98bef2e79047images thdstatic catalog Images d6 d689f168 98bef2e79047 |||

Safety Data Sheets SDSs Safety Data Sheets SDSs Client Add. of Client House of Marley, LLC 3000 N. Pontiac Trail, Commerce Township, MI 48390 United States of America Description Model /Type Manufacturer Add. of Manufacturer Lithium Polymer Battery 102050 House of Marley, LLC 3000 N. Pontia...

lang:en score:22 filesize: 414.46 K page_count: 11 document date: 2025-05-28