



[Manuals.plus](#) /

› [Sinnya](#) /

› Sinnya HAP-603/HAP-603WF Air Purifier Replacement Filter User Manual

Sinnya HAP-603/HAP-603WF

Sinnya HAP-603/HAP-603WF Air Purifier Replacement Filter User Manual

For ECOSELF HAP603 / HAP603WF Air Purifiers

INTRODUCTION

This manual provides essential information for the proper installation, operation, and maintenance of your Sinnya HAP-603/HAP-603WF Air Purifier Replacement Filters. These filters are designed to maintain the air quality performance of your compatible ECOSELF air purifier. Please read these instructions carefully before use.



Image: Two Sinnya HAP-603/HAP-603WF replacement filters.

COMPATIBILITY

These replacement filters are specifically designed for full compatibility with the following air purifier models:

- ECOSELF HAP603 Air Purifier
- ECOSELF HAP603WF Air Purifier



100% Compatible with
ECOSELF HAP603

Image: A Sinnya HAP-603/HAP-603WF filter shown alongside a compatible ECOSELF air purifier, highlighting its perfect fit.

FILTER FEATURES

The Sinnya HAP-603/HAP-603WF replacement filter features a 3-in-1 filtration system designed for comprehensive air purification:

1. **Pre-filter:** Captures larger airborne particles such as pet fur, hair, lint, and fibers, extending the life of subsequent filters.
2. **H13 True HEPA Filter:** Traps 99.99% of airborne particles as small as 0.1 microns, including fine dust, pollen, and pet dander.
3. **Activated Carbon Filter:** Absorbs various household odors, cooking fumes, pet odors, and volatile organic compounds (VOCs).

This multi-layer filtration works together to significantly improve indoor air quality.

360° 3 Layer 99.9% Filtration

Attach on **99.99%** of airborne particles down to **0.1** microns in size

2.H13 true Hepa filter

Traps even finer dust, pollen, pet dander


1.Pre-filter

Traps large particles, such as pet fur, hair, lint, fibers

3.Activated carbon filters

Absorbs unwanted odors and fumes

Image: A visual breakdown of the filter's three layers and their respective functions.



TRUEHEPA FILTER :



Pollen



Dust



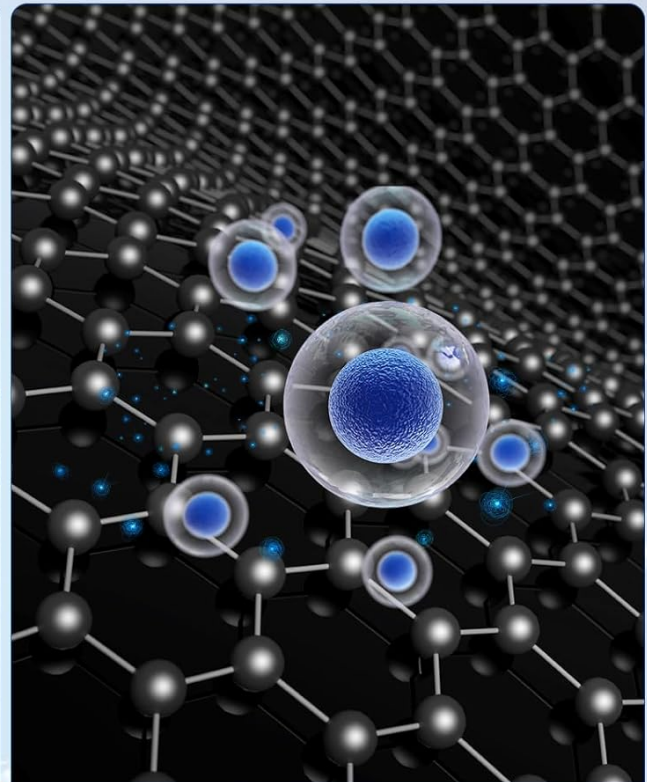
Pet Dander



Hair



Pet Fur



ACTIVATED CARBON FILTER :



Smoke



Pet Odors



Cooking Fumes



VOCs



Wildfire Smoke

Image: A chart detailing the types of particles and odors removed by True HEPA and Activated Carbon filters.

INSTALLATION INSTRUCTIONS

Replacing the HAP-603/HAP-603WF air filter is a straightforward process that typically requires no tools. Always refer to your ECOSELF air purifier's specific user manual for detailed instructions on opening the filter compartment.

Steps for Filter Replacement:

1. **Power Off:** Ensure the air purifier is turned off and unplugged from the power outlet before proceeding.
2. **Access Filter Compartment:** Locate and open the filter compartment cover on your ECOSELF air purifier. This usually involves unlatching or unscrewing a panel.
3. **Remove Old Filter:** Carefully remove the used filter from the compartment. Dispose of the old filter according to local regulations.
4. **Insert New Filter:** Unpack the new Sinnya HAP-603/HAP-603WF replacement filter. Ensure the 'FRONT' label on the filter faces outwards or as indicated by your air purifier's manual. Insert the new filter firmly into the compartment.

5. **Close Compartment:** Securely close the filter compartment cover.
6. **Reset Filter Indicator (if applicable):** Plug in and power on your air purifier. If your model has a filter replacement indicator, follow its instructions to reset it. This often involves pressing and holding a specific button for a few seconds.



High Performance

360° Air Intake Provides with Maximum Effect

Friendly reminder: Replace the filter every **3-6 months**

Image: Visual representation of replacing an old filter with a new one in an air purifier.

OPERATING PRINCIPLES

Once installed, the Sinnya HAP-603/HAP-603WF replacement filter works in conjunction with your ECOSELF air purifier to continuously clean the air. Air is drawn into the purifier, passes through the multi-layer filter, and then clean air is released back into the room. The filter's design ensures 360-degree air intake for maximum efficiency in capturing pollutants.



Image: An air purifier in operation, demonstrating its role in maintaining clean air in a living space.

MAINTENANCE AND REPLACEMENT

To ensure optimal performance and air quality, it is crucial to replace your Sinnya HAP-603/HAP-603WF filter regularly.

Recommended Replacement Schedule:

- Replace the filter every **3 to 6 months**.

The actual replacement interval may vary depending on air quality, usage frequency, and the presence of pets or smokers in your environment. Your ECOSELF air purifier may also have a filter indicator light that signals when a replacement is due.

Disposal:

Used filters should be disposed of as general household waste. For environmental considerations, please check with your local waste management guidelines.

TROUBLESHOOTING

If you experience issues with your air purifier's performance after installing a new filter, consider the following:

- **Reduced Airflow:** Ensure the filter is installed correctly and the compartment cover is securely closed. Check for any obstructions around the air intake or outlet.
- **Persistent Odors/Particles:** Verify that the filter is not past its recommended replacement period. Extremely poor air quality conditions may require more frequent filter changes.
- **Filter Indicator Light Remains On:** After replacing the filter, ensure you have reset the filter life indicator on your air purifier, if applicable. Refer to your air purifier's manual for specific instructions on resetting the indicator.

For further assistance, please contact Sinnya customer support or refer to your ECOSELF air purifier's original manual.

SPECIFICATIONS

Attribute	Detail
-----------	--------

Attribute	Detail
Brand	Sinnya
Model	HAP-603/HAP-603WF Filter Replacement
Compatibility	ECOSELF HAP603, ECOSELF HAP603WF Air Purifiers
Filter Type	3-in-1 (Pre-filter, H13 True HEPA Filter, Activated Carbon Filter)
Filtration Efficiency	99.99% of airborne particles down to 0.1 microns
Recommended Replacement	Every 3-6 months
Item Weight	1.19 pounds (approx. 0.54 kg)
Product Dimensions	10.16 x 1.18 x 11.42 inches (approx. 25.8 x 3.0 x 29.0 cm)
Material Type	Activated Carbon Filter, H13 True HEPA Filter

Dimensions




Image: Detailed dimensions of the replacement filter.

WARRANTY INFORMATION

For specific warranty details regarding your Sinnya HAP-603/HAP-603WF replacement filters, please refer to the product packaging or contact Sinnya customer support directly. Warranty terms typically cover manufacturing defects.

CUSTOMER SUPPORT

If you have any questions, concerns, or require assistance with your Sinnya HAP-603/HAP-603WF replacement filters, please contact our customer support team. You can typically find contact information on the product packaging or through the retailer where the product was purchased.

For information about your ECOSELF air purifier, please consult its original user manual or the manufacturer's support

channels.