

## CAROTE A09035

# CAROTE Hokkaido Collection 16-Piece Nonstick Induction Cookware Set

MODEL: A09035

## Introduction

Thank you for choosing the CAROTE Hokkaido Collection 16-Piece Nonstick Induction Cookware Set. This manual provides essential information for the proper setup, operation, care, and maintenance of your new cookware. Designed for durability and performance, this set features a titanium nonstick coating, reinforced die-cast aluminum construction, and compatibility with various cooktops. Please read these instructions carefully before first use to ensure optimal performance and longevity of your cookware.



Image: The complete CAROTE Hokkaido Collection 16-piece nonstick induction cookware set, showcasing all pots, pans, lids, and accessories.

## Product Components

Your CAROTE Hokkaido Collection 16-Piece Cookware Set includes the following items:

- 8" Fry Pan
- 9.5" Fry Pan
- 2.5-Quart Saucepan with Lid
- 5-Quart Sauté Pan with Lid
- 5-Quart Stockpot with Lid
- Slotted Turner
- Ladle
- 5 Pan Protectors

# 16 Pieces Cookware Set



2.5QT Sauce Pan with Lid



5QT Stock Pot with Lid



5QT Saute Pan with Lid



8" Frying Pan



9.5" Frying Pan



11" Frying Pan



Pan Protector \*5



Turner & Spoon

Image: A detailed layout of all 16 pieces included in the cookware set, individually labeled for easy identification.

## Setup Instructions

- Unboxing:** Carefully remove all cookware pieces and accessories from the packaging. Retain packaging for future storage or transport if needed.
- Handle Assembly:** Some handles may require attachment. Align the handle with the designated attachment point on the cookware and secure it firmly using the provided screw and screwdriver. Ensure all handles are tightly fastened before use.
- Initial Cleaning:** Before first use, wash all cookware pieces and lids with warm, soapy water. Rinse thoroughly and dry completely with a soft cloth.
- Seasoning (Optional but Recommended):** For enhanced nonstick performance and longevity, lightly coat the interior surface of each pan with a small amount of cooking oil (e.g., vegetable, canola). Heat the pan over low heat for 1-2 minutes, then remove from heat and wipe off excess oil with a paper towel. Repeat this process periodically.



## Operating Instructions

- **Heat Settings:** The nonstick coating performs best on low to medium heat. High heat is generally not required and can damage the nonstick surface over time. Always preheat your pan for a minute or two before adding food.
- **Oil Usage:** While the nonstick surface allows for cooking with minimal oil, a small amount of oil or butter is recommended for flavor and to further protect the coating. Avoid aerosol cooking sprays, as they can leave a residue that may affect nonstick performance.
- **Utensil Compatibility:** Use only silicone, wooden, or plastic utensils to prevent scratching the nonstick surface. Metal utensils are not recommended.
- **Cooktop Compatibility:** This cookware set is compatible with gas, electric, glass stove, and induction cooktops. Ensure the pan's base matches the size of your burner for efficient heating.
- **Oven Use:** The cookware is oven safe. Refer to the specifications section for maximum oven temperature. Always use oven mitts when handling hot cookware.
- **Lids:** The high-quality silicone lids provide an excellent seal, locking in flavor and enhancing heat retention.



Image: CAROTE cookware displayed on different stove types, including gas, induction, and electric, illustrating its universal

compatibility.

## Care and Maintenance

- **Cool Down:** Always allow cookware to cool completely before washing to prevent warping.
- **Cleaning:** Hand washing with warm, soapy water and a soft sponge or cloth is recommended for best results and to prolong the life of the nonstick coating. While the pans are dishwasher safe, hand washing is gentler. The included slotted turner and ladle should be hand washed to preserve their material.
- **Stubborn Food:** For stubborn food residues, soak the pan in warm, soapy water for a few minutes before cleaning.
- **Avoid Abrasives:** Do not use abrasive cleaners, steel wool, or harsh scouring pads, as these can damage the nonstick surface.
- **Storage:** Use the provided pan protectors when stacking cookware to prevent scratches and damage to the nonstick coating.



Image: A CAROTE pan being easily cleaned with a brush, demonstrating the effortless cleanup due to its nonstick properties.



## Troubleshooting

- **Food Sticking:** Ensure you are using low to medium heat. High heat can degrade the nonstick coating over time. Re-seasoning the pan (as described in Setup Instructions) can also help. Avoid using metal utensils.
- **Handles Getting Hot:** While Bakelite handles are designed to stay cool, prolonged exposure to high heat or oven use can cause them to warm up. Always use oven mitts or a pot holder when handling hot cookware, especially after oven use. Be cautious if water enters the handle during washing, as it can heat up and cause burns.
- **Uneven Heating:** Ensure the cookware base is centered on the burner and that the burner size is appropriate for the pan. The reinforced die-cast aluminum is designed for even heat distribution.
- **Missing Parts:** If any components are missing upon arrival, please contact customer support immediately for assistance.

## Specifications

Feature	Detail
Brand	CAROTE
Model Number	A09035
Material	Aluminum, Titanium (coating)
Color	Black
Size	16 PCS
Handle Material	Bakelite
Lid Material	Glass with Silicone
Nonstick Coating	Titanium Infused, PFOS/PFOA Free
Dishwasher Safe	Yes (Pans), Hand wash recommended for accessories
Oven Safe	Yes (Specific temperature limits may apply, generally up to 350°F/175°C for Bakelite handles)
Induction Compatible	Yes
Cooktop Compatibility	Gas, Electric, Glass Stove, Induction
Item Weight	16.48 pounds (7.49 Kilograms)
Product Dimensions	8 x 10 x 5 inches (packaging)

## Warranty and Support

CAROTE provides a **12-month warranty** from the date of purchase. This warranty covers manufacturing defects and issues arising from normal use. Please retain your proof of purchase for warranty claims.















For any quality problems, missing parts, or support inquiries, please do not hesitate to contact CAROTE customer service. You will be guaranteed a satisfying solution.

**Contact Information:**

- Refer to your product packaging or the official CAROTE website for the most current customer service contact details.
- Online support may be available through the retailer where the product was purchased.

© 2024 CAROTE. All rights reserved.

Related Documents - A09035

 <p>9.5" Frying Pan</p>  <p>Weight: 1.8 lb Capacity: 3.8 Qt</p> <p>11" Frying Pan</p>  <p>Weight: 2.5 lb Capacity: 5.8 Qt</p> <p>2.3 Qt Saucepan with Lid</p>  <p>Weight: 1.5 lb Weight of Lid: 0.5 lb Capacity: 2.3 Qt</p> <p>4.3 Qt Casserole with Lid</p>  <p>Weight: 2.4 lb Weight of Lid: 0.5 lb Capacity: 4.3 Qt</p> <p>4.5 Qt Saute Pan with Lid</p>  <p>Weight: 2.4 lb Weight of Lid: 0.5 lb Capacity: 4.5 Qt</p>	<p><a href="#">CAROTE White Granite Nonstick Cookware Set Specifications</a></p> <p>Detailed specifications for the CAROTE White Granite Nonstick Cookware Set, including dimensions, weight, and capacity for frying pans, saucepans, casseroles, and saute pans. Features PFOA and PFOS-free construction.</p>
	<p><a href="#">Carote Cookware Instruction Manual &amp; Warranty Information</a></p> <p>Comprehensive guide to using and caring for your Carote non-stick cookware. Includes usage tips, cleaning instructions, and warranty details. PFOA and lead-free.</p>
 <p>9.5" Frying Pan</p>  <p>Weight: 1.8 lb Capacity: 3.8 Qt</p> <p>11" Frying Pan</p>  <p>Weight: 2.5 lb Capacity: 5.8 Qt</p> <p>1.5 Qt Saucepan with Lid</p>  <p>Weight: 1.5 lb Weight of Lid: 0.5 lb Capacity: 1.5 Qt</p> <p>2.3 Qt Saucepan with Lid</p>  <p>Weight: 1.5 lb Weight of Lid: 0.5 lb Capacity: 2.3 Qt</p> <p>4.3 Qt Casserole with Lid</p>  <p>Weight: 2.4 lb Weight of Lid: 0.5 lb Capacity: 4.3 Qt</p> <p>4.5 Qt Saute Pan with Lid</p>  <p>Weight: 2.4 lb Weight of Lid: 0.5 lb Capacity: 4.5 Qt</p>	<p><a href="#">CAROTE Granite Cookware Set - Nonstick Pots and Pans Specifications</a></p> <p>Detailed specifications for the CAROTE 11-piece granite cookware set, including frying pans, saucepans, and a casserole, with dimensions, weight, and capacity information. Features non-stick performance and induction compatibility.</p>

<div><div><div>Carote Ltd</div><div>卡羅特(香港)有限公司</div><div>000100.HK</div></div><div><div>carote</div><div>2025</div><div>INTERIM REPORT</div></div></div>	<div><div><a href="#">Carote Ltd 2025 Interim Report - Financial Overview</a></div><div>Carote Ltd's 2025 Interim Report details financial performance, business review, and strategic outlook for the kitchenware company. Includes financial statements and management analysis.</div></div>																					
<div><div><div>Carote Ltd</div><div>卡羅特(香港)有限公司</div><div>000100.HK</div></div><div><div>carote</div><div>2025</div><div>中國報告</div></div></div>	<div><div><div><div><a href="#">Carote Ltd 2025 -</a></div><div>Carote Ltd ( ) 2025</div><div>Carote Ltd</div></div></div></div>																					
<div><div><div>King Wing Kitchenware and Carote Limited and the Board of Directors of King Wing Limited 董事會及監事會及卡羅特有限公司董事會及監事會 King Wing Kitchenware and Carote Limited and the Board of Directors of King Wing Limited 董事會及監事會及卡羅特有限公司董事會及監事會</div><div><div>carote</div><div>CAROTE LTD</div><div>卡羅特(香港)有限公司</div><div>000100.HK</div></div><div><div>ANNOUNCEMENT OF INTERIM RESULTS</div><div>FOR THE SIX MONTHS ENDED 30 JUNE 2025</div></div><div><div>INTERIM RESULTS</div><div>The Board hereby presents the unaudited condensed consolidated interim results of the Group for the six months ending 30 June 2025, together with the comparative figures for the corresponding period of the previous year. The financial statements and consolidated interim results of the Group have been prepared in accordance with the accounting policies set out in the consolidated financial statements of the Group for the year ended 31 December 2024.</div><div><div>KEY INDICATORS</div><div><table><tr><th></th><th>For the Six Months Ended June 30,</th><th></th></tr><tr><th></th><th>2025</th><th>2024</th></tr><tr><th></th><th>(RMB million)</th><th>(RMB million)</th></tr><tr><td>Revenue</td><td>100.0</td><td>95.0</td></tr><tr><td>Gross Profit</td><td>30.0</td><td>28.0</td></tr><tr><td>Net Profit</td><td>10.0</td><td>9.0</td></tr><tr><td>Total</td><td>100.0</td><td>95.0</td></tr></table></div></div></div></div></div>		For the Six Months Ended June 30,			2025	2024		(RMB million)	(RMB million)	Revenue	100.0	95.0	Gross Profit	30.0	28.0	Net Profit	10.0	9.0	Total	100.0	95.0	<div><div><div><div><a href="#">CAROTE LTD Interim Results Announcement - Six Months Ended June 30, 2025</a></div><div>CAROTE LTD announces its unaudited condensed consolidated interim results for the six months ended June 30, 2025, detailing revenue, gross profit, net profit, and strategic outlook for the kitchenware industry.</div></div></div></div>
	For the Six Months Ended June 30,																					
	2025	2024																				
	(RMB million)	(RMB million)																				
Revenue	100.0	95.0																				
Gross Profit	30.0	28.0																				
Net Profit	10.0	9.0																				
Total	100.0	95.0																				