

## Tengsen W1

# Tengsen Portable MP3/MP4 Player

## USER MANUAL

### INTRODUCTION

---

Thank you for choosing the Tengsen Portable MP3/MP4 Player. This device is designed to provide a versatile multimedia experience, offering HiFi lossless audio playback, video capabilities, FM radio, voice recording, e-book reading, photo viewing, and more. This manual will guide you through the setup, operation, and maintenance of your new player to ensure optimal performance and enjoyment.

### WHAT'S INCLUDED

---

- 1 x MP3 Player with Bluetooth
- 1 x USB Micro Cable
- 1 x Earphones
- 1 x User Manual

### GETTING STARTED (SETUP)

---

#### Charging the Device

Before first use, fully charge the MP3 player. Connect the included USB micro cable to the player's charging port and the other end to a USB power adapter (not included) or a computer's USB port. The device provides up to 50 hours of continuous music playback and approximately 8 hours of video playback on a full charge.

#### Adding Music and Files

To transfer files, connect the MP3 player to your computer using the provided USB cable. The device will appear as a removable disk. You can then drag and drop music, video, photo, and e-book files directly into the appropriate folders on the player.

#### Expanding Storage

The MP3 player comes with 64GB of internal storage. If more space is needed, you can expand the storage capacity by inserting a Micro SD card (not included) into the dedicated slot. The device supports Micro SD cards up to 128GB.

# Long battery life

**≈50H**  
Battery life

**≈2.5H**  
Fast charging

**128GB**  
Support up to  
128GB TF card  
not included

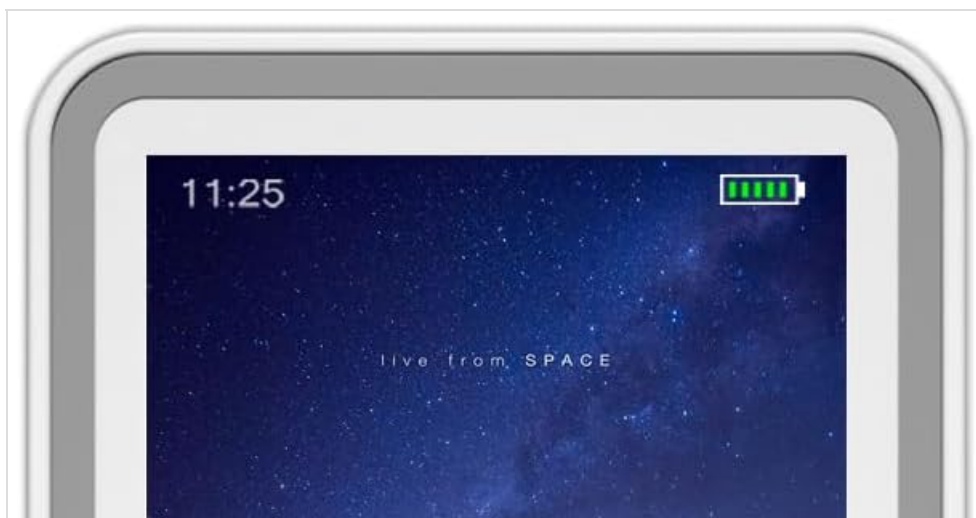


The MP3 player supports up to 128GB Micro SD card expansion for extensive storage.

## OPERATING INSTRUCTIONS

### Basic Navigation

The player features a 1.8-inch HD color screen and classic button design for easy navigation. Use the central button and surrounding directional buttons to browse menus, select options, and control playback.





Front view of the MP3 player, highlighting the screen and intuitive button layout.

## Music Playback

The device delivers HiFi lossless sound quality and supports a wide range of music formats including MP3, WMA, OGG, APE, FLAC, and WAV. Navigate to the 'Music' section to browse your audio library and select tracks for playback.

# HIFI Lossless Sound



built-in  
DAC AUDIO CHIP



Lyrics Display



Layer Noise Filter



MP3. WMA. APE.WAV.  
FLAC.OGG etc



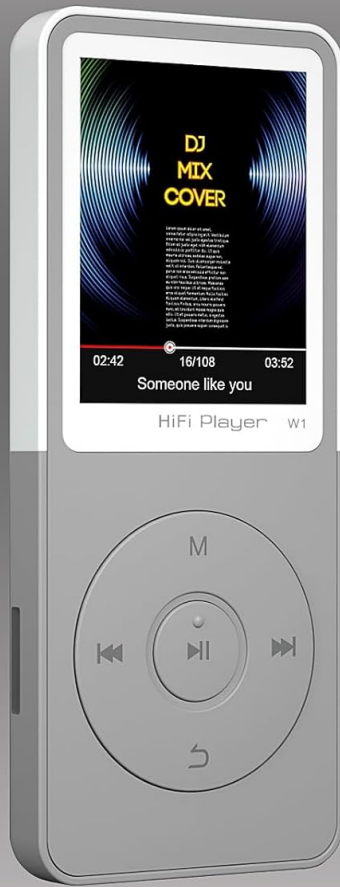
The player supports various music formats and features a built-in DAC audio chip for high-fidelity sound.

## Bluetooth Connectivity

The MP3 player features upgraded Bluetooth technology for stable and efficient wireless connections. To connect to Bluetooth headphones or speakers, go to the Bluetooth settings, enable Bluetooth, and pair with your desired device. Note: This player does not support connection with phones or tablets.

# Bluetooth 5.0

More stable, faster, farther data transfer  
Lower power consumption, extend usage time



Bluetooth headset



Bluetooth earbuds



Bluetooth speaker

Connect your MP3 player wirelessly to Bluetooth headphones, earbuds, or speakers for enhanced audio experience.

## FM Radio

Enjoy your favorite radio stations with the built-in FM radio function. To use the FM radio, you must plug in wired headphones, as they serve as the antenna. The radio supports a normal range of 87.5-108.0 MHz.



# FM Radio

Support normal range( 87.5- 108.0 MHz)  
When using, please plug earphone as antenna



Wired headphones are required to use the FM radio function, acting as the antenna.

## Video Playback and Other Functions

The MP3/MP4 player supports video playback in AMV and AVI formats (note: conversion tools may be required for some AVI files). Beyond music and video, the device offers a suite of useful features including:

- **E-book Reader:** Supports TXT format.
- **Photo Viewer:** Supports JPEG, BMP, GIF formats.
- **Voice Recorder:** Records in WAV and MP3 formats.
- **Alarm Clock:** Set alarms for daily reminders.
- **Calendar:** Keep track of dates.
- **Folder Management:** Organize your files efficiently.
- **Screen Savers:** Customize your display.

# Stylish-Design

## Multifunctional Mp3 Player



Music



Video



FM radio



Bluetooth



Record



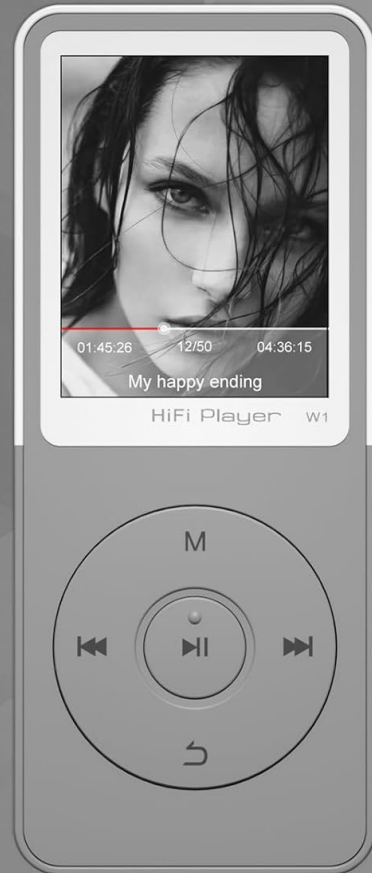
Ebook



Folder



Set



The MP3 player offers a variety of functions beyond music, including video, FM radio, recording, and e-books.

### Product Overview Video

Watch this video for a visual overview of the MP3 player's design and key features.

Your browser does not support the video tag.

Official product video showcasing the Tengsen MP3 Player's design and features.

### CARE AND MAINTENANCE

To ensure the longevity of your MP3 player, follow these guidelines:

- Keep the device dry. Moisture can damage internal circuits.
- Avoid extreme temperatures. Do not expose to direct sunlight or very cold environments.
- Clean the device with a soft, dry cloth. Do not use harsh chemicals or abrasive cleaners.
- Handle with care to prevent drops or impacts.
- Store in a clean, dust-free environment when not in use.

### TROUBLESHOOTING GUIDE

If you encounter issues with your MP3 player, please refer to the following common solutions:

Problem	Possible Solution
Device does not turn on	Ensure the battery is charged. Connect to a power source and try again.
Cannot transfer files	Check USB cable connection. Ensure the device is recognized by your computer. Try a different USB port or cable.
No sound during playback	Check volume level. Ensure headphones are properly connected or Bluetooth device is paired and connected. Verify audio file format is supported.
FM Radio not working	Ensure wired headphones are plugged in, as they act as the antenna. Check for strong signal in your area.
Bluetooth connection unstable	Ensure the player and Bluetooth device are within range. Disconnect and re-pair the devices. Avoid interference from other electronic devices.

For further assistance, please contact customer support.

PRODUCT SPECIFICATIONS


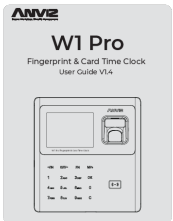



Feature	Detail
Model Name	W1
Product Dimensions	0.3 x 1.6 x 3.7 inches
Item Weight	1.11 ounces
Screen Size	1.8 Inches
Memory Storage Capacity	64 GB (expandable up to 128GB via Micro SD card)
Connectivity Technology	Aux, Bluetooth, USB
Supported Music Formats	MP3, WMA, OGG, APE, FLAC, WAV (does not support audiobooks/iTunes)
Supported Video Formats	AMV, AVI (conversion tool required)
Supported E-book Format	TXT
Supported Recording Formats	WAV, MP3
Supported Picture Formats	JPEG, BMP, GIF
Battery Life (Music)	Up to 50 hours
Battery Life (Video)	Approximately 8 hours
Special Features	Equalizer, FM Radio, Hi-Res Audio, Voice Recorder





## WARRANTY AND CUSTOMER SUPPORT

Your Tengsen MP3/MP4 Player comes with a 12-month after-sales warranty. For any technical support or assistance, please feel free to communicate with our professional after-sales team. We are committed to ensuring your satisfaction with our product.

### Related Documents - W1

<p>AGPTek Longevity Music Player Athletime W1 User Manual</p>  <p>Please connect to the built-in Wi-Fi or use a wireless network in your area. We suggest you use the Wi-Fi network for the best performance.</p>	<p><a href="#">AGPTek Athletime W1 User Manual: Guide to Longevity Music Player Features</a></p> <p>Comprehensive user manual for the AGPTek Athletime W1 Longevity Music Player. Learn how to play music, record voice, use the pedometer, manage settings, and more.</p>
<p>ANVIZ W1 Pro Fingerprint &amp; Card Time Clock User Guide V1.0</p> 	<p><a href="#">Anviz W1 Pro Fingerprint &amp; Card Time Clock User Guide</a></p> <p>User guide for the Anviz W1 Pro Fingerprint &amp; Card Time Clock, covering setup, cloud integration, installation, and support.</p>
	<p><a href="#">Car MP3 FM Transmitter W1: Bluetooth Hands-Free &amp; Music Player</a></p> <p>Shenzhen Simr Technology W1 Car MP3 FM Transmitter. Features Bluetooth hands-free calling, music playback from U-disk and phone, USB/Type-C charging, and FM transmission.</p>
<p>WIFI/PSTN Alarm System Instruction ENKLOV-W1</p> 	<p><a href="#">Enklov-W1 WIFI/PSTN Alarm System Instruction Manual</a></p> <p>Comprehensive instruction manual for the Enklov-W1 WIFI/PSTN alarm system, covering installation, setup, app operation, accessory integration, troubleshooting, and specifications. Learn how to protect your home with this smart security solution.</p>
<p>Weather Station User Manual</p> 	<p><a href="#">VUCATIMES W1 Wireless Weather Station User Manual</a></p> <p>Comprehensive guide to operating the VUCATIMES W1 wireless weather station, covering setup, features like indoor/outdoor temperature and humidity monitoring, weather forecasting, alarms, and troubleshooting.</p>

<div data-bbox="132 125 212 147" data-label="Section-Header"><p><b>M2-MAYA-W1</b></p></div> <div data-bbox="132 141 285 163" data-label="Text"><p>M.2 card for the MAYA-W1 Wi-Fi 4 and Bluetooth 5.2 module</p></div> <div data-bbox="132 159 164 165" data-label="Text"><p>0100-0001</p></div> <div data-bbox="180 192 247 239" data-label="Image"></div> <div data-bbox="132 273 293 306" data-label="Text"><p><b>Abstract</b> This document describes the M2-MAYA-W1 module, which is a Wi-Fi 4 and Bluetooth 5.2 module. It provides detailed specifications, pin definitions, electrical characteristics, and handling information.</p></div> <div data-bbox="132 340 164 349" data-label="Text"><p>0100-0001</p></div> <div data-bbox="268 331 293 349" data-label="Image"></div>	<div data-bbox="341 154 1139 185" data-label="Section-Header"><p><a href="#">u-blox M2-MAYA-W1: M.2 Wi-Fi 4 &amp; Bluetooth 5.2 Module Data Sheet</a></p></div> <div data-bbox="341 194 1437 306" data-label="Text"><p>Technical data sheet for the u-blox M2-MAYA-W1 M.2 card module, featuring 1x1 802.11a/b/g/n Wi-Fi and dual-mode Bluetooth 5.2 in an M.2 Key E form factor. Provides detailed specifications, pin definitions, electrical characteristics, and handling information.</p></div>
---	--