

[Manuals.plus](#) /

> [Qinliy](#) /

> Qinliy Q108 Stainless Steel Wireless Cat Water Fountain 3.5L User Manual

Qinliy Q108

Qinliy Q108 Stainless Steel Wireless Cat Water Fountain 3.5L User Manual

Model: Q108

1. PRODUCT OVERVIEW

The Qinliy Q108 Wireless Cat Water Fountain is designed to provide fresh, filtered water for your pets. Featuring a 3.5L capacity, stainless steel construction, and multiple operating modes, it offers convenience and promotes pet hydration.



An overhead view of the Qinliy Q108 Stainless Steel Wireless Cat Water Fountain, showing its sleek design and water flow.

2. WHAT'S IN THE BOX

Please verify that all components are present:

- Battery Compartment (built-in motion sensor)
- Filter (multi-filtration)
- Filter window
- Filter Tray
- Stainless Steel Water Tank (3.5L capacity)
- Pump Holder and Water Pump
- Stainless Steel Water Tray (200ML capacity)
- Cleaning brush
- Power cord



Low Water Detection

The pump indicator glows red as soon as water levels dip below the minimum indication line.

An exploded diagram illustrating all the components included with the Qinliy Q108 water fountain.

3. SETUP INSTRUCTIONS

1. **Clean Components:** Before first use, thoroughly clean all parts of the fountain, especially the stainless steel tank and tray, with water and a mild detergent. Rinse completely.
2. **Assemble Pump and Filter Tray:** Place the water pump into the pump holder. Insert the multi-filtration filter into the filter tray.
3. **Install Filter Tray:** Position the assembled filter tray and pump into the stainless steel water tank. Ensure it is seated correctly.
4. **Fill Water Tank:** Fill the stainless steel water tank with clean water up to the MAX fill line. Do not overfill. The tank has a 3.5L capacity.
5. **Place Stainless Steel Water Tray:** Place the stainless steel water tray on top of the main unit.
6. **Install Battery Compartment:** Attach the battery compartment (which contains the built-in motion sensor) onto the designated slot, ensuring it connects properly to the pump.
7. **Initial Charge:** The fountain is equipped with a built-in 4,000mAh rechargeable battery. For optimal performance, fully charge the battery before the first use using the provided power cord. The quick-release design allows for easy charging.



A hand demonstrating how to open the lid of the fountain for cleaning or filter replacement.



A hand detaching the battery compartment from the fountain, highlighting the quick-release design for easy charging.


4. OPERATING MODES

The Qinliy Q108 offers three distinct operating modes to suit your pet's needs and conserve power:

- **Sensor Mode:** When a pet approaches within approximately 59 inches (1.5 meters), the fountain will activate and dispense water for 15 seconds. This mode is recommended for power conservation.
- **Timer Mode:** The fountain will dispense water for 15 seconds every 15 minutes, providing regular access to fresh water.
- **Continuous Mode:** When plugged into a power source, the fountain provides a continuous flow of water 24/7. This

mode requires the power cord to be connected.

To switch between modes, refer to the control panel on the battery compartment. The icons typically represent motion sensor, timer, and continuous flow.



An illustration showing the three water modes: Sensor mode (activates for 15s when pet approaches), Timer mode (activates for 15s every 15 min), and Continuous mode (24/7 running water when plugged in).

The wireless design allows for flexible placement in various indoor locations, such as the living room, bedroom, kitchen, or bathroom, without the need for a nearby power outlet.



Images demonstrating the flexible placement of the Qinliy Q108 water fountain in various home environments, including the kitchen, living room, and playroom.

5. MAINTENANCE AND CLEANING

5.1 Cleaning the Fountain

Regular cleaning is essential for maintaining hygiene and extending the life of your fountain. The 304 stainless steel components are robust and dishwasher-safe, reducing bacterial growth.

- **Disassembly:** Disconnect the battery compartment and remove the stainless steel water tray and tank.
- **Washing:** Wash the stainless steel tank and tray with warm water and a mild, pet-safe detergent. For thorough cleaning, these parts can be placed in a dishwasher.

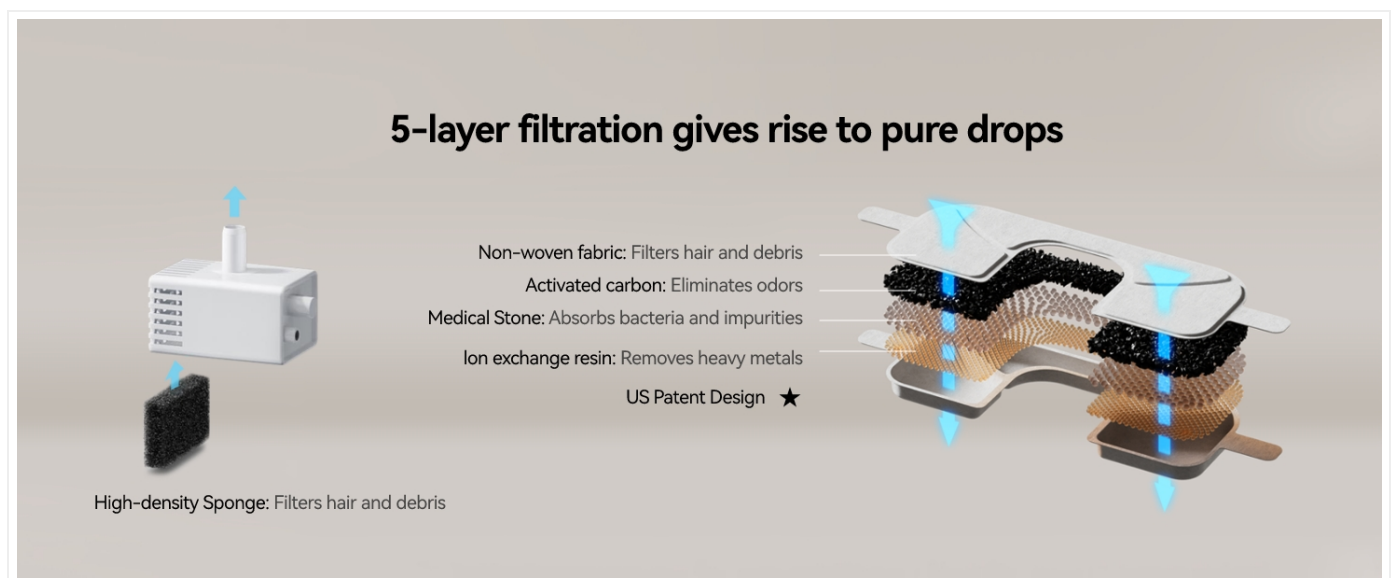
- **Pump Cleaning:** Disassemble the pump and clean all parts, including the impeller, with the provided cleaning brush. Ensure no hair or debris obstructs the pump mechanism.
- **Reassembly:** Ensure all components are completely dry before reassembling.

5.2 Filter Replacement

The fountain features a 5-layer filtration system to ensure water purity:

- **Non-woven fabric:** Filters hair and debris.
- **Activated carbon:** Eliminates odors and bad taste.
- **Medical stone:** Absorbs bacteria and impurities, releases trace elements.
- **Ion exchange resin:** Softens tap water by removing heavy metals.
- **High-density sponge:** Located in the pump, helps remove tiny particles.

The innovative filter window allows you to check the filter's condition without disassembling the unit. Filters should be replaced regularly, typically every 2-4 weeks, depending on usage and water quality. Replacement filters can be purchased by searching for B0DH1WFD6R.



A diagram illustrating the 5-layer filtration system, detailing each layer's function in purifying the water.

5.3 Noise Reduction

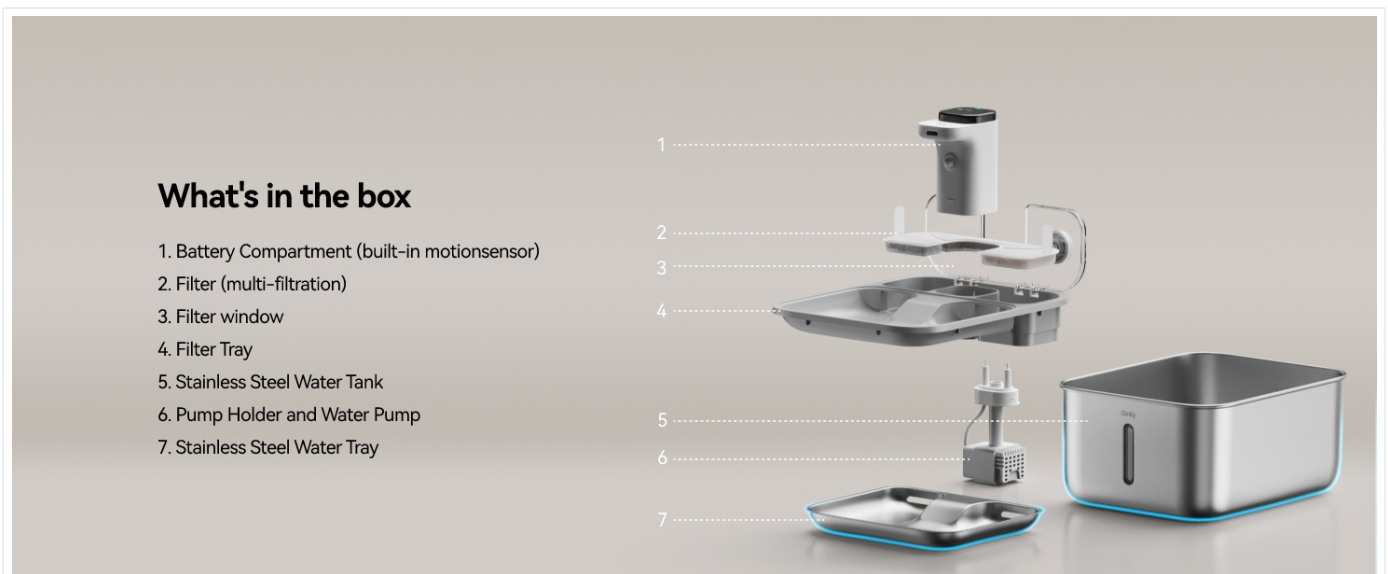
The fountain incorporates multiple noise reduction elements, including an ultra-quiet pump and an ingeniously designed water flow system, to minimize operational sound and provide a peaceful drinking environment for your pets.



A cutaway view of the fountain highlighting the gentle-flow slope, layered downward flow, wall-guided flow design, and ultra-quiet pump, all contributing to noise reduction.

5.4 Low Water Detection

The fountain is equipped with a low water detection system. The pump indicator will glow red when water levels drop below the minimum indication line, signaling that the tank needs refilling.



An illustration showing the pump indicator glowing red when the water level in the tank is low.

5.5 Date Marker

A date marker is integrated into the design to help you keep track of when the filter was last cleaned or replaced, ensuring timely maintenance.



A hand adjusting the date marker dial on the fountain, used to record filter cleaning and replacement dates.

6. TROUBLESHOOTING

- **Fountain Not Dispensing Water:**

- Check water level: Ensure the tank has sufficient water and is above the minimum line.
- Check pump: Disassemble and clean the pump, ensuring the impeller is free of debris (e.g., pet hair).
- Check battery: Ensure the battery is charged. If using continuous mode, verify the power cord is securely connected.
- Sensor mode issue: If the sensor mode is not activating, ensure the sensor is clean and unobstructed. If other modes work but sensor mode does not, the sensor component may require attention or replacement.

- **Excessive Noise:**

- Check water level: Low water levels can cause the pump to make more noise.
- Clean pump: Debris in the pump can cause rattling or increased noise.
- Ensure proper assembly: Verify all parts are correctly assembled and seated.

- **Water Leakage:**

- Check fill level: Ensure the water tank is not overfilled beyond the MAX line.
- Verify seals: Inspect all seals and connections for proper seating and damage.
- Ensure proper assembly: Incorrect assembly can lead to leaks.

- **Battery Not Holding Charge:**

- Ensure proper charging: Use the provided power cord and ensure it is connected correctly.
- Battery lifespan: Rechargeable batteries have a finite lifespan. If the battery significantly degrades, contact support for potential replacement options.

7. SPECIFICATIONS

Feature	Specification
Model Name	Qinliy Q108
Item Weight	2.2 pounds (1 kg)
Product Dimensions	9.5"L x 7.6"W x 7.3"H (24.1cm L x 19.3cm W x 18.5cm H)
Water Tank Capacity	3.5 Liters (123 oz)
Water Tray Capacity	200 ML
Material	304 Stainless Steel, Acrylonitrile Butadiene Styrene (ABS)
Battery	1 Lithium Ion battery (included), 4,000mAh
Motion Sensor Range	Approx. 59 inches (1.5 meters)
Filtration System	5-layer (Non-woven fabric, Activated carbon, Medical stone, Ion exchange resin, High-density sponge)
Specific Uses	Indoor use for cats and small dogs

8. WARRANTY AND SUPPORT

The Qinliy Q108 Stainless Steel Wireless Cat Water Fountain comes with a **1-year warranty** from the date of purchase. This warranty covers manufacturing defects and malfunctions under normal use. For warranty claims, technical support, or any questions regarding your product, please contact Qinliy customer service. Keep your purchase receipt as proof of purchase. For replacement filters, please search for ASIN [B0DH1WFD6R](#).

