

Manuals.plus /

> mooas /

> mooas Flip Square 3-in-1 Fast Wireless Charger Nightlight User Manual

mooas 102651

mooas Flip Square 3-in-1 Fast Wireless Charger Nightlight User Manual

Model: 102651

1. PRODUCT OVERVIEW

The mooas Flip Square is a versatile 3-in-1 wireless charging station designed to charge your smartphone, wireless earphones, and smartwatch simultaneously. It also features an integrated nightlight with adjustable brightness levels.

This device supports fast wireless charging, providing up to 15W for smartphones, 5W for earphones, and 3W for smartwatches. Its dual-coil design allows for flexible phone placement, and the adjustable stand enhances usability while charging.



Image: The mooas Flip Square charging a smartphone, wireless earbuds, and a smartwatch simultaneously. The device is shown in a clean desk environment.

2. PACKAGE CONTENTS

Please verify that all items are present in the package:

- mooas Flip Square 3-in-1 Wireless Charger
- USB Type-C Cable (color-matched to the charger)

- User Manual

Note: A 9V/3A PD or QC 3.0 adapter is required for fast charging and is not included. A 5V adapter is not supported.

3. SETUP INSTRUCTIONS

1. **Connect Power Adapter:** Connect the provided USB Type-C cable to the charging port on the back of the mooas Flip Square.
2. **Power Source:** Plug the other end of the USB Type-C cable into a compatible 9V/3A Power Delivery (PD) or Quick Charge (QC 3.0) wall adapter. Ensure the adapter meets these specifications for optimal performance and fast charging. **Do not use a 5V adapter.**
3. **Placement:** Place the charging station on a stable, flat surface.



Image: Close-up of the USB Type-C port on the mooas Flip Square, showing a cable connected. The port is designed for convenient plugging in any direction.

4. OPERATING INSTRUCTIONS

4.1 Charging Devices

- **Smartphone Charging:** Place your compatible smartphone on the upright charging pad. The dual charging coil allows for both horizontal and vertical placement. Ensure the phone is centered on the charging area for proper connection.
- **Earphone Charging:** Place your wireless earphone case on the designated flat charging area.
- **Smartwatch Charging:** Place your compatible smartwatch on the dedicated watch charging stand.

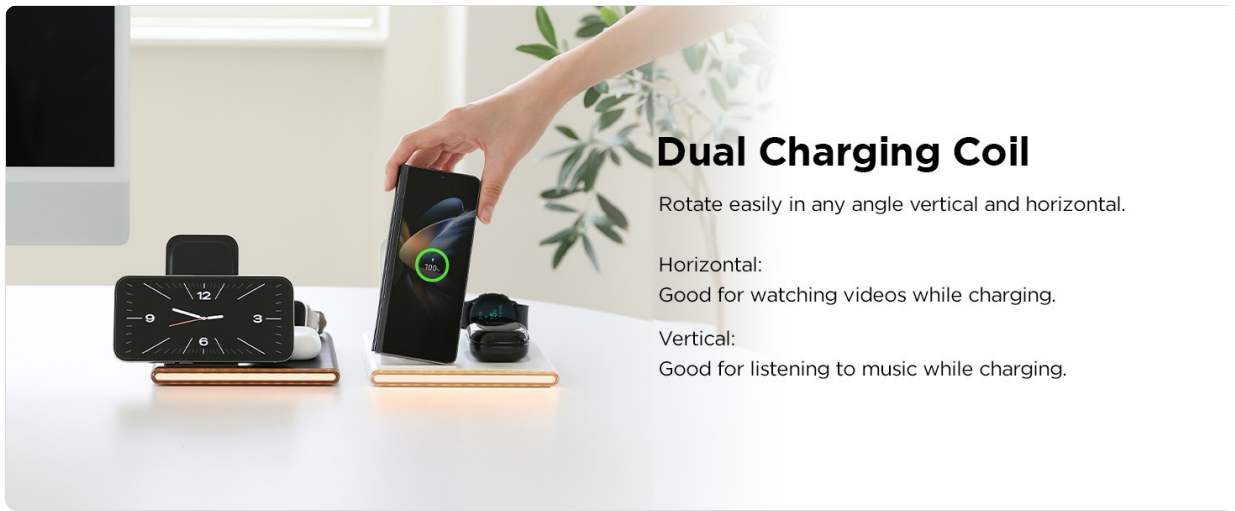


Image: The mooas Flip Square demonstrating a smartphone charging horizontally and vertically, highlighting the dual charging coil feature.

4.2 Adjustable Stand

The smartphone charging stand can be adjusted to various angles. Gently push or pull the stand to achieve your desired viewing angle. This allows for comfortable use of your smartphone while it charges.



Image: A diagram illustrating the range of adjustable angles for the smartphone charging stand on the mooas Flip Square.

4.3 Nightlight Function

The integrated nightlight offers two brightness levels. To operate the nightlight:

- **Turn On/Adjust:** Touch the designated sensor button (usually indicated by a light icon) on the front of the device. The light will cycle through low brightness, high brightness, and off with each touch.
- **Default Setting:** The default setting when first turned on is low brightness.

Nightlight


A nightlight in 2 brightness levels perfect for reading, sleeping and more.
Simply touch  button to turn the light on or off.
The default setting is low. (Order: Low → High → OFF)



Image: The mooas Flip Square with its nightlight feature active, showing the warm and soft light with two brightness levels.

5. CHARGING COMPATIBILITY

The mooas Flip Square is compatible with a wide range of devices. For optimal charging, ensure your device supports wireless charging.

Wireless Charging Output by Device Type

Device Type	Max Output	Compatible Models (Examples)
Smartphone (Fast Charging)	15W	iPhone 14/15/16/17, Galaxy S24/S25/S26, Z Fold 5/6/7, Z Flip 5G/6/7, and newer Qi-compatible smartphones.
Smartphone (Normal Charging)	5W	Galaxy S6/S6 Edge, LG G6+, and other Qi-supported smartphones.
Wireless Earphones	5W	AirPods 2nd/3rd Gen, AirPods Pro 1st/2nd Gen, Galaxy Buds, Buds Plus, and newer Qi-compatible earphone cases.
Smartwatch	3W	All Apple Watch models, Galaxy Watch Series 1/2/3/4/5/6/7, Ultra. Note: Galaxy Watch Gear and Fit models are not compatible.

Wireless Charging List



Fast Charging	15W	Galaxy S10, S10+ S20, S20+, S20 FE, S21, S21+, S21 Ultra S22, S22+, S22 Ultra, S23, S23+, S23 Ultra, Galaxy Note 10, 10+, 20, 20 Ultra, Galaxy Fold and newer, LG V40, V50, G7, G8 and newer
	10W	Galaxy S6 Edge+ S7 Active, S7 Edge, S7, S8, S8+, S9, S9+, Galaxy Note 5, 7FE, 8, 9, Z Fold 2, Z Fold 3, Z Flip, Z Flip 5G, Z Flip 3, Flip 4, Z Fold 4, Z Flip 5, and Z Fold 5 and newer, LG V30, V30S, V35 and newer.
Normal Charging	7.5W	iPhone 8, 8+, X, XR, XS, XS Max, SE2, 11 Pro Max, 11 Pro, 11, 12 Mini, 12 Pro Max, 12 Pro, 12, 13 Mini, 13 Pro Max, 13 Pro, 13, 14Pro Max, 14 Pro, 14 Plus, 14, 15Pro Max, 15 Pro, 15 Plus, 15 and newer.
	5W	Galaxy S6, S6 Edge, S6 Active, LG G6+, Qi-supported smartphone
	3W	AirPods 2nd, 3rd Gen and newer, AirPods Pro 1, 2nd generation and newer. * For 2nd gen AirPods, non-wireless model is not supported. All Apple Watch models, Galaxy Watch Series 1,2,3,4,5,6,7, Ultra Galaxy Buds, Buds Plus and newer. (Galaxy Watch Gear and Fit are not compatible.) * Compatible with all smart devices that supports wireless charging.

Image: A detailed compatibility chart for various smartphones, earphones, and smartwatches with their respective charging wattages on the mooas Flip Square.

6. SAFETY FEATURES

The mooas Flip Square is equipped with multiple safety mechanisms to protect your devices and ensure safe operation:

- **Foreign Object Detection (FOD):** Prevents charging when metal objects are detected on the charging surface, reducing heat and potential damage.
- **Overvoltage Protection (OVP):** Safeguards connected devices from excessive voltage input.
- **Temperature Sensor Control (TSC):** Monitors the device's temperature and prevents overheating.
- **Heat Dissipation:** An air hole on the bottom of the charger helps release heat, further preventing overheating.
- **Non-slip Silicone Pad:** Located on the bottom, this pad keeps the charger securely in place.

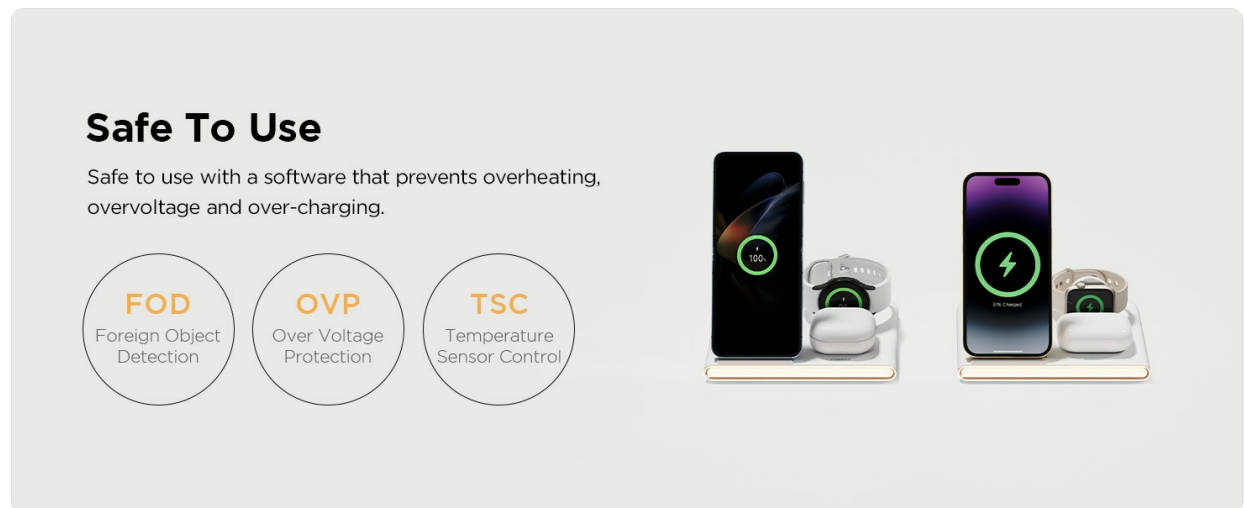


Image: Visual representation of the mooas Flip Square's safety features, including Foreign Object Detection (FOD), Overvoltage Protection (OVP), and Temperature Sensor Control (TSC).

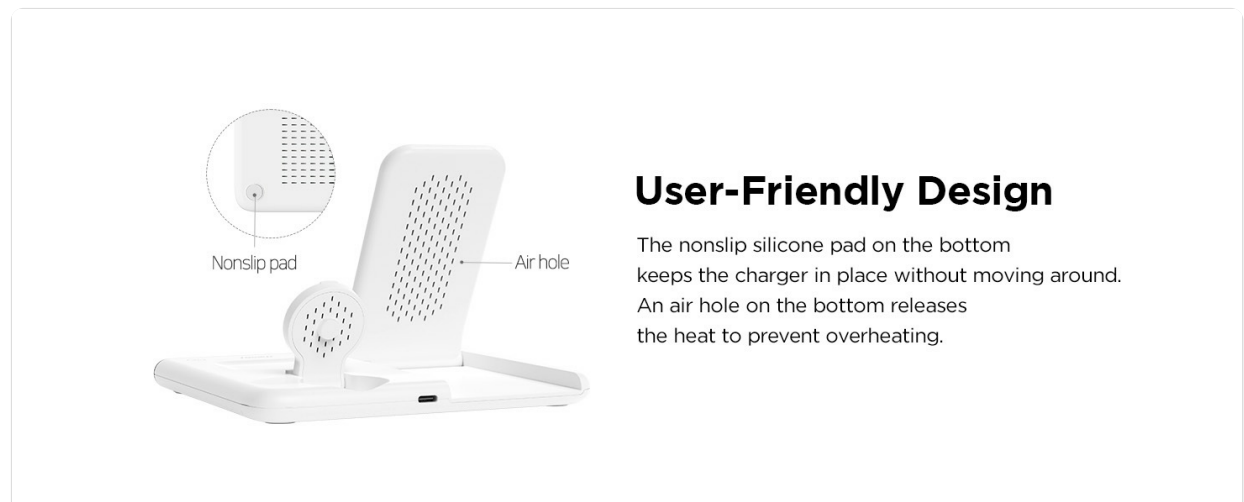


Image: A detailed view of the bottom of the mooas Flip Square, highlighting the nonslip silicone pad and the air hole for heat dissipation.

7. MAINTENANCE

- **Cleaning:** Disconnect the charger from the power source before cleaning. Use a soft, dry cloth to wipe the surface. Do not use liquid cleaners or aerosols.
- **Storage:** Store the device in a cool, dry place away from direct sunlight and extreme temperatures.
- **Handling:** Avoid dropping the device or subjecting it to strong impacts.

8. TROUBLESHOOTING

Common Issues and Solutions

Problem	Possible Cause	Solution
Device not charging or charging slowly.	<ul style="list-style-type: none">• Incorrect power adapter (e.g., 5V adapter).• Device not properly aligned on the charging coil.• Thick phone case interfering with charging.• Foreign object on the charging surface.• Charging multiple devices with a low wattage adapter.	<ul style="list-style-type: none">• Ensure a 9V/3A PD or QC 3.0 adapter is used.• Re-position the device to ensure it is centered on the charging area.• Remove thick phone cases.• Remove any metal objects from the charging surface.• Use a higher wattage adapter (e.g., 35W) when charging multiple devices simultaneously.
Nightlight not working or flickering.	<ul style="list-style-type: none">• Not properly connected to power.• Device malfunction.	<ul style="list-style-type: none">• Ensure the charger is securely connected to a power source.• Contact customer support if the issue persists.
Device feels warm during charging.	<ul style="list-style-type: none">• Normal operation (slight warmth is expected).• Misalignment or foreign object.	<ul style="list-style-type: none">• If excessive heat, check for proper alignment and remove any foreign objects.• The device has built-in temperature control to prevent overheating.

9. SPECIFICATIONS

Feature	Detail
Model Number	102651
Input Voltage	9V/3A (PD or QC 3.0 adapter required)
Total Wattage Output	Max 23W (Phone: 15W, Earphone: 5W, Watch: 3W)
Connector Type	USB Type-C
Dimensions (W x D x H)	5.98 x 5.31 x 0.73 inches
Weight	0.44 lbs (excluding cable)
Material	Acrylonitrile Butadiene Styrene (ABS), PC, Silicone
Operating Temperature	14-95°F (-10-35°C)
Safety Features	FOD, OVP, TSC, Heat Dissipation

Features

3 in 1 versatile wireless charging nightlight
Provides up to 23W wireless output. (Smartphone: 15W, Wireless earbuds: 5W, Smart Watch: 3W)
Use as nightlight or feeding light with soft light color.
Simultaneously charge 3 products.
Protects the device by preventing overheating and overvoltage.
Supports foreign object detection (FOD) and multiple circuit protection for safety.
An adjustable stand allows to use the smartphone freely while charging.
Extra convenient type C USB port that can be plugged in any direction.
Excellent visibility and viewing angle.
Convenient use of smartphone while charging with standing type wireless charger.

***Must be connected to 9V/3A PD or QC 3.0 adapter and 3A type-C fast charging cable for fast charging.
*5V adapter is not supported.**

Material: ABS, PC, Silicone (Nonslip pad)
Size: 5.98 x 5.31 x 0.73 in (W*D*H)
Weight: 0.44 lb (Excluding cable)
Input: DC 9V 3A
Output: Phone – Max. 15W, Watch: Max.3W, Earphone: Max.5W
Operating Temperature: 14-95°F
Components: Main body, Type-C USB cable (4.92 ft), Manual



Image: An infographic detailing the key features and technical specifications of the mooas Flip Square 3-in-1 wireless charger.

10. WARRANTY AND SUPPORT

The mooas Flip Square 3-in-1 Fast Wireless Charger Nightlight comes with a **1-year manufacturer's warranty** from the date of purchase.

For warranty claims, technical support, or any inquiries regarding your product, please contact mooas customer service through the retailer's platform or the official mooas website.

Please retain your proof of purchase for warranty validation.