



Manuals.plus /

› bojioderf /

› bojioderf Case for Powmus L381 10.4-Inch Tablet Instruction Manual

bojioderf L381

bojioderf Case for Powmus L381 10.4-Inch Tablet Instruction Manual

Model: L381 | Brand: bojioderf

INTRODUCTION

This manual provides instructions for the proper use and care of your bojioderf 360 Degree Rotation Multi-Viewing Angles PU Leather Stand Folio Cover, designed specifically for the Powmus L381 10.4-Inch Tablet. Please read these instructions carefully to ensure optimal performance and longevity of your product.

SETUP: INSTALLING YOUR TABLET

Follow these steps to securely install your Powmus L381 10.4-Inch Tablet into the case:

1. Open the folio cover completely.
2. Align your Powmus L381 tablet with the protective frame inside the case. Ensure all ports, buttons, and the camera opening are correctly aligned with the case cutouts.
3. Gently press the tablet into the frame until it is securely seated. The flexible frame will hold the tablet firmly in place.

COMPATIBLE WITH A LOT OF TABLET

Please kindly check your tablet size before purchase as shown

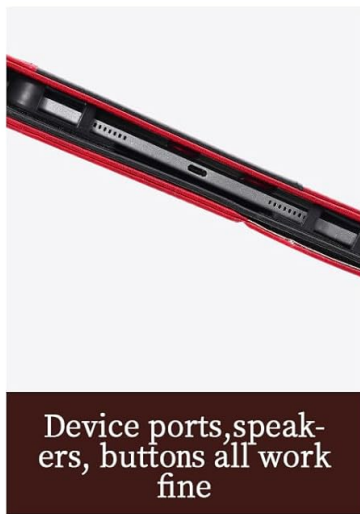


Figure 1: Tablet installation into the case, demonstrating proper fit and alignment.


The case is designed to provide all-around protection, covering every side and corner of your tablet while allowing full access to device ports, speakers, and buttons.

ALL-OVER- PROTECTION


Goes into every side & corner,



Device ports, speakers,
buttons all work
fine



Slim & Lightweight



It can protect the
plate very well

Figure 2: All-over protection, showing how the case covers the tablet's sides and corners.

OPERATING INSTRUCTIONS

Using the Multi-Viewing Stand

The case features an anti-slip strip design and 360-degree rotation capability, allowing for multiple viewing angles. This provides a stable stand for hands-free viewing.

1. To activate the stand function, fold the front cover back and position the tablet's edge into one of the anti-slip grooves.
2. For 360-degree rotation, gently rotate the tablet within its frame to switch between portrait and landscape orientations while maintaining the stand function.

MULTIPLE VIEWING

It turns into a convenient stand.
Frees your hands and gives you a
best viewing angle.

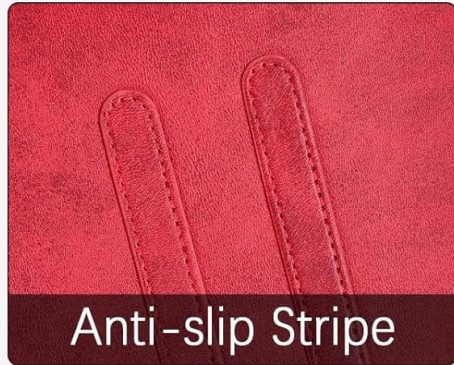


Figure 3: Multi-viewing stand setup with anti-slip stripe.

ADJUSTABLE MULTIPLE ANGLES

Supports multiple viewing angles with 360° free rotate



Figure 4: Adjustable multiple angles with 360-degree rotation.

Camera Access

The case includes a reserved back camera opening to support camera usage. It features three pre-cutouts to accommodate tablets with different camera positions, ensuring compatibility for most devices.

SUITABLE FOR DIFFERENT PLATES

The 3 pre-cutouts can be used by tablets with different camera positions



Figure 5: Camera cutouts for various tablet camera positions.

Storage Pocket

The case is equipped with a convenient storage pocket, ideal for carrying cards, documents, or cash.

STORAGE POCKET

The pocket is convenient for carrying cards, documents, and cash



Figure 6: Storage pocket for cards, documents, and cash.

MAINTENANCE AND CARE

To maintain the appearance and longevity of your PU leather case, follow these care instructions:

- **Cleaning:** Wipe the exterior surface with a soft, damp cloth. For stubborn dirt, use a mild soap solution and then wipe with a clean, damp cloth. Avoid harsh chemicals or abrasive cleaners.
- **Drying:** Allow the case to air dry completely. Do not use direct heat sources like hair dryers, as this can damage the material.
- **Storage:** Store the case in a cool, dry place away from direct sunlight when not in use.
- **Avoid Sharp Objects:** Keep the case away from sharp objects to prevent scratches or punctures.

TROUBLESHOOTING

- **Tablet Does Not Fit:** Ensure your tablet is a Powmus L381 10.4-Inch model. This case is specifically designed for this model.
- **Stand Instability:** Ensure the tablet's edge is firmly seated in one of the anti-slip grooves. Adjust the angle for better stability on flat surfaces.

- **Camera Obstruction:** Verify that the tablet is correctly aligned within the case frame, ensuring the camera lens aligns with one of the provided cutouts.
- **Auto-Sleep/Wake Function:** Please note that this case does **not** support any tablet's auto-sleep/wake function. This is a design characteristic of the product.

SPECIFICATIONS

Feature	Detail
Product Dimensions	0.39 x 0.39 x 0.39 inches
Item Weight	2.46 ounces
ASIN	B0DGL5HMTH
Special Features	Card insertion, Stash the change, Thickened anti-drop corner protector + folding stand
Form Factor	Flip Case
Color	Red
Material	Premium durable synthetic leather with soft anti-slip interior
Compatibility	Powmus L381 10.4-Inch Tablet
What's in the Box	1*Tablet Case

WARRANTY AND SUPPORT

This product is sold by Oujietong-us. For any issues or support inquiries, please contact the seller directly through the Amazon platform. The standard return policy allows for returns within 30 days of purchase for refund or replacement.

Manufacturer: SSPB-BT1