

Fastrack Astor FS2 Pro

Fastrack Astor FS2 Pro Smart Watch User Manual

Model: Astor FS2 Pro

1. INTRODUCTION

Welcome to the Fastrack Astor FS2 Pro Smart Watch user manual. This guide provides essential information for setting up, operating, maintaining, and troubleshooting your new smartwatch. The Astor FS2 Pro combines advanced technology with a premium design, featuring a 1.96-inch Super AMOLED display, Bluetooth calling, comprehensive health monitoring, and over 100 sports modes.



Image 1.1: Fastrack Astor FS2 Pro Smart Watch, Silver Metal variant.

2. PACKAGE CONTENTS

Ensure all items are present in the package:

- Fastrack Astor FS2 Pro Smart Watch
- Magnetic Charging Cable
- Quick Start Guide
- Warranty Card

3. SETUP

3.1. Charging the Smart Watch

Before initial use, fully charge your Fastrack Astor FS2 Pro. Connect the magnetic charging cable to the charging points on the back of the watch and to a standard USB power adapter (not included). The watch display will indicate charging status. A full charge provides up to 5 days of battery life, depending on usage.

3.2. Power On/Off

- **Power On:** Press and hold the functional crown button until the Fastrack logo appears.
- **Power Off:** From the watch face, swipe down to access quick settings, then tap the power icon, or navigate to Settings > System > Power Off.

3.3. App Installation and Pairing

To unlock the full potential of your smartwatch, download and install the **Fastrack Smart World App** on your smartphone.

1. Scan the QR code in the Quick Start Guide or search for "Fastrack Smart World App" in your smartphone's app store (Google Play Store for Android, Apple App Store for iOS).
2. Install the app and create an account or log in.
3. Enable Bluetooth on your smartphone.
4. Open the Fastrack Smart World App and follow the on-screen instructions to pair your Astor FS2 Pro. Ensure the watch is powered on and near your phone during pairing.
5. Confirm the pairing request on both your phone and watch.



Image 3.1: The 1.96-inch Super AMOLED display with 1000 nits peak brightness and 410x502 pixel resolution.

4. OPERATING YOUR SMART WATCH

4.1. Display and Navigation

The Astor FS2 Pro features a 1.96-inch Super AMOLED display with 1000 nits brightness and a functional crown for navigation.

- **Touch Screen:** Swipe left, right, up, or down to navigate through menus and notifications. Tap to select.
- **Functional Crown:** Rotate the crown to scroll through lists or adjust settings. Press the crown to return to the watch face or access the app menu.



Image 4.1: Premium metal design with a curved display and functional crown for intuitive navigation.

4.2. Bluetooth Calling (SingleSync)

The watch supports SingleSync Bluetooth calling, allowing you to make and receive calls directly from your wrist.

- Ensure your watch is paired with your smartphone via Bluetooth.
- When a call comes in, you can answer or reject it from the watch screen.
- Use the built-in microphone and speaker for conversations.

- Quick reply functionality is available for Android users.



Image 4.2: Uninterrupted connectivity with SingleSync BT Calling and an advanced chipset.

4.3. Sports Modes and Activity Tracking

The Astor FS2 Pro offers over 100 sports modes to track various physical activities. It monitors daily movement, steps, and calories burned.

- Access the sports modes from the app menu on your watch.
- Select your desired activity to start tracking.
- Review your activity data in the Fastrack Smart World App for detailed insights.

4.4. Health Monitoring

The watch provides a comprehensive health suite:

- **SpO2 Monitoring:** Measures blood oxygen saturation levels.
- **BP Monitoring:** Monitors blood pressure.
- **24x7 Heart Rate Monitoring:** Continuously tracks your heart rate.
- **REM Sleep Monitoring:** Analyzes sleep patterns, including REM sleep.

- **Stress and Mood Tracking:** Helps you understand your stress levels.
- **Breathing Rate:** Monitors your respiratory rate.
- **Hydration Alert:** Reminds you to drink water.
- **Women's Wellness Tracking:** Provides features for menstrual cycle tracking.



Image 4.3: Advanced health monitoring features including auto stress, 24x7 heart rate, SpO2, and sleep tracking.

4.5. Watch Faces and Customization

Personalize your watch with over 100 cloud watch faces available through the Fastrack Smart World App.

4.6. Other Smart Features

- **AI Voice Assistant:** Interact with your watch using voice commands.
- **SOS Function:** For emergency situations.
- **Password Lock:** Secure your watch with a passcode.
- **Find Phone:** Locate your paired smartphone.
- **Calculator:** A convenient tool on your wrist.



Image 4.4: Over 100 watch faces and 100+ sports modes, along with IP68 water resistance and up to 5 days battery life.

5. FASTRACK SMART WORLD APP

The Fastrack Smart World App is your central hub for managing your Astor FS2 Pro. It provides deep personalized insights into your health and fitness data, allows for watch face customization, and manages device settings. The app integrates with Google Fit and Apple Health for broader data synchronization.

Excellent Customer Support & Personalised Experiences

Fastrack Smart World App



Image 5.1: The Fastrack Smart World App interface, showing health and activity tracking, with integration for Google Fit and Apple Health.

6. MAINTENANCE

6.1. Cleaning

Regularly clean your smartwatch to ensure optimal performance and hygiene.

- Wipe the screen and watch body with a soft, lint-free cloth.
- For stubborn dirt, slightly dampen the cloth with water. Avoid using harsh chemicals or abrasive materials.
- Ensure the charging contacts are clean and dry before charging.

6.2. Water Resistance

The Fastrack Astor FS2 Pro has an IP68 water resistance rating. This means it is protected against dust ingress and can withstand immersion in water up to 1.5 meters for up to 30 minutes. It is suitable for daily use, such as washing hands or light rain exposure. However, it is not recommended for swimming, diving, or high-pressure water activities.

7. TROUBLESHOOTING

If you encounter issues with your Fastrack Astor FS2 Pro, refer to the following common solutions:

- **Watch not turning on:** Ensure the watch is fully charged. Connect it to the magnetic charging cable and a power source.
- **Cannot pair with smartphone:**
 - Ensure Bluetooth is enabled on your phone and the watch.
 - Make sure the watch is within range of your phone.
 - Restart both your watch and smartphone.
 - Clear the app's cache or reinstall the Fastrack Smart World App.
- **Inaccurate health data:** Ensure the watch is worn snugly on your wrist, not too tight or too loose. Clean the sensors regularly. Note that smartwatches are not medical devices and data should not be used for medical diagnosis.
- **Short battery life:** Reduce screen brightness, disable Always-On Display, limit frequent heart rate monitoring, and close unused apps.
- **Display unresponsive:** Restart the watch by pressing and holding the functional crown. If the issue persists, ensure the screen is clean and dry.

8. SPECIFICATIONS

Feature	Specification
Brand	Fastrack
Model Name	Astor FS2 Pro
Model Number	38147SM01K
Display Size	1.96 Inches (4.97 cm)
Display Type	Super AMOLED
Resolution	410*502 Pixels
Brightness	1000 Nits Peak Brightness
Connectivity	Bluetooth 5.3V
Battery Life	Up to 5 Days (typical usage)
Water Resistance	IP68
Health Monitoring	SpO2, BP, 24x7 Heart Rate, REM Sleep, Stress, Mood, Breathing Rate, Hydration Alert, Women's Wellness
Special Features	Activity Tracker, Multisport Tracker, Phone Call, AI Voice Assistant, SOS, Password Lock, Find Phone, Calculator
Compatible Devices	Smartphone (Android & iOS)

Item Weight	123 g
-------------	-------

9. WARRANTY AND SUPPORT

9.1. Warranty Information

Your Fastrack Astor FS2 Pro Smart Watch comes with a warranty. Please refer to the included Warranty Card for detailed terms and conditions, including the warranty period and coverage.





9.2. Customer Support


For any assistance, queries, or support regarding your Fastrack Astor FS2 Pro Smart Watch, please contact Fastrack customer care:

- **Toll-Free Number:** 1800-266-0123
- **Email:** customercare@titan.co.in

You may also visit the official Fastrack website for FAQs and additional support resources.

Related Documents - Astor FS2 Pro

	<p>Fastrack Reflex Beat+ Smartwatch User Manual: Features, Pairing & Setup</p> <p>Comprehensive user manual for the Fastrack Reflex Beat+ Smartwatch. Learn about its features, app installation, watch pairing, health tracking, and technical specifications.</p>
	<p>OY22E Smart Watch User Manual: Setup, Features, and Safety</p> <p>Comprehensive user manual for the OY22E Smart Watch by Fastrack. Learn how to set up, pair, use features like Bluetooth calls, health tracking, and understand safety guidelines and specifications.</p>
	<p>Fastrack Reflex VOX User Manual</p> <p>User manual for the Fastrack Reflex VOX smartwatch, detailing features like Alexa, 1.69" display, 10-day battery life, 5ATM water resistance, multiple sports modes, and health tracking. Includes setup, app functions, specifications, and FAQs.</p>
	<p>Fastrack S06 Smartwatch User Manual</p> <p>Comprehensive user manual for the Fastrack S06 Smartwatch, covering setup, features, maintenance, and safety information.</p>

<p>User Manual of Product 1: Fastrack Ultra New Reflex Beats Smartwatch (1) 100 Ultra Display (20) New Engineered Sports Modes (10) Waterproof (2) 7 Days Battery Life (10) Trackers (10) & Camera Control (2) Days Battery (10) (20)</p> <p>User Manual of Product 2: Fastrack New Reflex Beats Smartwatch (1) 100 Ultra (2) Display (20) New Engineered Sports Modes (10) Waterproof (2) 7 Days Battery Life (10) Trackers (10) & Camera Control (2) Days Battery (10) (20)</p>	<p>Fastrack Reflex Play Smartwatch User Manual: Setup, Features, and Troubleshooting</p> <p>Comprehensive user manual for the Fastrack Reflex Play smartwatch, covering setup, app connection, features like fitness tracking, heart rate monitoring, notifications, and troubleshooting guides.</p>
	<p>Fastrack FPods FT7 Truly Wireless Earpods Quick Start Guide</p> <p>Get started with your Fastrack FPods FT7 Truly Wireless Earpods. This guide covers setup, controls, features like 3C NitroFast Charge, Quad Mic ENC, and low latency gaming mode.</p>