

## SOKANY SK-7088

# SOKANY SK-7088 Food Chopper Stainless Steel Replacement Blade Instruction Manual

Model: SK-7088

Brand: SOKANY

## 1. INTRODUCTION

Welcome to the instruction manual for your SOKANY SK-7088 Food Chopper Stainless Steel Replacement Blade. This manual provides essential information for the safe and effective use, installation, and maintenance of your new blade. Please read it thoroughly before use and retain it for future reference.

## 2. SAFETY INSTRUCTIONS

- Always handle the blade with extreme care as it is very sharp.
- Keep out of reach of children.
- Ensure the food chopper is unplugged and turned off before installing or removing the blade.
- Never touch the cutting edges directly with your hands. Use appropriate tools or gloves if necessary.
- Inspect the blade for any damage before each use. Do not use if bent, cracked, or dull.
- This blade is designed for use only with the SOKANY SK-7088 food chopper. Do not attempt to use it with other appliances.


## 3. PACKAGE CONTENTS

- 1 x SOKANY SK-7088 Stainless Steel Replacement Blade

## 4. SETUP AND INSTALLATION

1. Ensure the SOKANY SK-7088 food chopper is unplugged from the power outlet.

2. Carefully remove the old blade from the chopper, if present.
3. Align the new stainless steel replacement blade with the central shaft of the food chopper.
4. Gently push the blade down onto the shaft until it is securely seated. Ensure it rotates freely without obstruction.
5. Once installed, reassemble the food chopper according to its original instructions.
6. Before first use, clean the blade as described in the "Maintenance and Care" section.



*This image displays the SOKANY SK-7088 stainless steel replacement blade. It features a white plastic central hub with a metal drive shaft at the top, and four curved, sharp stainless steel blades extending outwards. The blades are partially encased in clear plastic for structural support.*

## 5. OPERATING (PROPER USE)

The replacement blade functions identically to the original blade in your SOKANY SK-7088 food chopper.

- Always refer to your SOKANY SK-7088 food chopper's main instruction manual for specific operating procedures, food preparation guidelines, and safety precautions related to the chopper itself.
- Ensure the blade is correctly installed and the chopper lid is securely fastened before operating the appliance.
- Do not overload the chopper, as this can strain the motor and potentially damage the blade.

## 6. MAINTENANCE AND CARE

---

### Cleaning:

- After each use, unplug the food chopper and carefully remove the blade.
- Wash the blade immediately under running water using a mild dish soap and a brush to remove food residues.
- **Important:** Do not use a dishwasher. High temperatures and harsh detergents in dishwashers can cause the blade to deform or dull prematurely.
- Rinse thoroughly and dry immediately with a soft cloth to prevent water spots and rust.

### Storage:

- Store the blade in a safe place, preferably within the food chopper itself or in its original packaging, to prevent accidental injury and protect the cutting edges.
- Keep away from moisture.

## 7. TROUBLESHOOTING

---

### Blade not rotating:

- Ensure the blade is correctly seated on the central shaft.
- Check if the food chopper is properly assembled and the lid is securely closed.
- Verify that the food chopper is plugged in and powered on.

### Blade appears dull or damaged:

- If the blade shows signs of significant wear, bending, or damage, it should be replaced. Continued use of a damaged blade can be unsafe and ineffective.

For issues related to the food chopper unit itself, refer to the main SOKANY SK-7088 food chopper manual.

## 8. SPECIFICATIONS

---







Model:	SK-7088 (Replacement Blade)
Material:	Stainless Steel
Compatibility:	SOKANY SK-7088 Food Chopper
Package Dimensions:	Approximately 25 x 25 x 20 cm
Package Weight:	Approximately 300 g

## 9. WARRANTY AND SUPPORT

---

For warranty information and customer support regarding your SOKANY SK-7088 Food Chopper Stainless Steel Replacement Blade, please refer to the documentation provided with your original SOKANY SK-7088 food chopper or contact SOKANY customer service directly. Keep your proof of purchase for warranty claims.

Related Documents - SK-7088

 <p>SOKANY PICADOR DE ALIMENTOS</p> <p>MODELO: SK-7020 MANUAL DE INSTRUCCIONES</p>	<p><a href="#">SOKANY SK-7020 Food Chopper User Manual</a></p> <p>This manual provides instructions for the safe and effective use of the SOKANY SK-7020 Food Chopper, including safety precautions, operating instructions, cleaning, maintenance, and troubleshooting.</p>
 <p>SOKANY® Multi-Purpose Blender</p> <p>120-240V 50/60Hz 6000W</p>	<p><a href="#">SOKANY SK-999 Multi-Purpose Blender User Manual and Instructions</a></p> <p>Comprehensive guide for the SOKANY SK-999 Multi-Purpose Blender, covering setup, operation, cleaning, maintenance, and troubleshooting. Features 6000W power.</p>
 <p>SOKANY® MEAT GRINDER MODEL:SK-088 INSTRUCTION MANUAL</p> <p>220-240V 50/60Hz 1200W MADE IN P.R.C. RoHS</p>	<p><a href="#">SOKANY SK-088 Meat Grinder Instruction Manual</a></p> <p>Comprehensive instruction manual for the SOKANY SK-088 Meat Grinder, covering assembly, operation, cleaning, safety, and specifications. Learn how to use your SOKANY meat grinder effectively and safely.</p>
 <p>SOKANY® Multi-Purpose Blender</p> <p>120-240V 50/60Hz 6000W</p>	<p><a href="#">SOKANY Multi-Purpose Blender SK-666 User Manual</a></p> <p>Comprehensive user manual for the SOKANY Multi-Purpose Blender SK-666, covering product overview, usage instructions, troubleshooting, cleaning, maintenance, and safety guidelines.</p>
 <p>SOKANY® Steam Surge Pro 2400W</p>	<p><a href="#">SOKANY Steam Surge Pro 2400W Instruction Manual - User Guide</a></p> <p>Comprehensive instruction manual for the SOKANY Steam Surge Pro 2400W steam iron. Learn about safety instructions, core maintenance, troubleshooting, and usage guidelines for optimal performance.</p>
 <p>SOKANY MÁQUINA PARA HACER GOFRES Y SANDWICHES</p> <p>MODELO: SK-128 MANUAL DE INSTRUCCIONES</p>	<p><a href="#">Manual de Usuario SOKANY SK-128 Máquina para Gofres y Sandwiches</a></p> <p>Manual de usuario completo para la máquina SOKANY SK-128 para hacer gofres y sandwiches. Incluye instrucciones de seguridad, guía de uso, precauciones y consejos de limpieza.</p>