

## ganopterygon L70

# ganopterygon L70 Smart Watch User Manual

Model: L70

## 1. INTRODUCTION

Thank you for choosing the ganopterygon L70 Smart Watch. This manual provides essential information for setting up, operating, and maintaining your device. The L70 Smart Watch is designed to enhance your daily life with features such as call answering/making, heart rate monitoring, sleep tracking, pedometer, and over 120 sport modes. It is IP68 waterproof and compatible with both Android and iOS devices.

## 2. WHAT'S IN THE BOX

Upon unboxing your ganopterygon L70 Smart Watch, please ensure all the following items are present:

- 1 x ganopterygon L70 Smart Watch
- 1 x USB Magnetic Charger
- 1 x User Manual

## 350mAh Battery

**30** Days  
Standby time

**10** Days  
Battery life

**2** Hours  
Charging time



Figure 2.1: Package Contents of the L70 Smart Watch. This image displays the smartwatch, its magnetic charging cable, and the included user manual, illustrating what comes with the product.

### 3. PRODUCT OVERVIEW

The ganopterygon L70 Smart Watch features a 1.85-inch HD touch screen and a comfortable silicone band. It is designed for ease of use with a single side button for screen activation and a highly responsive touchscreen interface for navigation.



Figure 3.1: Front view of the L70 Smart Watch. The main image shows the watch face with time, heart rate, steps, and distance. Smaller insets illustrate the incoming call interface, a dial pad for making calls, and a contact list, highlighting the watch's communication features.

Your browser does not support the video tag.

Video 3.1: Smartwatch Function Test and Appearance Display. This video provides a detailed look at the physical design of the ganopterygon L70 Smart Watch, including its silicone band and the slot for tucking the band. It also demonstrates the responsiveness of the touchscreen interface, showing quick navigation through various screens like activity, blood pressure, and oxygen levels. The video highlights the ease of changing watch faces directly from the connected smartphone app and showcases the built-in sensors on the back of the watch for health monitoring.

## 4. SETUP

To begin using your L70 Smart Watch, you need to pair it with your smartphone via the Da Fit application. The watch is compatible with Android 4.4 and iOS 9.0 and above (not applicable to PCs or tablets).

### 4.1. Initial Pairing

1. **Download Da Fit App:** Search for "Da Fit" in your smartphone's app store (Google Play Store for Android or Apple App Store for iOS) and install it.

2. **Enable Bluetooth:** Turn on Bluetooth on your smartphone.
3. **Add Device in Da Fit:** Open the Da Fit app, navigate to the device section, and select "Add Device".
4. **Connect to L70:** The app will search for nearby devices. Select "L70" from the list to establish the connection.

## 4.2. Enabling Answer/Call Function

For full call functionality, an additional Bluetooth connection is required:

1. **Access Phone's Bluetooth Settings:** Go to your smartphone's native Bluetooth settings (outside the Da Fit app).
2. **Find L70 Model:** Look for another "L70" entry in the list of available or previously paired devices. This is separate from the data connection.
3. **Click and Connect:** Select this "L70" entry and click "Connect". Once connected, you will be able to make and receive calls directly from your watch.

## Size & Package Contents

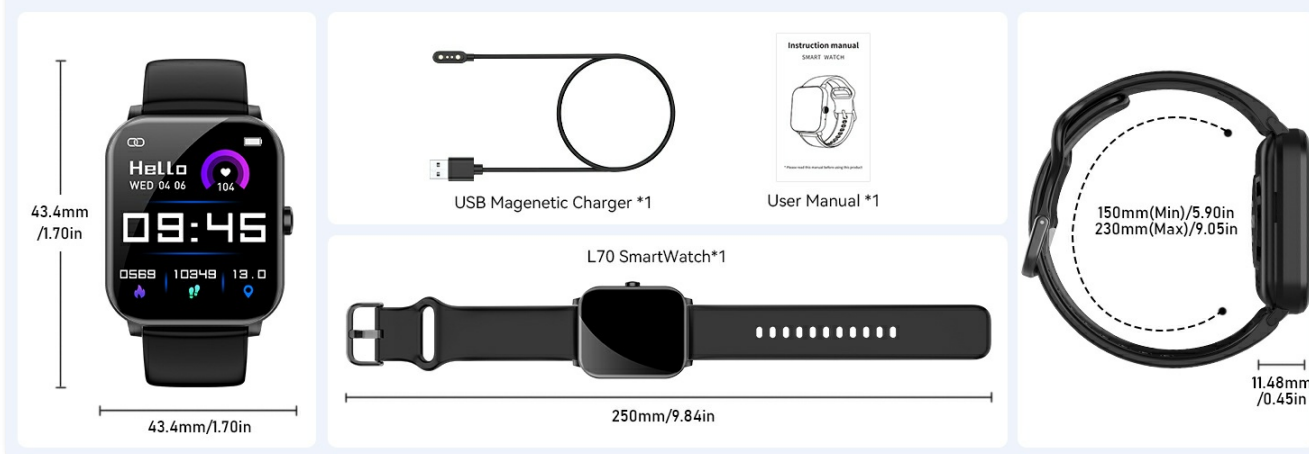


Figure 4.1: Smart Watch Setup and Call Function Activation. This diagram illustrates the two-step process for setting up the L70 Smart Watch: first, downloading the Da Fit app and connecting the device for data sync, and second, connecting the watch via the phone's Bluetooth settings to enable call answering and making.

## 5. OPERATING YOUR SMART WATCH

### 5.1. Customizing Watch Faces

The Da Fit app offers over 100 personalized watch faces. You can browse the face gallery within the app and download new designs to customize your watch's appearance. You can also use your favorite photos as watch faces.



# 100+ Built in Watch Faces in Da Fit app

Customize Your Watch Face




Figure 5.1: 100+ Built-in Watch Faces. This image showcases a variety of digital and analog watch faces available for the L70 Smart Watch through the Da Fit app, emphasizing customization options.

## Blood Oxygen Monitoring

Monitor oxygen balance and display SpO2 in real time to ensure a healthier, more regular metabolism.

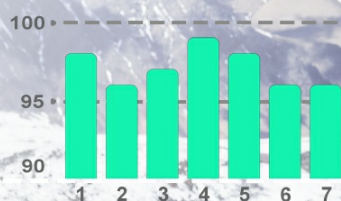


Figure 5.2: Built-in Watch Faces in Da Fit App. This image illustrates the extensive library of watch faces available through the Da Fit app, allowing users to personalize their smartwatch with various designs or even their own photos.

### 5.2. Call Functionality

Once properly paired, you can make and answer calls directly from your L70 Smart Watch. The watch includes a built-in microphone and speaker, allowing for hands-free communication. You can also view contacts and call logs on the watch screen.



Figure 5.3: Answer/Make Call on Smart Watch. This image demonstrates the L70 Smart Watch's capability to make and answer calls directly from the wrist, showing the call interface, dial pad, and call logs.

### 5.3. Notifications

The L70 Smart Watch supports email, SMS text messages, and various app notifications, keeping you connected without needing to constantly check your phone. Please note that direct replies to messages are not supported on the watch.



Figure 5.4: Check Message and Notifications. This image highlights the smartwatch's ability to display notifications from various applications, allowing users to stay informed directly from their wrist.

### 5.4. Smart Voice Assistant

Activate the Smart Voice Assistant on your L70 Smart Watch to control smart devices, set alarms, check the weather, and more, all through voice commands. Voice feedback is available through the watch's speaker.





Figure 5.5: Smart Voice Assistant. This image illustrates the voice assistant feature of the L70 Smart Watch, enabling users to control various functions and get information using voice commands.

## 5.5. Health Tracking (24/7)

The L70 Smart Watch provides continuous health monitoring, helping you stay informed about your well-being.

- **Heart Rate Monitoring:** Records real-time heart rate, resting heart rate, and heart rate zones, synced to the mobile app.
- **Sleep Quality Monitoring:** When connected to the app and worn correctly (not too loosely), the watch monitors deep sleep, light sleep, REM, and awake times.
- **Blood Oxygen Monitoring (SpO2):** Monitors oxygen balance and displays SpO2 in real-time for healthier metabolism.
- **Blood Pressure Monitoring:** Provides blood pressure measurements.
- **Pedometer:** Tracks your steps throughout the day.
- **Women's Health:** Reminders for menstrual, ovulation, and safe periods when enabled in the Da Fit app.



Figure 5.6: 24/7 Health Tracking. This image illustrates the comprehensive health tracking capabilities of the L70 Smart Watch, including sleep data, blood pressure, heart rate, and blood oxygen monitoring.



Figure 5.7: Heart Rate Monitoring. This image shows the heart rate monitoring feature of the smartwatch, displaying a graph of heart rate data over a 24-hour period with different heart rate zones.



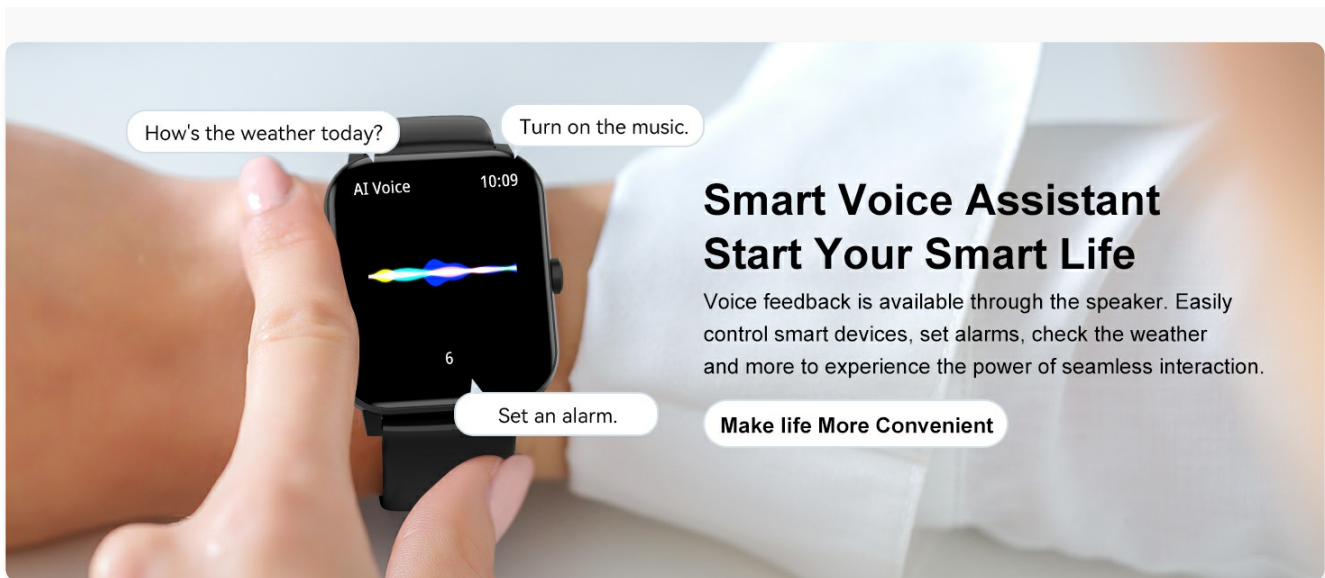


Figure 5.8: Sleep Quality Monitoring. This image illustrates the sleep tracking function of the L70 Smart Watch, showing how it records sleep duration and categorizes sleep stages (Deep Sleep, Light Sleep, REM, Awake).



Figure 5.9: Blood Oxygen Monitoring. This image depicts the smartwatch's ability to monitor blood oxygen levels (SpO2) in real-time, displayed as a bar graph for easy interpretation.

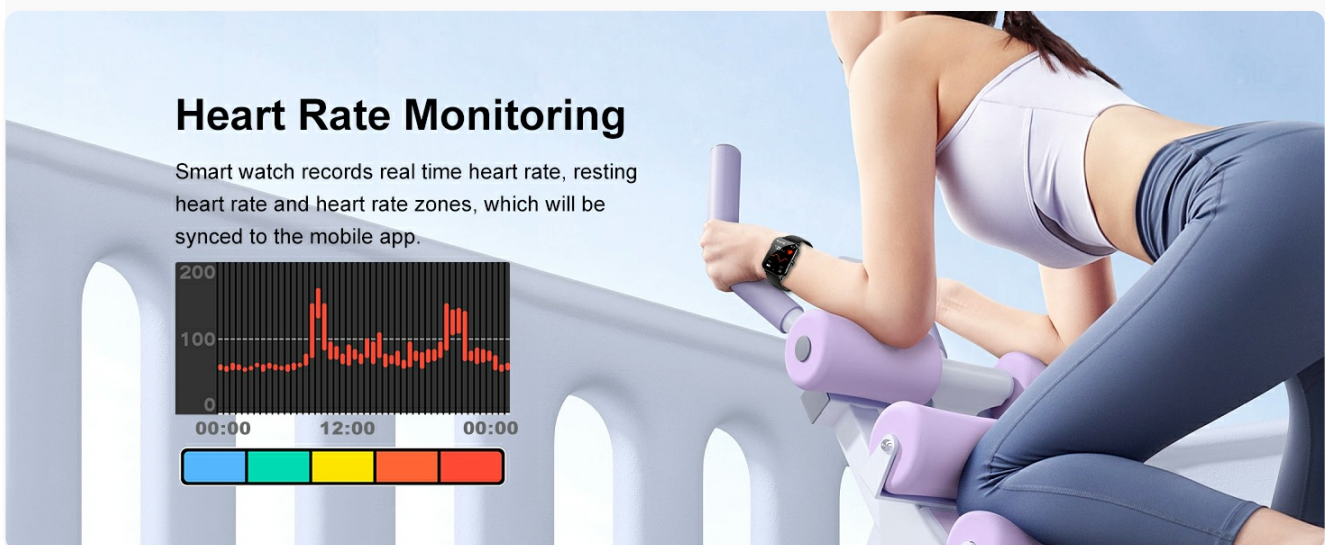


Figure 5.10: Comprehensive Care for Women's Health. This image illustrates the women's health tracking feature, showing a calendar interface that displays menstruation, prediction, and ovulation periods when enabled in the Da Fit app.

5.6. Sport Modes (120+)

The L70 Smart Watch supports over 120 sport modes, allowing you to track various activities accurately. Its IP68 waterproof rating ensures durability during workouts and in wet conditions.



120+  
Sport Modes  
Fitness Tracker



IP68 WaterProof



Figure 5.11: 120+ Sport Modes Fitness Tracker. This image highlights the extensive range of sport modes and the IP68 waterproof rating of the L70 Smart Watch, showing it in use during various physical activities.



## Sleep Quality Monitoring

When using the "Sleep Monitor" function, you need to keep the smart watch connected to the app and do not wear it too loosely.

Deep Sleep Light Sleep REM Awake



Figure 5.12: Smartwatch Features for Daily Life. This image displays several practical features of the L70 Smart Watch, including a smart alarm clock, stopwatch, sedentary reminders, and breathing training, designed to support daily routines and well-being.

### 5.7. Other Multifunctional Features

The L70 Smart Watch integrates several other useful features to simplify your daily tasks:

- **Music Control:** Control music playback on your phone directly from the watch.
- **Weather Forecast:** Get real-time weather updates.
- **Alarm Clock:** Set multiple alarms.
- **Camera Controls:** Use the watch as a remote shutter for your phone's camera.
- **Flashlight:** A simple flashlight function.
- **Games:** Includes basic games for entertainment.
- **Sedentary Reminder:** Prompts you to move after periods of inactivity.
- **Drinking Water Reminder:** Helps you stay hydrated.
- **Find Phone:** Helps locate your paired smartphone.



# Multifunctional Smart Watch

Make Your Life Easier



Figure 5.13: Multifunctional Smart Watch. This image provides a visual overview of the diverse functions available on the L70 Smart Watch, including health monitoring, activity tracking, and smart utilities.

## Comprehensive Care for Women's Health

Remember your period. When you open the DaFit app device reminder, the watch interface displays whether you are on your period, ovulation or safe period that day.



Figure 5.14: Smartwatch Connectivity Features. This image highlights the L70 Smart Watch's capabilities for camera control, weather forecasting, music control, and the 'Find Phone' function, demonstrating its integration with smartphone features.

## 6. MAINTENANCE

### 6.1. Charging Your Smart Watch

The L70 Smart Watch is equipped with a 350mAh battery. Use the provided USB magnetic charger to charge the device. Simply align the magnetic end of the cable with the charging contacts on the back of the watch. A full charge typically takes approximately 2 hours.



Figure 6.1: 350mAh Battery Charging. This image shows the L70 Smart Watch connected to its magnetic USB charger, illustrating the charging process and the location of the charging contacts on the back of the device.



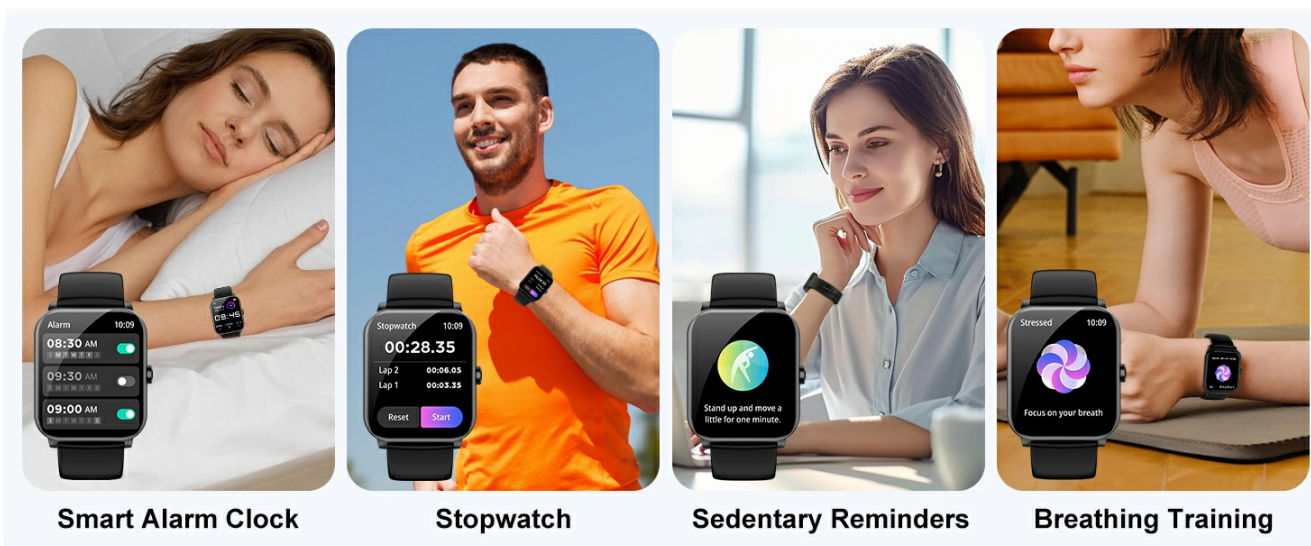


Figure 6.2: Battery Life Time. This image provides an overview of the L70 Smart Watch's battery specifications, including its 350mAh capacity, magnetic charging method, 2-hour charging time, and different usage modes (Power Saving, Standby, Normal).

## 6.2. Waterproofing

The L70 Smart Watch has an IP68 waterproof rating. This means it is protected against dust ingress and can withstand immersion in water up to 1.5 meters for up to 30 minutes. It is suitable for daily use, including hand washing, rain, and light swimming. However, it is not recommended for hot showers, saunas, or diving, as steam and high water pressure may compromise the seal.

## 7. TROUBLESHOOTING

If you encounter any issues with your ganopterygon L70 Smart Watch, please refer to the following common solutions:

- **Watch not turning on:** Ensure the watch is fully charged. Connect it to the magnetic charger and allow it to charge for at least 30 minutes before attempting to power it on again.
- **Cannot pair with phone:**
  - a. Ensure Bluetooth is enabled on your phone and the watch.
  - b. Make sure the Da Fit app is installed and updated to the latest version.
  - c. Restart both your phone and the watch.
  - d. Forget the device in your phone's Bluetooth settings and try pairing again through the Da Fit app.
- **Call function not working:** Verify that both Bluetooth connections (one for data, one for calls) are established in your phone's Bluetooth settings. The call connection often appears as a separate "L70" entry.
- **Inaccurate health data:** Ensure the watch is worn snugly on your wrist, about one finger's width from your wrist bone. Clean the sensors on the back of the watch regularly.
- **Notifications not appearing:** Check notification permissions for the Da Fit app in your phone's settings. Ensure the app is running in the background and not being restricted by battery optimization settings.
- **Screen unresponsive:** Try pressing the side button to wake the screen. If unresponsive, restart the watch. If the issue persists, ensure the watch is charged.

For further assistance, please contact ganopterygon customer support.

## 8. SPECIFICATIONS



Below are the technical specifications for the ganopterygon L70 Smart Watch:

| Feature                 | Specification                     |
|-------------------------|-----------------------------------|
| Brand                   | ganopterygon                      |
| Model Number            | L70                               |
| Screen Size             | 1.85 Inches                       |
| Visible Screen Diagonal | 2" / 5 cm                         |
| Band Material Type      | Silicone                          |
| Band Width              | 22 Millimeters                    |
| Closure Type            | Clasp                             |
| Battery                 | 1 A battery required (included)   |
| Item Weight             | 3.2 ounces                        |
| Package Dimensions      | 6.5 x 3.39 x 0.75 inches          |
| Waterproof Rating       | IP68                              |
| Compatibility           | Android 4.4 and iOS 9.0 and above |

## 9. WARRANTY AND SUPPORT






ganopterygon is committed to providing high-quality products and excellent customer service. Your L70 Smart Watch comes with the following support:

- **Lifetime Support:** We offer lifetime support and aim to provide satisfied solutions for any inquiries or issues you may have.
- **2 Years Free Replacement:** Enjoy a 2-year free replacement policy for eligible product defects.

For any support needs, please refer to the contact information provided in your product packaging or visit the official ganopterygon store on Amazon.



Figure 9.1: ganopterygon Brand Logo. This image displays the official logo of the ganopterygon brand, representing the manufacturer of the L70 Smart Watch.

|   |   |
|---|---|
|   | <p><a href="#">A8 Wireless Earbuds User Manual - Bluetooth 5.3 Headphones</a></p> <p>User manual for A8 Wireless Earbuds with Bluetooth 5.3, HD Mic, IPX7 Waterproof, and LED Power Display. Covers setup, pairing, touch controls, basic parameters, maintenance, and safety instructions.</p>   |
|    | <p><a href="#">RoboVac L70 Hybrid User Manual</a></p> <p>Comprehensive user manual for the RoboVac L70 Hybrid, detailing setup, operation, maintenance, and troubleshooting for efficient floor cleaning.</p>   |
|   | <p><a href="#">Quectel Module Secondary SMT User Guide</a></p> <p>This user guide provides detailed instructions and requirements for the secondary SMT (Surface Mount Technology) and desoldering processes of Quectel modules in LCC or LGA packages. It covers chip mounter requirements, soldering specifications, stencil design, mounting procedures, reflow soldering profiles, desoldering techniques, and repair instructions.</p> |
|  | <p><a href="#">Topping L70 Full Balanced NFCA Headphone Amplifier User Manual</a></p> <p>Comprehensive user manual for the Topping L70 Full Balanced NFCA Headphone Amplifier, covering setup, operation, and specifications.</p>   |
|  | <p><a href="#">Light Fixture Assembly and Installation Guide</a></p> <p>Detailed instructions for assembling and installing a light fixture, including safety precautions and step-by-step guidance for wiring and shade attachment. Includes lampshade model numbers.</p>  |
|  | <p><a href="#">Setracker 2 User Manual: Comprehensive Guide to GPS Watches and Trackers</a></p> <p>Detailed user manual for the Setracker 2 app and GPS tracking devices. Covers setup, features, troubleshooting, and model compatibility for children's and adult GPS watches and trackers.</p>   |