

Oilsky M502

Oilsky M502 MP3 Player User Manual

Model: M502 | Brand: Oilsky

INTRODUCTION

This manual provides detailed instructions for the safe and efficient use of your Oilsky M502 MP3 Player. Please read this manual thoroughly before operating the device and retain it for future reference. The Oilsky M502 is a versatile multimedia player featuring Android 13.0, Wi-Fi, Bluetooth, dual cameras, and a 5.5-inch touchscreen.



Image: Front and rear view of the Oilsky M502 MP3 Player, showcasing its sleek design and camera lens.

WHAT'S IN THE BOX

Carefully unpack your Oilsky M502 MP3 Player and check for the following items:

- 1x Oilsky M502 Music Player
- 1x USB Cable
- 1x Wired Earphones
- 1x Screen Protector
- 1x Protective Case
- 1x User Manual (this document)



Image: All items included in the Oilsky M502 MP3 Player package, neatly arranged.

SETUP

1. Charging the Device

Before first use, fully charge the device using the provided USB cable and a compatible USB power adapter (not included). The charging indicator will show the battery status.

2. Powering On/Off

- **To Power On:** Press and hold the Power button until the screen lights up.
- **To Power Off:** Press and hold the Power button, then select 'Power Off' from the options on the screen.

3. Initial Setup

Upon first power-on, follow the on-screen prompts to select your language, connect to a Wi-Fi network, and configure basic settings. The device runs on Android 13.0 with an MTK octa-core processor for smooth performance.

Powerful system and chip

Equipped with high-performance Android 13.0 system and MTK 6762 octa-core chip, it runs smoothly without lag, has lower power consumption, better heat control, greatly improved system stability, and brings a long-lasting and smooth user experience.



Image: Visual representation of the device's powerful system, highlighting Android 13.0 and the MTK 6762 octa-core chip.

4. Inserting a MicroSD Card (Optional)

The device supports MicroSD card expansion up to 1TB. Locate the MicroSD card slot, gently insert the card with the gold contacts facing down, and push until it clicks into place. This expands the already generous 128GB internal storage.

Larger Storage Space to Treasure All Your Music

Built-in 4GB RAM and 128GB ROM, equipped with MTK octa-core processor, running smoothly without lag. Supports SD card expansion, up to 1TB, massive storage at will.




Image: Diagram illustrating the device's storage capabilities, including 4GB RAM, 128GB ROM, and support for up to 1TB MicroSD card expansion.

OPERATING INSTRUCTIONS

1. Basic Navigation

The Oilsky M502 features a 5.5-inch Full HD touchscreen. Navigate by tapping icons, swiping across the screen, and using pinch-to-zoom gestures where applicable.

2. Connecting to Wi-Fi

Go to **Settings > Network & internet > Wi-Fi**. Turn on Wi-Fi, select your desired network, and enter the password if prompted. The device supports dual-band 2.4GHz/5GHz Wi-Fi for stable online streaming.

3. Bluetooth Connectivity

To connect to Bluetooth headphones, speakers, or other devices:

1. Go to **Settings > Connected devices > Connection preferences > Bluetooth**
2. Turn on Bluetooth.
3. Ensure your Bluetooth accessory is in pairing mode.
4. Select the accessory from the list of available devices to pair.

Bluetooth 5.0 supports bidirectional file transfer with mobile phones and computers.

MP3 Player with Bluetooth 5.0

It adopts Bluetooth 5.0 protocol and built-in dual-band 2.4GHz/5GHz wireless WiFi, which has stronger anti-interference ability, more stable signal transmission, and a seamless wireless experience.



Image: The MP3 player connected via Bluetooth 5.0 to a speaker, headphones, mobile phone, and computer.

4. Music Playback

The device comes with a professional-quality music player. It supports various audio formats including MP3, WAV, APE, FLAC, and AAC. You can scan folders to import songs, create playlists, and search by keywords.

Powerful Music App-HiByMusic player

Music formats supported: MP3, WAV, APE, FLAC, AAC



Image: The music player interface displaying options for song categories, search, playlist creation, online lyrics/covers, and equalizer settings.

For online streaming, popular apps like Spotify, Pandora, Amazon Music, Audible, Tidal, and Deezer are pre-installed. You can stream music directly via Wi-Fi.

Streaming Smart Mp3 Player

With built-in local music player and mainstream streaming platforms you can enjoy a library of tens of millions of songs and experience high-definition lossless sound quality, so that every moment will be accompanied by moving melodies.



Image: The device screen showing icons for popular streaming services and apps, indicating its smart streaming capabilities.

Puissante application musicale - lecteur HiByMusique

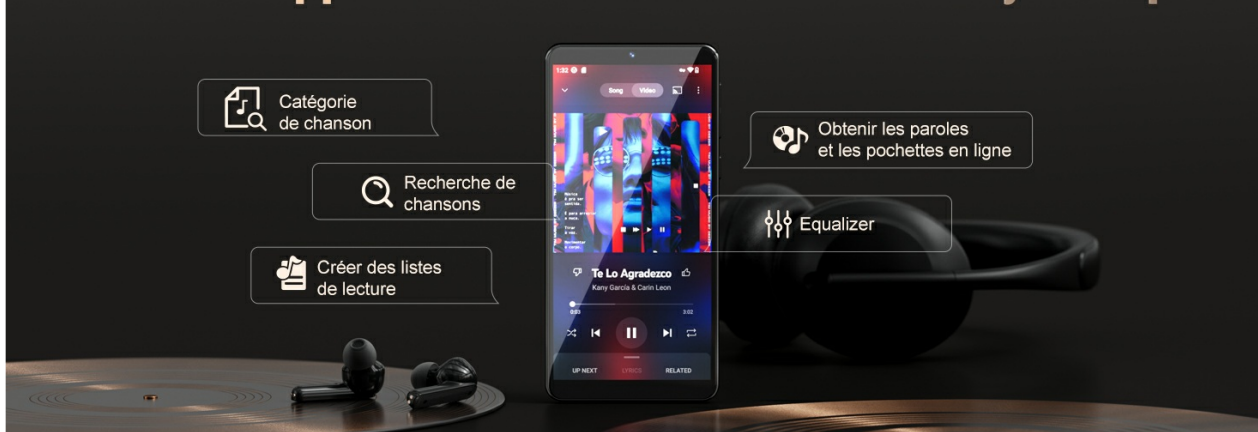


Image: Features of the powerful HiByMusic application, including song categorization, search, playlist creation, and online lyrics/covers.

5. Video Playback

The 5.5-inch Full HD screen (1440x720 resolution) supports 720P/1440P HD video playback. Compatible formats include AVI, MKV, RMVB, and MP4. The device also includes practical tools like a clock, recorder, FM radio, and e-reader.



Image: The device screen showing a high-definition video, emphasizing its 5.5-inch full-touch screen and 720x1440 resolution.

MX Player Pro Player

Prise en charge de la plupart des formats vidéo

 5,5 pouces Écran tactile	 720*1440px Résolution
 Boucle ou aléatoire	 IPS IPS Angle de vision plus large
 Vitesse de lecture variable	 Prise en charge de la minuterie de mise en veille
 Zoom/expansion de la gestuelle	 Reprise de la dernière lecture



Image: Features of the MX Player Pro, including support for various video formats, IPS wide viewing angle, variable playback speed, and gesture zoom.

6. Using the Camera

The device is equipped with a 13-megapixel rear camera and a 5-megapixel front camera. Open the Camera app to take high-definition photos and videos. You can share your captured moments directly to social media via the device.



Image: Demonstrates the 13MP rear camera capturing a city skyline and the 5MP front camera taking a group selfie.



Image: Illustrates the capabilities of the 5MP front camera for selfies and the 13MP rear camera for capturing landscapes.

7. App Management and Parental Controls

The Android 13.0 operating system allows you to install additional applications from the Google Play Store and update existing ones. You can also easily uninstall unnecessary apps to save memory.



Image: The device screen displaying various popular apps available for download from the Google Play Store.



Image: A hand interacting with the touchscreen to uninstall a pre-installed application, illustrating ease of app management.

Parental control features are included, allowing you to set restrictions on content access and screen time, ensuring children can only access age-appropriate content.



Image: A family using the device, with an overlay showing parental control settings like daily limits and app restrictions.

8. File Transfer

Connect the device to a computer using the USB cable. The device will appear as a removable storage device, allowing you to drag and drop files (music, videos, photos) to and from its internal storage or MicroSD card.

MAINTENANCE

1. Cleaning

Use a soft, dry, lint-free cloth to clean the device. Avoid using abrasive cleaners or solvents that may damage the screen or casing.

2. Software Updates

Periodically check for software updates in **Settings > System > System update** to ensure optimal performance and access to the latest features.

3. Storage Management

Regularly manage your storage by deleting unnecessary files or uninstalling unused applications to maintain device performance. Utilize the MicroSD card for large media files.

TROUBLESHOOTING

- **Device not turning on:** Ensure the battery is charged. Connect to a power source and try again.
- **Screen unresponsive:** Try restarting the device by holding the power button. If unresponsive, perform a forced restart (refer to device specifications for button combination, usually Power + Volume Down).
- **Cannot connect to Wi-Fi/Bluetooth:** Ensure Wi-Fi/Bluetooth is enabled in settings. Check if other devices can connect to the network/accessory. Restart the device and the router/accessory.
- **Apps crashing or slow performance:** Close background applications. Clear app cache (Settings > Apps > [App Name] > Storage & cache > Clear cache). Ensure sufficient storage space.
- **No sound:** Check volume levels. Ensure headphones are properly connected or Bluetooth device is paired and connected.

SPECIFICATIONS

Feature	Detail
Model Number	M502
Brand	Oilsky
Operating System	Android 13.0
Processor	MTK Octa-core

RAM	4GB
Internal Storage	128GB
Expandable Storage	Up to 1TB MicroSD card
Screen Size	5.5 inches
Display Resolution	1440 x 720 (Full HD)
Display Technology	LED or LCD, IPS
Rear Camera	13 Megapixels
Front Camera	5 Megapixels
Wi-Fi	Dual-band (2.4GHz/5GHz)
Bluetooth	Version 5.0
Battery Capacity	2500mAh Lithium-polymer
Music Playback Time	Up to 30 hours
Video Playback Time	Up to 5 hours
Supported Audio Formats	MP3, WAV, APE, FLAC, AAC
Supported Video Formats	AVI, MKV, RMVB, MP4
Special Features	Built-in speaker, FM Radio, E-reader, Parental Controls
Color	Black
Origin	China

Puissance informatique puissante

Intégré 4 Go de RAM et 128 Go de ROM, équipé d'un processeur MTK à 8 cœurs. Il est également équipé d'un emplacement pour carte SD pour étendre la capacité de stockage externe jusqu'à 1 To.

4Go
RAM

MTK 8-Core

128Go
ROM

1TO

128GB



Image: Overview of the device's powerful computing capabilities, including 4GB RAM, 128GB ROM, MTK 8-core processor, and 1TB external storage support.

Prise en charge de plusieurs formats

Formats musicaux:

MP3

WAV

APE

FLAC

AAC

Formats vidéo:

AVI

MKV

RMVB

MP4

MPG

MOV



Image: Icons representing various supported music (MP3, WAV, APE, FLAC, AAC) and video (AVI, MKV, RMVB, MP4, MOV) formats.

Oilsky M502

Lecteur de musique en streaming

128 Go stockage	Android 13.0
Écran tactile complet	WiFi
Bluetooth 5.0	Caméras avant et arrière



Image: A summary of the Oilsky M502's key features, including 128GB storage, Android 13.0, full-touch screen, Wi-Fi, Bluetooth 5.0, and front/rear cameras.

Large-Capacity Battery

Built-in 2500mAh lithium-ion battery, with intelligent low-power solution, supports 30 hours of continuous music playback or 5 hours of video viewing, allowing you to immerse yourself in the joy of music and dance.



30 hrs
music



5 hrs
video




Image: Illustrates the device's large-capacity 2500mAh battery, providing up to 30 hours of music playback or 5 hours of video viewing.

WARRANTY AND SUPPORT

Warranty Information

The Oilsky M502 MP3 Player comes with a manufacturer's warranty. Please refer to the warranty card included in your package for specific terms and conditions. Keep your proof of purchase for warranty claims.

Customer Support

For any questions, technical assistance, or support regarding your Oilsky M502 MP3 Player, please do not hesitate to contact our customer service team. We are committed to providing assistance and ensuring your satisfaction.

Contact information can typically be found on the Oilsky official website or through your purchase platform.

