

[Manuals.plus](#) /

› [IFSEB](#) /

› IFSEB Vanity US04 Makeup Vanity with Glass Top and LED Lights User Manual

IFSEB Vanity US04

IFSEB Vanity US04 Makeup Vanity with Glass Top and LED Lights User Manual

Model: Vanity US04 | Brand: IFSEB

1. INTRODUCTION

This manual provides detailed instructions for the assembly, operation, and maintenance of your IFSEB Vanity US04 Makeup Vanity. Please read this manual thoroughly before assembly and use to ensure proper function and longevity of your product.



Image 1.1: The IFSEB Vanity US04 Makeup Vanity in white, featuring a large mirror with surrounding LED bulbs, a glass top, multiple drawers, and two lower cabinets with internal lighting.

Product Features:

- **Adjustable LED Lighting:** The vanity table is equipped with two switches to control the bulb on the mirror and the light strips in the drawers and cabinets. Both the bulb and the light strip offer 3 adjustable modes (Cold White, Warm White, Warm Yellow) and adjustable brightness levels.
- **Ample Storage Space:** Features four shelves, a spacious composite glass tabletop, three drawers, and two cabinets for organizing belongings.
- **Transparent Desktop and Cabinet Doors:** Allows for easy visibility and access to beauty tools and stored items.
- **Built-in Power Outlet:** Includes 2 AC outlets (125V/12A) and 2 USB ports (5V/2A) with a 6-foot power cord for convenient charging and powering devices.
- **Pearl Cotton Packaging:** Utilizes pearl cotton for packaging to minimize damage during transit and reduce airborne particles during unpacking.

2. SETUP AND ASSEMBLY

The IFSEB Vanity US04 requires assembly. All parts are neatly packaged and clearly labeled. Follow the included assembly instructions carefully. While the instructions are designed to be easy to follow, assembly may take several hours and is recommended for two people for certain steps, such as attaching the mirror and vanity top to the cabinets.

Important Assembly Notes:

- Ensure all components are present before beginning assembly. Refer to the parts list in your separate assembly guide.
- Use appropriate tools as specified in the assembly guide. Do not overtighten screws, as this may damage the material.
- The mirror component should be handled with care. Pay close attention to the orientation of the mirror during attachment.
- The product is packaged with pearl cotton to minimize damage during transit and reduce airborne particles during unpacking.

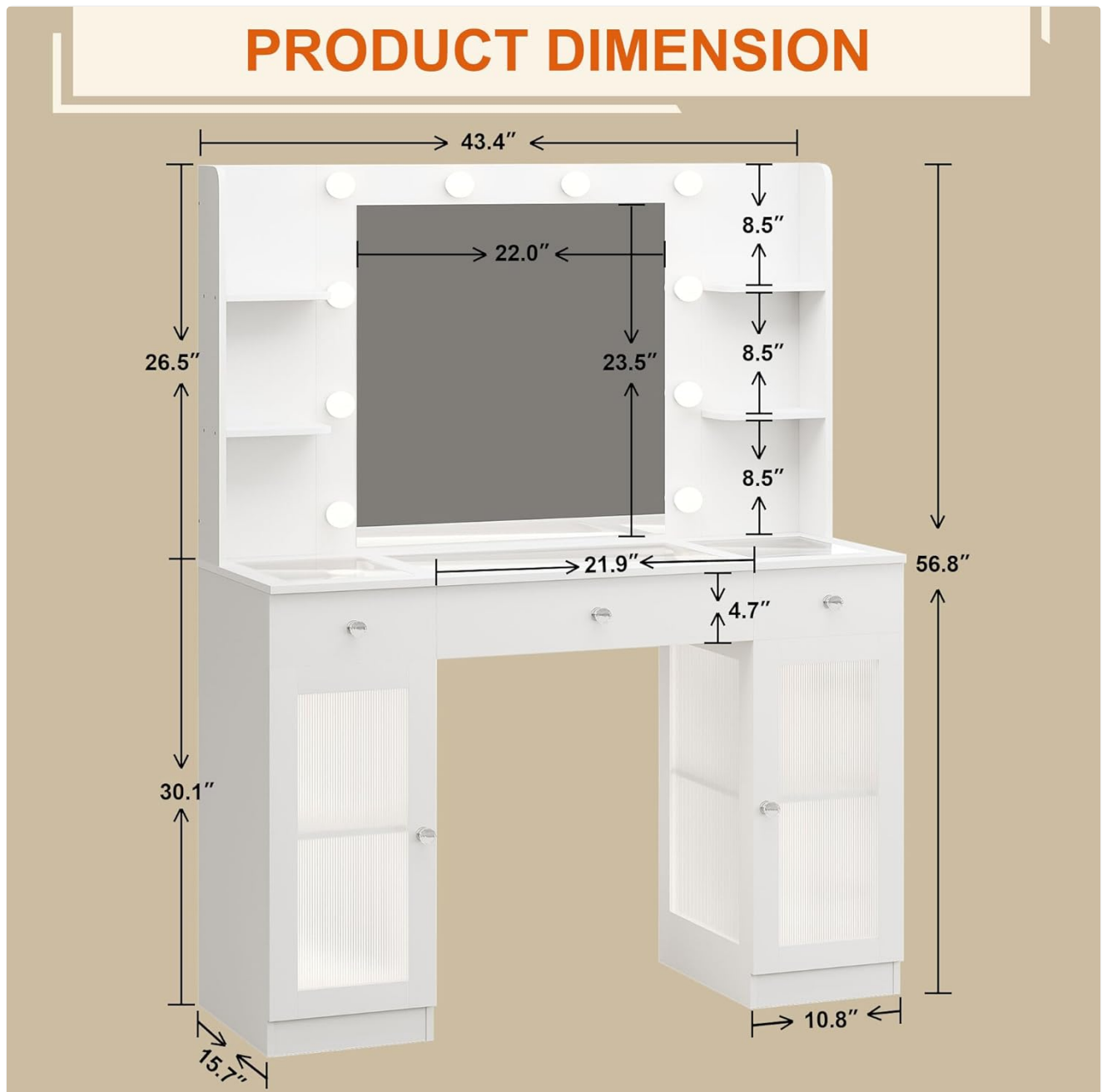


Image 2.1: Diagram illustrating the dimensions of the IFSEB Vanity US04, showing overall height, width, depth, and specific measurements for the mirror,

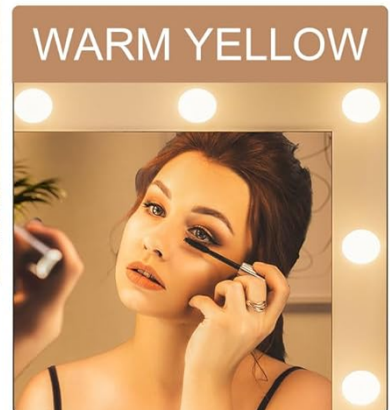
3. OPERATING INSTRUCTIONS

3.1 LED Lighting System

Your vanity is equipped with two independent LED lighting systems: one for the mirror bulbs and another for the light strips within the drawers and cabinets. Each system has its own control switch.

- **Power On/Off:** Locate the dedicated switches for the mirror lights and internal cabinet/drawer lights. Press to turn on or off.
- **Color Modes:** Both lighting systems offer three color modes: Cold White, Warm White, and Warm Yellow. Cycle through these modes by pressing the respective switch.
- **Brightness Adjustment:** To adjust brightness, press and hold the switch. The brightness will gradually increase or decrease. Release the switch when the desired brightness level is reached.

3 COLOR LIGHTING MODES



ADJUST THE BRIGHTNESS TO MEET YOUR NEEDS




Image 3.1: The vanity showcasing the three adjustable LED lighting modes: Cold White, Warm White, and Warm Yellow, with examples of how each mode appears on the mirror and internal lights.

3.2 Built-in Charging Station

The vanity includes a built-in power outlet for convenient access to electricity. This station is located on the side or within a designated area of the vanity.

- **AC Outlets:** Two 125V/12A AC outlets are provided for plugging in hair dryers, curling irons, or other electrical appliances.
- **USB Ports:** Two 5V/2A USB ports are available for charging mobile phones, tablets, or other USB-powered devices.
- **Power Cord:** The charging station is connected via a 6-foot power cord. Ensure it is plugged into a grounded electrical outlet.
- **Safety Precaution:** For indoor use only. Do not open the charging station housing.

BUILT-IN CHARGING STATION



**125V/12A
2 AC OUTLETS**



**5V/2A
2 USB PORTS**



**6-FOOT
POWER CORD**

Image 3.2: A close-up view of the built-in charging station, detailing the two AC power outlets and two USB charging ports, along with safety warnings.

4. MAINTENANCE

Regular maintenance will help preserve the appearance and functionality of your IFSEB Vanity US04.

- **Cleaning Surfaces:** Wipe all surfaces, including the glass top and mirror, with a soft, damp cloth. For stubborn marks, use a mild, non-abrasive cleaner. Avoid harsh chemicals that may damage the finish.
- **Glass Care:** Use a glass cleaner for the mirror and glass tabletop. Spray cleaner onto a cloth, not directly onto the glass, to prevent liquid from seeping into edges.
- **LED Lights:** The LED bulbs are designed for long-term use. If a bulb malfunctions, contact customer support for assistance. Note that these bulbs are not user-replaceable.
- **Drawers and Cabinets:** Periodically check drawer slides and cabinet hinges for smooth operation. Tighten any loose screws if necessary.
- **General Care:** Do not stand on the vanity. Avoid placing excessively hot or heavy objects directly on the surface.



Image 4.1: A detailed view of the vanity's glass top, revealing organized drawers beneath, highlighting the transparent design for easy item identification.



Image 4.2: The vanity's lower cabinets opened, showing internal shelving and the integrated LED lighting strips illuminating the stored items.

5. TROUBLESHOOTING

If you encounter any issues with your IFSEB Vanity US04, please refer to the following common solutions:

- **Lights Not Working:**
 - Ensure the power cord for the vanity is securely plugged into a functional wall outlet.
 - Check that the individual light switches for the mirror and internal lights are in the "on" position.

- If only one set of lights is not working, check its specific switch.
- **Mirror Damaged Upon Arrival:**
 - If the mirror component is damaged during shipping, do not return the entire package. Please contact customer support with a photo of the damaged mirror, and a replacement will be sent.
- **Assembly Difficulties:**
 - Refer to the detailed assembly instructions provided with the product.
 - Ensure all parts are correctly oriented as shown in the diagrams.
 - If a part is missing or damaged, contact customer support for assistance.
- **Power Outlets/USB Ports Not Functioning:**
 - Verify the main power cord is connected.
 - Test with a different device to confirm the issue is with the outlet/port and not the device being charged.

6. SPECIFICATIONS

Feature	Detail
Brand	IFSEB
Model Number	Vanity US04
Color	White
Product Dimensions (L x W x H)	43.4 x 15.7 x 56.8 inches
Item Weight	90 pounds
Frame Material	Engineered Wood, Tempered Glass Top
Lighting	Adjustable LED Mirror Bulbs, LED Light Strips in Drawers & Cabinets (3 color modes, adjustable brightness)
Power Outlet	2 AC Outlets (125V/12A), 2 USB Ports (5V/2A), 6-foot power cord
Storage	3 Drawers, 2 Cabinets, 4 Shelves
Assembly Required	Yes
UPC	720118142415
ASIN	B0DG5RT56T

7. WARRANTY AND SUPPORT

IFSEB is committed to providing quality products and customer satisfaction. Your IFSEB Vanity US04 comes with dedicated customer support.

- **Customer Service:** For any assistance, questions, or concerns regarding your product, please do not hesitate to contact IFSEB customer support. We aim to respond to inquiries within 24 hours.
- **Damaged Parts:** In case of damaged components upon delivery, such as a broken mirror, please provide a photo to customer support, and a replacement will be arranged without requiring a full product return.

- **Protection Plans:** Additional protection plans may be available for purchase to extend coverage beyond the standard warranty. Please refer to your purchase documentation for details on available plans (e.g., 2-Year or 3-Year Protection Plans).

For further information or to contact support, please visit the official IFSEB store or contact your retailer.

[Visit the IFSEB Store](#)