

SUAAT S6

SUAAT S6 11-inch Android Tablet User Manual

Model: S6 | Brand: SUAAT

1. INTRODUCTION

Welcome to the user manual for your new SUAAT S6 11-inch Android Tablet. This tablet is designed to provide a versatile and powerful computing experience, whether for work, study, or entertainment. Featuring the latest Android 14 system, an octa-core processor, ample memory, and a vibrant HD touchscreen, it is built for efficiency and enjoyment.



Image: The SUAAT S6 11-inch Android Tablet, showcasing its sleek design and key features like 8000mAh battery, Android 14, 24GB RAM, 256GB storage, 5G Wi-Fi, and Widevine L1 support.

2. WHAT'S IN THE BOX

Upon opening your package, please ensure all the following items are present:

- SUAAT S6 11-inch Android Tablet
- Protective Case
- Screen Protector (pre-applied or included separately)
- Charger
- Charging Cable

3. INITIAL SETUP

3.1 Charging the Tablet

Before first use, it is recommended to fully charge your tablet. Connect the provided charging cable to the tablet's Type-C port and the charger to a power outlet. The battery indicator on the screen will show charging progress.

3.2 Power On/Off

- **To Power On:** Press and hold the Power button located on the side of the tablet until the SUAAT logo appears.
- **To Power Off:** Press and hold the Power button until the power options menu appears. Select "Power off" and confirm.
- **To Restart:** From the power options menu, select "Restart" and confirm.

3.3 Initial Configuration

Upon first power-on, the tablet will guide you through the initial setup process. Follow the on-screen prompts to:

1. Select your language.
2. Connect to a Wi-Fi network.
3. Sign in with your Google account or create a new one.
4. Set up screen lock (PIN, pattern, password, or face unlock).
5. Review and accept terms and conditions.

4. OPERATING YOUR TABLET

4.1 Android 14 System and Performance

Your SUAAT S6 tablet runs on the latest Android 14 operating system, offering enhanced privacy features, improved performance, and a user-friendly interface. The high-quality T606 octa-core processor ensures smooth multitasking and efficient operation for all your applications.

Newly upgraded Android 14 system

This SUAAT S6 Tablet PC is equipped with the latest upgraded Android 14 system, which is smarter and more humanized to meet the needs of most scenarios in our daily life, making it a great companion for study, office and entertainment.

The upgraded system pays more attention to privacy protection and security performance, and enhances the control of app permissions to effectively protect your personal information!



Android 14
Made for you



Taskbar
Convenient multitasking



Privacy & Security
Manage permissions



Parental Control
Control screen time

Octa-core processor T606 chip

SUAAT Tablet adopts the latest upgraded octa-core processor, the operation is more smooth and sensitive, supports multi-tasking at the same time, greatly improves the efficiency of work and study, and the sense of gaming experience is also better!



Image: Visual representation of the Android 14 system, highlighting features like convenient multitasking with Taskbar, enhanced Privacy & Security for managing permissions, and Parental Control options.

Android 14



8000mAh Battery
Type-c



2.4G/5G WiFi



GPS



Octa-core
T606



24GB RAM + 256GB ROM



11 inch Display



13MP Camera+5MP Camera



Image: An overview of the tablet's core features, including Android 14, 8000mAh battery, 2.4G/5G WiFi, GPS, Octa-core T606 processor, 24GB RAM + 256GB ROM, 13MP + 5MP cameras, and an 11-inch display.

4.2 Display

The tablet features a large 11-inch IPS HD touchscreen with a resolution of 1280x800 pixels, providing clear and vibrant visuals. The screen is made with tempered glass for increased durability. It also supports Widevine L1, allowing you to stream high-definition content from popular services.

Large 11-inch HD display

This latest Android 14 tablet has a large 11-inch screen with 1280*800 high-definition pixels, giving you a premium visual experience!



11"
HD Screen



1280*800
FHD Resolution



16:10
Aspect ratio



Incell
Multi touch

Image: The 11-inch HD display, illustrating its 1280x800 FHD resolution, 16:10 aspect ratio, and In-cell multi-touch technology.

SUAAT tablets support Widevine L1



SUAAT tablets support Widevine L1 features, have the highest security ratings and have extensive content support, allowing you to easily access HD video services!



Image: Comparison showing the difference between Widevine L1 (1080P) and L3, demonstrating the superior high-definition streaming quality supported by SUAAT tablets.

4.3 Memory and Storage

The tablet comes with 24GB of RAM (8GB physical + 16GB virtual) and 256GB of internal storage. Storage can be expanded up to 1TB using a Micro SD card (not included), providing ample space for apps, photos, videos, and documents.

Adequate storage space

With 24GB RAM + 256GB ROM high-capacity memory, and can be expanded to 1TB via SD card, enough to want us to go to download frequently used software and programs that can be used from saving a lot of photos, videos and important documents.



24(8+16)GB
RAM



256GB
ROM



1TB Expansion
(Micro SD Card Slot)



Capture your moments

The tablet is equipped with front 5MP and rear 13MP HD dual cameras, allowing you to record your life at any time, and video calls with friends and family are also more HD!



13MP
Rear Camera



5MP
Front Camera

Image: Illustration of the tablet's storage capabilities, showing 24GB RAM, 256GB ROM, and 1TB Micro SD card expansion.

4.4 Cameras

Capture your moments with the tablet's dual cameras: a 5MP front camera for clear video calls and selfies, and a 13MP rear camera for high-resolution photos and videos.

Adequate storage space

With 24GB RAM + 256GB ROM high-capacity memory, and can be expanded to 1TB via SD card, enough to want us to go to download frequently used software and programs that can be used from saving a lot of photos, videos and important documents.



24(8+16)GB
RAM



256GB
ROM



1TB Expansion
(Micro SD Card Slot)



Capture your moments

The tablet is equipped with front 5MP and rear 13MP HD dual cameras, allowing you to record your life at any time, and video calls with friends and family are also more HD!



13MP
Rear Camera



5MP
Front Camera

Image: Close-up view of the tablet's rear camera module, indicating the 13MP rear camera and 5MP front camera capabilities for capturing moments and high-definition video calls.

4.5 Battery Life and Connectivity

Equipped with an 8000mAh battery, the tablet offers extended usage times, with an average of 8 hours of battery life. It supports both 5G and 2.4G Wi-Fi for fast and stable internet connections, and Bluetooth 5.0 for seamless pairing with accessories and easy file transfers. GPS functionality is also integrated for navigation.

Long-lasting battery life

With 8000 mAh high capacity battery, you won't always worry about the power anymore!

 **8** Hours
Music

 **6** Hours
Web

 **5** Hours
Game



Image: Visual representation of the tablet's 8000mAh high-capacity battery, indicating approximate usage times: 8 hours for music, 6 hours for web browsing, and 5 hours for gaming.

5. MAINTENANCE AND CARE

- **Cleaning:** Use a soft, lint-free cloth to clean the screen and body. Avoid abrasive cleaners or solvents.
- **Storage:** Store the tablet in a cool, dry place away from direct sunlight and extreme temperatures.
- **Battery Care:** To prolong battery life, avoid fully discharging the tablet frequently. Charge it regularly, but do not leave it plugged in for extended periods after it's fully charged.
- **Software Updates:** Regularly check for and install system updates to ensure optimal performance and security.
- **Protection:** Always use the provided protective case and screen protector to guard against drops and scratches.

6. TROUBLESHOOTING

Problem	Possible Cause	Solution
Tablet does not turn on.	Low battery; system crash.	Charge the tablet for at least 30 minutes. Press and hold the Power button for 10-15 seconds to force restart.
Wi-Fi connection issues.	Incorrect password; router issue; tablet Wi-Fi disabled.	Ensure correct password. Restart your Wi-Fi router. Toggle Wi-Fi off/on in tablet settings.
Slow performance.	Too many apps running; low storage; outdated software.	Close unused apps. Clear cache. Free up storage. Check for system updates.
Battery drains quickly.	High screen brightness; background apps; poor signal.	Reduce screen brightness. Close background apps. Disable unused features like GPS/Bluetooth.

7. TECHNICAL SPECIFICATIONS

Feature	Detail
Brand	SUAAT
Model Name	S6
Operating System	Android 14
Processor	Octa-core T606 (2 GHz)
RAM	24GB (8GB physical + 16GB virtual)
Internal Storage	256GB
Expandable Storage	Up to 1TB via Micro SD card
Screen Size	11 Inches
Screen Resolution	1280 x 800 pixels (IPS HD)
Front Camera	5MP
Rear Camera	13MP
Battery Capacity	8000mAh
Average Battery Life	8 Hours
Wireless Connectivity	802.11ac (5G/2.4G WiFi), Bluetooth 5.0
Navigation	GPS

Feature	Detail
Item Weight	1.15 pounds
Product Dimensions	10.16 x 6.61 x 0.32 inches
Color	Black





8. WARRANTY AND SUPPORT



Your SUAAT S6 tablet comes with a **2-year warranty**, as mentioned by customer reviews. For any technical assistance, troubleshooting beyond this manual, or warranty claims, please contact SUAAT customer support. Refer to the contact information provided with your product packaging or visit the official SUAAT website for support details.

SUAAT is committed to providing professional technical support and 24-hour after-sales service to ensure customer satisfaction.

© 2025 SUAAT. All rights reserved.

Related Documents - S6

	<p>S6 Dash Cam User Manual</p> <p>User manual for the S6 Dash Cam, detailing product accessories, appearance, usage instructions, video viewing, wired remote controller operation, GPS module installation, troubleshooting, and important notes.</p>
	<p>SUAAT S10 Tablet User Manual</p> <p>This user manual provides comprehensive instructions for the SUAAT S10 tablet, covering setup, operation, troubleshooting, and specifications. Learn how to connect to Wi-Fi, manage apps, navigate the internet, and utilize multimedia features.</p>
	<p>SUAAT S3 Tablet User Manual</p> <p>User manual for the SUAAT S3 tablet, covering setup, settings, troubleshooting, and specifications. Learn how to connect to networks, manage apps, and use multimedia features.</p>
	<p>Spa Owner's Manual for 230V / 240V Hardwired Spas</p> <p>This comprehensive owner's manual provides essential information for the safe and proper operation, maintenance, and troubleshooting of Evolution by Strong Spas 230V / 240V Hardwired Spas. It includes sections on product registration, safety instructions, installation guidance, operating procedures, water quality management, cleaning, and troubleshooting common issues.</p>

	<p>Strong Spas Evolution 230V/240V Hardwired Spa Owner's Manual</p> <p>Comprehensive owner's manual for Strong Spas Evolution 230V/240V hardwired spa models. Covers installation, operation, maintenance, safety, and troubleshooting for optimal spa enjoyment and longevity.</p>
	<p>WINGSLAND S6 User Manual V2.0: Features, Specifications, and Operation Guide</p> <p>Comprehensive user manual for the WINGSLAND S6 drone. Learn about its features, specifications, flight modes, accessories, and safe operation. Includes detailed instructions and troubleshooting tips.</p>