

manuals.plus /

- › [EarFun](#) /
- › [EarFun K2 Kids Bluetooth Headphones User Manual](#)

EarFun EarFun K2

EarFun K2 Kids Bluetooth Headphones User Manual

Model: EarFun K2 | Brand: EarFun

INTRODUCTION

Welcome to the user manual for your new EarFun K2 Kids Bluetooth Headphones. These headphones are designed with children in mind, featuring safe volume limiting, comfortable materials, and a durable, foldable design. This manual provides essential information on setup, operation, maintenance, and troubleshooting to ensure a safe and enjoyable listening experience for your child.



Image: EarFun K2 Kids Bluetooth Headphones in Violet color, showcasing the over-ear design and control buttons on the earcup.

WHAT'S IN THE BOX

Please check the package contents to ensure all items are present:

- EarFun K2 Kids Bluetooth Headphone
- User Manual
- Charging Cable (USB-C)
- 3.5mm Audio Cable

PRODUCT FEATURES

- **Kids-Friendly and Comfy Material:** Made from CPC-certified, RoHS2.0, and FCC compliant materials, featuring soft memory foam for a safe and cozy fit.
- **Safe Volume Limiting:** Adjustable volume limits at 74dB (Normal Mode), 85dB (Study Mode), and 94dB (Travel Mode) to protect children's hearing, meeting WHO recommended levels.
- **Bluetooth 5.4 & Hands-Free Call:** Ensures stable wireless connection and includes a built-in microphone for clear hands-free communication.
- **Balanced Stereo Sound:** Equipped with 40mm drivers for clear, crisp vocals and full dynamic bass, promoting good listening habits.
- **Extended Playtime:** Up to 40 hours of battery life on a single charge. A 2.5-hour charge via USB-C provides full battery.
- **Reliable & Foldable Design:** Constructed from wear-resistant material with an ergonomic headband that can be twisted and bent without breaking. The lightweight and foldable design enhances portability.

Qualified | Safe | Trustworthy



Children's Product
Certificate



Green Product
Certificate



Safe Hearing
Protection



Image: Safety certifications for EarFun K2 headphones, highlighting compliance with CPC, RoHS, and FCC standards, along with the safe volume limits.

Thoughtful Design for Best Comfort



8° floating-axis
Design



8-Levels Adjustable
Headband



Soft and Comfy Material



Image: Detailed view of the EarFun K2's thoughtful design, including 8-degree floating-axis, 8-level adjustable headband, and soft, comfy earcups.

Easy to Fold, Light to Go

Always have fun at anywhere



175g

Image: The EarFun K2 headphones folded for portability, shown next to a smartphone on a seesaw to illustrate their light weight (175g).

SETUP

1. Charging the Headphones

Before first use, fully charge your EarFun K2 headphones.

1. Connect the provided USB-C charging cable to the charging port on the headphones.
2. Connect the other end of the cable to a USB power adapter (not included) or a computer's USB port.
3. The LED indicator will show charging status (refer to LED indicator section for details). A full charge takes approximately 2.5 hours and provides up to 40 hours of playtime.

Ultra-Long Up to 40H Playtime



2.5H
Fast Charging



45H
Long Playtime



USB-C
Charging



Wireless &
Wired

Image: Visual representation of the EarFun K2's long battery life (40 hours) and fast USB-C charging capabilities.

2. Bluetooth Pairing

To connect your EarFun K2 headphones to a Bluetooth-enabled device:

1. Ensure the headphones are charged and powered off.
2. Press and hold the Power button on the headphones until the LED indicator flashes blue and red, indicating pairing mode.
3. On your device (smartphone, tablet, laptop), enable Bluetooth and search for available devices.
4. Select "EarFun K2" from the list of found devices.
5. Once connected, the LED indicator will turn solid blue or off, depending on the model.

The headphones will automatically attempt to reconnect to the last paired device when powered on.

Newest Bluetooth® 5.4

More Stable Connection



Stabilization



No Delay



Low Power
Consumption



Long Battery
Life

Image: Illustration of the EarFun K2 headphones' Bluetooth 5.4 connectivity, emphasizing stable and low-power connection.

3. Wired Connection (Optional)

For devices without Bluetooth or when the battery is low, you can use the included 3.5mm audio cable.

1. Plug one end of the 3.5mm audio cable into the audio jack on the headphones.
2. Plug the other end into the 3.5mm audio output of your device (e.g., PC, tablet, laptop, Kindle Fire, cell phone).
3. The headphones will function in wired mode, even if the battery is depleted.



Image: The 3.5mm audio cable and its compatibility with various devices like PCs, tablets, laptops, and cell phones, allowing for wired use.

OPERATING INSTRUCTIONS

Controls Overview

The EarFun K2 headphones feature intuitive controls located on the earcup.

- **Power Button:** Press and hold to power on/off. Press briefly to play/pause music or answer/end calls.
- **Volume Up (+):** Increase volume.
- **Volume Down (-):** Decrease volume.
- **Volume Limiting Switch:** (If applicable, refer to specific model for location) Allows selection between 74dB, 85dB, and 94dB modes.

Safe Volume Limiting

The EarFun K2 headphones are equipped with a volume limiting feature to protect your child's hearing. You can select from three different maximum volume levels:

- **74dB (Normal Mode):** Suitable for quiet environments and general listening.
- **85dB (Study Mode):** Ideal for educational content or slightly noisier settings.
- **94dB (Travel Mode):** For use in louder environments like cars or airplanes, providing necessary volume without exceeding safe limits.

To switch between modes, locate the volume limiting switch on the headphones and adjust it to the desired setting.

Safe Volume Limiting Better Protect Kids' Hearing

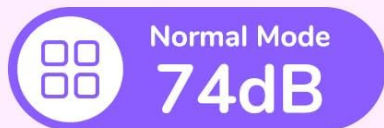


Image: A child wearing the EarFun K2 headphones, with graphics explaining the three safe volume limiting modes: Normal (74dB), Study (85dB), and Travel (94dB).

MAINTENANCE

Proper care will extend the life of your EarFun K2 headphones.

- **Cleaning:** Use a soft, dry cloth to wipe the headphones. Do not use abrasive cleaners or solvents.
- **Storage:** When not in use, store the headphones in a cool, dry place. The foldable design makes them compact for storage and travel.
- **Avoid Moisture:** The headphones are not water resistant. Avoid exposure to water, rain, or excessive humidity.
- **Handle with Care:** While durable, avoid dropping the headphones or subjecting them to strong impacts.

TROUBLESHOOTING

If you encounter issues with your EarFun K2 headphones, try the following solutions:

Problem	Possible Solution
Headphones do not power on.	Ensure the headphones are fully charged. Connect to a power source and check the charging indicator.
Cannot pair with device.	<ul style="list-style-type: none">• Ensure headphones are in pairing mode (LED flashing blue/red).• Make sure Bluetooth is enabled on your device.• Move headphones closer to your device.• Forget "EarFun K2" from your device's Bluetooth list and try pairing again.• Restart both the headphones and your device.
No sound or low volume.	<ul style="list-style-type: none">• Increase the volume on both the headphones and your connected device.• Ensure the headphones are properly paired.• Check the volume limiting switch setting.• If using wired connection, ensure the 3.5mm cable is fully inserted into both jacks.
Sound is distorted or cuts out.	<ul style="list-style-type: none">• Move closer to your device to avoid interference.• Ensure there are no obstacles between the headphones and your device.• Disconnect and reconnect the Bluetooth connection.• Try playing audio from a different source or device.

SPECIFICATIONS

Feature	Detail
Model Name	EarFun K2
Connectivity Technology	Wireless (Bluetooth), Wired (3.5mm Jack)
Wireless Communication Technology	Bluetooth 5.4
Age Range (Description)	Kids & Teens
Material	Plastic, Memory Foam
Compatible Devices	Smartphones, Tablets, Laptops, Desktops, Smart Speakers, Televisions
Item Weight	175 Grams (6.2 ounces)
Water Resistance Level	Not Water Resistant
Frequency Range	20Hz - 20,000Hz
Control Method	Remote (Buttons on earcup)
Audio Driver Type	Dynamic Driver (40mm)

Feature	Detail
Earpiece Shape	Over Ear
Manufacturer	EarFun
Color	Violet
Battery Life	Up to 40 hours
Charging Time	Approx. 2.5 hours (USB-C)
Volume Limit Modes	74dB, 85dB, 94dB

WARRANTY AND SUPPORT



EarFun provides an 18-month hassle-free protection for the K2 Kids Bluetooth Headphones. For any product inquiries, technical support, or warranty claims, please contact EarFun customer service. You can find more information and contact details on the official EarFun website or through your purchase platform.



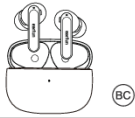

Note: Keep your purchase receipt or order number handy when contacting support for faster service.

© 2025 EarFun. All rights reserved.

This manual is for informational purposes only. Specifications are subject to change without notice.

Related Documents - EarFun K2

<div></div>	<p>EarFun Tune Pro ANC Wireless Headphones User Manual</p> <p>User manual for the EarFun Tune Pro ANC Wireless Headphones, covering setup, functions, troubleshooting, and specifications.</p>
<div></div>	<p>EarFun Tune Pro ANC Wireless Headphones User Manual</p> <p>This user manual provides detailed instructions for the EarFun Tune Pro ANC Wireless Headphones, covering setup, functions, troubleshooting, and specifications. Learn how to pair your headphones, manage music playback, utilize noise cancelling features, and more.</p>

 <p>earfun EarFun Free True Wireless Earbuds</p> <p>User Manual</p>	<p>EarFun Free True Wireless Earbuds User Manual and Guide</p> <p>Comprehensive user manual for EarFun Free True Wireless Earbuds, covering product features, specifications, pairing instructions, charging, functions, LED indicators, troubleshooting, and customer service information.</p>
 <p>earfun EarFun Tune Pro ANC Wireless Headphones</p> <p>User Manual</p>	<p>EarFun Tune Pro ANC Wireless Headphones User Manual</p> <p>Explore the EarFun Tune Pro ANC Wireless Headphones (Model HP220) with this comprehensive user manual. Learn about setup, the EarFun Audio App, Bluetooth connectivity, ANC features, controls, and troubleshooting for an optimal audio experience.</p>
 <p>earfun EarFun Air 2 True Wireless Earbuds</p> <p>User Manual</p>	<p>EarFun Air 2 True Wireless Earbuds User Manual</p> <p>Comprehensive user manual for EarFun Air 2 True Wireless Earbuds, covering setup, pairing, functions, troubleshooting, and specifications. Learn how to use your earbuds effectively.</p>
 <p>earfun EarFun Air Pro 4 ANC Wireless Earbuds</p> <p>Qualcomm aptX Adaptive User Manual</p>	<p>EarFun Air Pro 4 ANC Wireless Earbuds User Manual and Troubleshooting Guide</p> <p>Comprehensive user manual for EarFun Air Pro 4 ANC Wireless Earbuds, covering app features, pairing, in-ear detection, LDAC, reset, touch controls, LED indicators, specifications, and troubleshooting. Learn how to optimize your audio experience with these Hi-Res Audio Wireless earbuds featuring Qualcomm aptX Adaptive and Snapdragon Sound.</p>





[EarFun K2 Bluetooth Headphones User Manual](#)

User manual for the EarFun K2 Bluetooth Headphones, detailing setup, operation, and features.

lang:en score:18 filesize: 5.02 M page_count: 40 document date: 2023-04-23




[\[pdf\]](#)

earfunEscuchará un mensaje de voz Pairing 2 Habilite la función Bluetooth su móvil y busque EarFun K2 para conectarse Una vez emparejado oiráC14tXz81QxLm media amazon images I C14tXz81QxL ref dp product quick view |||

...

lang:en score:13 filesize: 4.73 M page_count: 32 document date: 2025-02-18



[\[pdf\]](#)

igogosport

Earfun K2 drive google file d 1Sy8dG cNQE89aAeIA E91OJ7Yy5qLVT9 view

usp sharing |||

NCC ...

lang:en score:12 filesize: 4.83 M page_count: 41 document date: 2023-08-01