

VISULAPEX 120"

VISULAPEX 120-Inch Projector Screen with Stand User Manual

Model: 120" | Brand: VISULAPEX

1. INTRODUCTION

Thank you for choosing the VISULAPEX 120-inch Projector Screen with Stand. This portable and versatile screen is designed to provide a superior viewing experience for both indoor and outdoor environments. Featuring a 16:9 aspect ratio, 4K HD compatibility, and a 160° wide viewing angle, it ensures clear and bright visuals from various positions. Its foldable, wrinkle-free design and stable tripod mount make it an ideal solution for home entertainment, business presentations, and outdoor events.

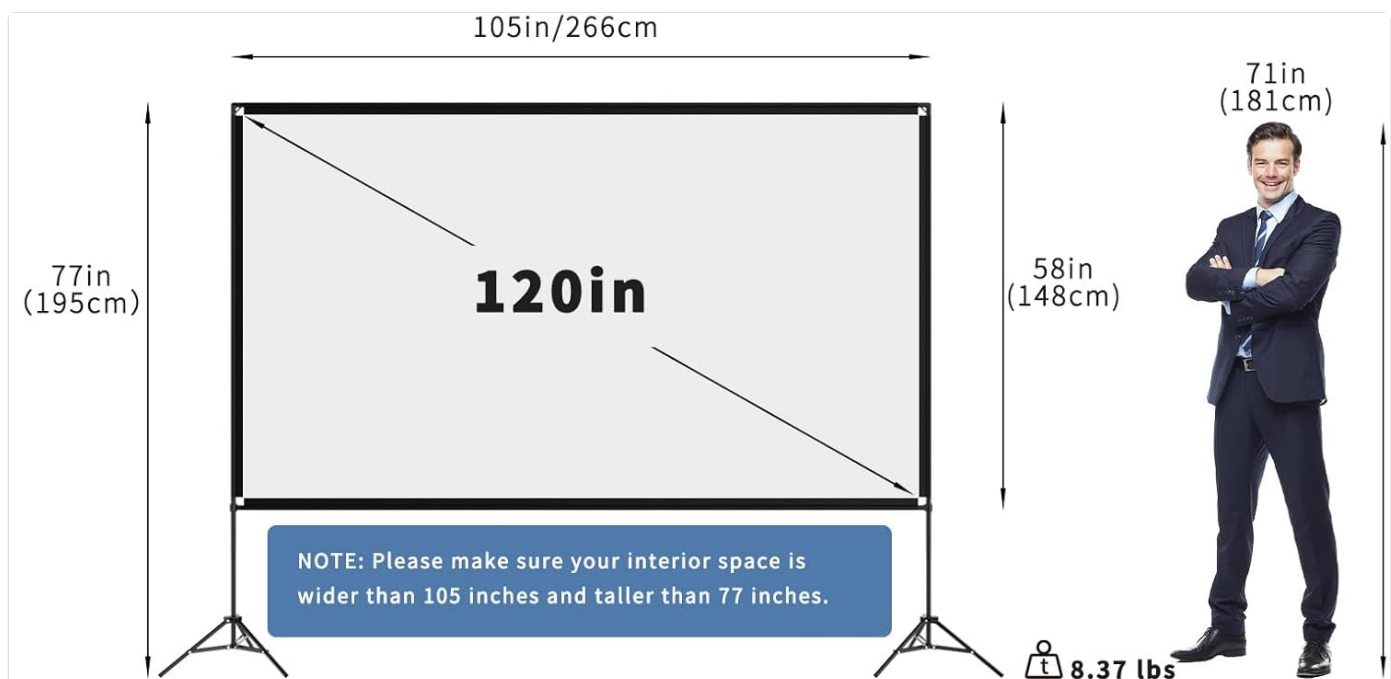


Image 1.1: VISULAPEX 120-inch Projector Screen with Stand and Carry Bag.

2. PACKAGE CONTENTS

Please verify that all components listed below are included in your package:

- Projector Screen (1)
- Tripod Legs (2)
- Horizontal Bars (2) - "A" pipe
- Vertical Bars (2) - "C" pipe
- "B" pipes (10)
- "E" pipes (8)
- "F" pipes (2)
- Ground Nails (4)
- Windproof Ropes (4)
- Upper Joint (2)
- Fixed Buckle (2)
- Instruction Manual (1)
- Carry Bag (1)



What You Get

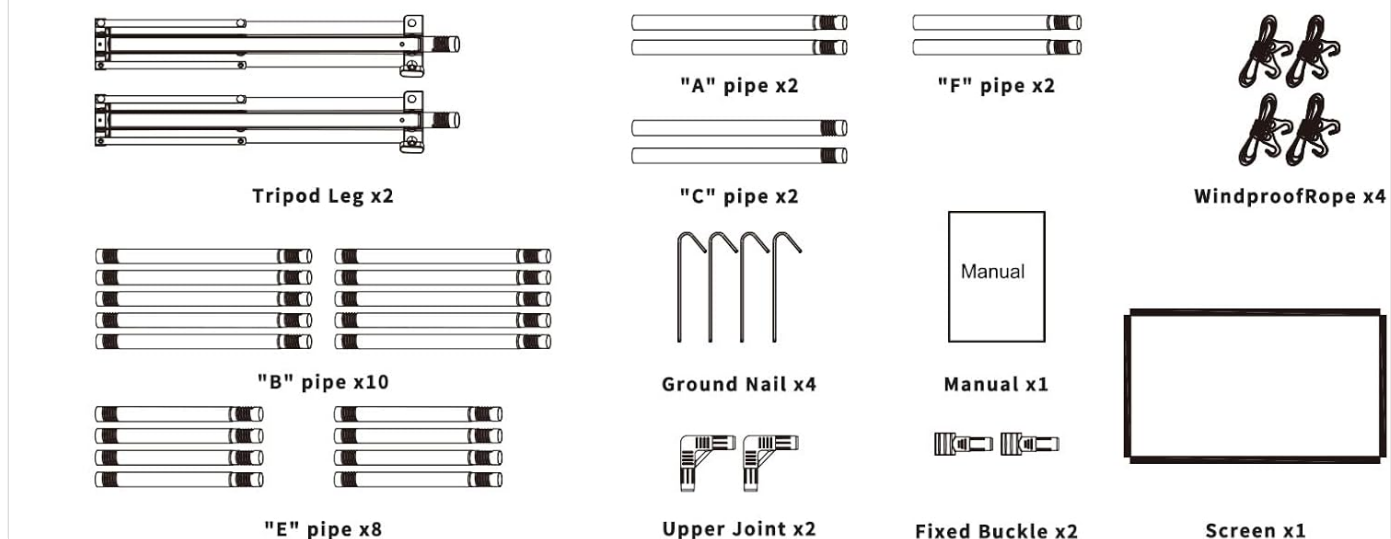


Image 2.1: Detailed view of all included components for the projector screen assembly.

3. SETUP INSTRUCTIONS

Follow these steps to assemble your VISULAPEX Projector Screen:

- Assemble the vertical poles:** Rotate the short bars clockwise to connect them. Rotate the long rods clockwise to form the horizontal rod.
- Unfold the projector screen:** Lay the screen flat on a large surface. Insert the top horizontal pole and two vertical poles into the black sleeves of the screen.
- Fix the bars:** Use a right-angle connector to connect the top horizontal and vertical poles.
- Insert bottom horizontal pole:** Connect the bottom horizontal and vertical poles together using the fixed buckle.
- Open the tripod:** Open the folded projector screen tripod. Turn the knob to open the tripod to the right angle and place it on the ground. Rotate it to fix it.
- Attach screen to tripod:** Securely attach the assembled screen frame to the tripod stands.
- Adjust flatness:** Adjust the screen's flatness for optimal viewing.
- Outdoor Stability (Optional):** For outdoor use, utilize the provided ground nails and windproof ropes to secure the tripod and prevent it from being blown down by wind.



Image 3.1: Visual guide for easy assembly of the projector screen.



Triangular direct
design for more stability



Outdoor use with spikes
and wind cords

4. OPERATION

The VISULAPEX projector screen is designed for optimal viewing with its 16:9 format and 160° wide viewing angle, ensuring a clear and immersive experience for 4K HD projection. It supports both front and rear projection, offering flexibility in various setups.



Image 4.1: Wide 160° viewing angle and support for both front and rear projection.

Usage Scenarios:

This portable projector screen is suitable for a wide range of activities and environments:

- Home Movie Nights (Indoor & Outdoor)
- Business Presentations
- Educational Settings
- Gaming Sessions
- Outdoor Camping

- Party Entertainment
- Watching Sports Matches
- Weddings, Church Gatherings, Bonfire Parties
- Restaurants, Cafes, Hotels




Image 4.2: Versatile applications of the projector screen in different settings.

5. MAINTENANCE

The VISULAPEX projector screen is crafted from high-quality thicker polyester milk silk material, which is designed to be wrinkle-free and easy to clean. If the screen becomes dirty, it can be washed with water without concerns about wrinkles or damage. The full-wrapped design and square structure help maintain a compact and flat picture surface, preventing annoying wrinkles or curling.

VISULAPEX



Natural, Clear and Bright Colors




Stable and more durable with tripod

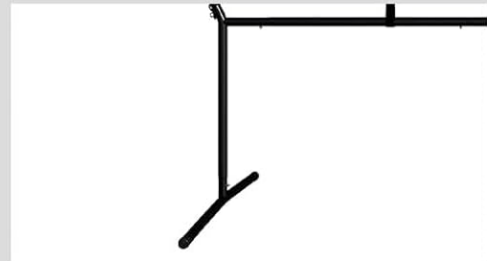


Winkle-free

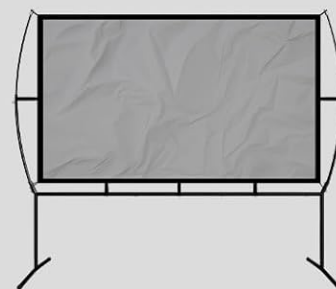
OTHERS



Blurry Image and Dim Color



Unstable design



Thin and Wrinkly

Image 5.1: Comparison highlighting the wrinkle-free and stable design of the VISULAPEX screen.

6. PORTABILITY & STORAGE

Weighing only 8.37 pounds, this portable projector screen is exceptionally lightweight and designed for easy transport. It can be quickly folded and stored in the included carrying bag (dimensions: 7.48 x 15.74 inches), making it convenient to take anywhere. Its compact size when packed allows for easy storage in small spaces or vehicle trunks.

Easy to carry

Portable backpack for carry.
The weight only 8.37lb



Image 6.1: The projector screen is lightweight and easily portable in its included carry bag.

7. TROUBLESHOOTING

If you encounter any issues with your projector screen, please refer to the following common troubleshooting tips:

- **Wrinkles on Screen:** Ensure the screen is stretched tautly across the frame during assembly. The material is designed to be wrinkle-free, but minor creases from storage should disappear with proper tension.
- **Unstable Stand:** Verify that the tripod legs are fully extended and locked into position. For outdoor use, always utilize the provided ground nails and windproof ropes to enhance stability, especially in windy conditions.
- **Poor Image Quality:** Ensure your projector is properly aligned with the screen and is projecting at the correct resolution. Check the projector's focus and keystone correction settings. The screen supports 4K HD, so ensure your projector output matches this capability for best results.
- **Missing Parts:** Refer to the "Package Contents" section. If any parts are missing upon arrival, please contact customer support immediately.

8. SPECIFICATIONS

Feature	Detail
Brand	VISULAPEX
Model Number	120"
Screen Size	120 Inch
Aspect Ratio	16:9
Viewing Angle	160° Wide
Projection Type	Front & Rear Projection
Material	Polyester Milk Silk, Aluminum, Plastic
Mounting Type	Tripod Mount, Floor Mount
Product Dimensions (W x H)	105" x 58"
Item Weight	8.37 pounds
Folded Carry Bag Dimensions	7.48" x 15.74"

9. WARRANTY & SUPPORT

VISULAPEX is committed to providing high-quality products and excellent customer service. Your projector screen comes with the following assurances:

1 Month Return Policy: Enjoy a hassle-free return within one month of purchase.

3 Years Replacement Warranty: We offer a three-year replacement warranty for manufacturing defects.

Lifetime Customer Support: Our dedicated customer support team is available to assist you with any questions or concerns throughout the product's lifetime.



Image 9.1: VISULAPEX commitment to customer satisfaction and product support.
For further assistance, please visit the official VISULAPEX store on Amazon or contact our customer service team directly.