

[Manuals.plus](#) /

› [PURPLE LEAF](#) /

› PURPLE LEAF Patio Lounge Chair Set (Model: Standard Straight Legs) Instruction Manual

## PURPLE LEAF Standard Straight Legs

# PURPLE LEAF Patio Lounge Chair Set Instruction Manual

Model: Standard Straight Legs

## INTRODUCTION

This manual provides detailed instructions for the assembly, operation, and maintenance of your PURPLE LEAF Patio Lounge Chair Set. Please read all instructions carefully before assembly and use to ensure safe and proper functioning of the product. Keep this manual for future reference.

## SAFETY INFORMATION

Always use caution when moving the lounge to prevent tip-over. Ensure the lounge is assembled correctly and all parts are secure before use. Do not leave the lounge unattended in harsh weather conditions.

## PACKAGE CONTENTS

Before beginning assembly, verify that all parts are present and undamaged. The package includes:

- 2 x Lounge Chairs
- 1 x Side Table
- Necessary assembly hardware and tools



Image: Product dimensions and included items (two chairs, one table). Lounge chair dimensions: 62.2" L x 24.8" W x 37.8" H. Side table dimensions: 18.1" L x 13.08" W x 11" H. Item weight: 36.52lb. Max capacity: 287lb.

## SETUP AND ASSEMBLY

---

Assembly is required for this product. It is designed for easy assembly with clear instructions provided in the packaging. Please follow the step-by-step guide included with your product for proper setup. Ensure all connections are tightened securely before use.

Your browser does not support the video tag.

Video: An overview of the PURPLE LEAF Outdoor Chaise Lounge Set, demonstrating its features and ease of use, which can assist with assembly understanding.

## OPERATING INSTRUCTIONS



---

### Adjusting the Backrest


The lounge chairs feature five ergonomic adjustable positions for the backrest. To adjust, lift the backrest slightly and move it to the desired angle. Ensure it locks securely into place before reclining.

## 5 Reclining Positions


Find your perfect angle for ultimate relaxation




Reading



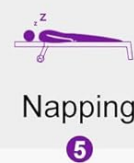
Chatting



Relaxing



Sunbathing



Napping

Image: Illustration of the 5 adjustable reclining positions for the backrest, suitable for reading, chatting, relaxing, sunbathing, and napping.

### Using the Portable Pillow

The included pillow can be easily shifted to provide adaptable comfort, functioning as either a headrest or lumbar support.

## Removable Headrest

Adjust 

Customize your comfort from head to waist



Image: The removable headrest can be customized for comfort from head to waist.

### Moving the Loungers

Each lounge chair is equipped with two wheels on the back legs, allowing for easy movement to your preferred location. Lift the front end of the lounge and roll it to reposition.

# Move in Comfort

Effortlessly find your perfect spot with smooth-rolling wheels for enhanced comfort

# SMOOTH



Image: Demonstrates how to move the lounge chair effortlessly using its smooth-rolling wheels.

Your browser does not support the video tag.

Video: A demonstration of the PURPLE LEAF Patio Chaise Lounge, highlighting its portability and adjustable features.

## MAINTENANCE

### Frame Care

The robust aluminum frame features a powder-coated finish for enhanced weather and rust resistance. Clean the frame with a soft cloth and mild soap solution. Avoid abrasive cleaners or harsh chemicals that could damage the finish.

# Sturdy Aluminum Frame

Rust-resistant powder-coated finish ensures superior durability

- ▶ Robust Aluminum Core
- ▶ Impervious Rust Barrier
- ▶ Environment-Resistant Primer



Light Weight



Weather Resistance



Anti-oxidant




Strong Structure

Image: Details of the sturdy aluminum frame construction, emphasizing its lightweight, weather resistance, anti-oxidant properties, and strong structure.

## Fabric Care

The high-quality Textilene fabric is designed for minimal upkeep. It is water-repellent, breathable, fade-resistant, and quick-drying. For cleaning, simply wipe with a damp cloth or rinse with water. Allow to air dry completely.



## High Quality Textilene Fabric



Water-Repellent



Breathable



Fade-Resistant



Quick-Drying

Image: High-quality Textilene fabric demonstrating water-repellent, breathable, fade-resistant, and quick-drying features.

### Storage

While the materials are weather-resistant, storing the loungers indoors or covering them during prolonged periods of harsh weather (e.g., heavy rain, snow, strong winds) will extend their lifespan.

## TROUBLESHOOTING

### Missing Assembly Instructions

If assembly instructions are missing from your package, please contact customer support for assistance. Digital copies may be available online or can be sent directly to you.

### Difficulty Adjusting Backrest

Ensure the backrest mechanism is free of obstructions. Apply gentle, even pressure when adjusting. If the issue persists, check for any bent or misaligned parts.

## Lounger Instability

Verify that all bolts and screws are securely tightened. Ensure the lounger is placed on a flat, stable surface. Uneven terrain can affect stability.

## SPECIFICATIONS

---

| Feature              | Detail                           |
|----------------------|----------------------------------|
| Brand                | PURPLE LEAF                      |
| Model                | Standard Straight Legs           |
| Color                | Beige                            |
| Material Type        | Aluminum Frame, Textilene Fabric |
| Set Includes         | 2 Lounge Chairs, 1 Side Table    |
| Adjustable Positions | 5 Ergonomic Backrest Positions   |
| Portability          | Wheels on back legs              |
| Assembly Required    | Yes                              |

## WARRANTY INFORMATION

---

For specific warranty details, please refer to the warranty card included with your product or contact PURPLE LEAF customer support. Keep your proof of purchase for warranty claims.

## CUSTOMER SUPPORT

---

If you have any questions, require assistance with assembly, or need to report missing/damaged parts, please contact PURPLE LEAF customer support through the vendor information provided at the point of purchase or visit the official PURPLE LEAF website.

