



Manuals.plus /

- › Odsslgw /
- › Odsslgw Smart Watch P68 User Manual

Odsslgw P68

Odsslgw Smart Watch P68 User Manual

Your comprehensive guide to setup, operation, and maintenance.

INTRODUCTION

The Odsslgw Smart Watch P68 is a versatile wearable device designed to enhance your daily life with comprehensive health monitoring, communication features, and fitness tracking. This manual provides detailed instructions for setting up, operating, and maintaining your smartwatch to ensure optimal performance and user experience.

WHAT'S IN THE BOX

- Odsslgw Smart Watch P68
- Magnetic Charging Cable
- User Manual
- Screen Protector

SETUP GUIDE

1. Charging the Smart Watch

Before initial use, fully charge your smartwatch. Connect the magnetic charging cable to the charging points on the back of the watch. Plug the USB end into a power adapter (not included) or a computer's USB port. A full charge typically takes 1.5-2 hours and provides 7-10 days of usage or over 30 days of standby time.



Magenetic USB Charge

- Long battery life
- Faster Charging

30 Days | **7 Days** | **1.5 Hours**
standby time | Battery life | Charging time



This image illustrates the magnetic charging process and highlights the watch's battery life: 30 days standby, 7 days typical use, 1.5 hours charging time.

2. App Installation

Download the companion application, 'HanFit', from the Google Play Store for Android devices or the Apple App Store for iOS devices. Alternatively, scan the QR code provided in the physical user manual to quickly access the download link.

3. Pairing with Your Phone

1. Ensure Bluetooth is enabled on your smartphone.
2. Open the installed 'HanFit' app and follow the on-screen instructions to add a device.
3. Select 'P68' from the list of available devices to initiate pairing.
4. Confirm the pairing request on both your phone and the smartwatch.



This image shows the four steps for connecting the smartwatch: enabling Bluetooth, downloading the app, searching for the P68 device, and confirming the connection. It also details how to enable call and smart notification features.

OPERATING THE SMART WATCH

1. Basic Navigation

The smartwatch features a full touch screen and a side button for navigation. Swipe across the screen to access different functions and menus. Press the side button to return to the home screen or wake the device.



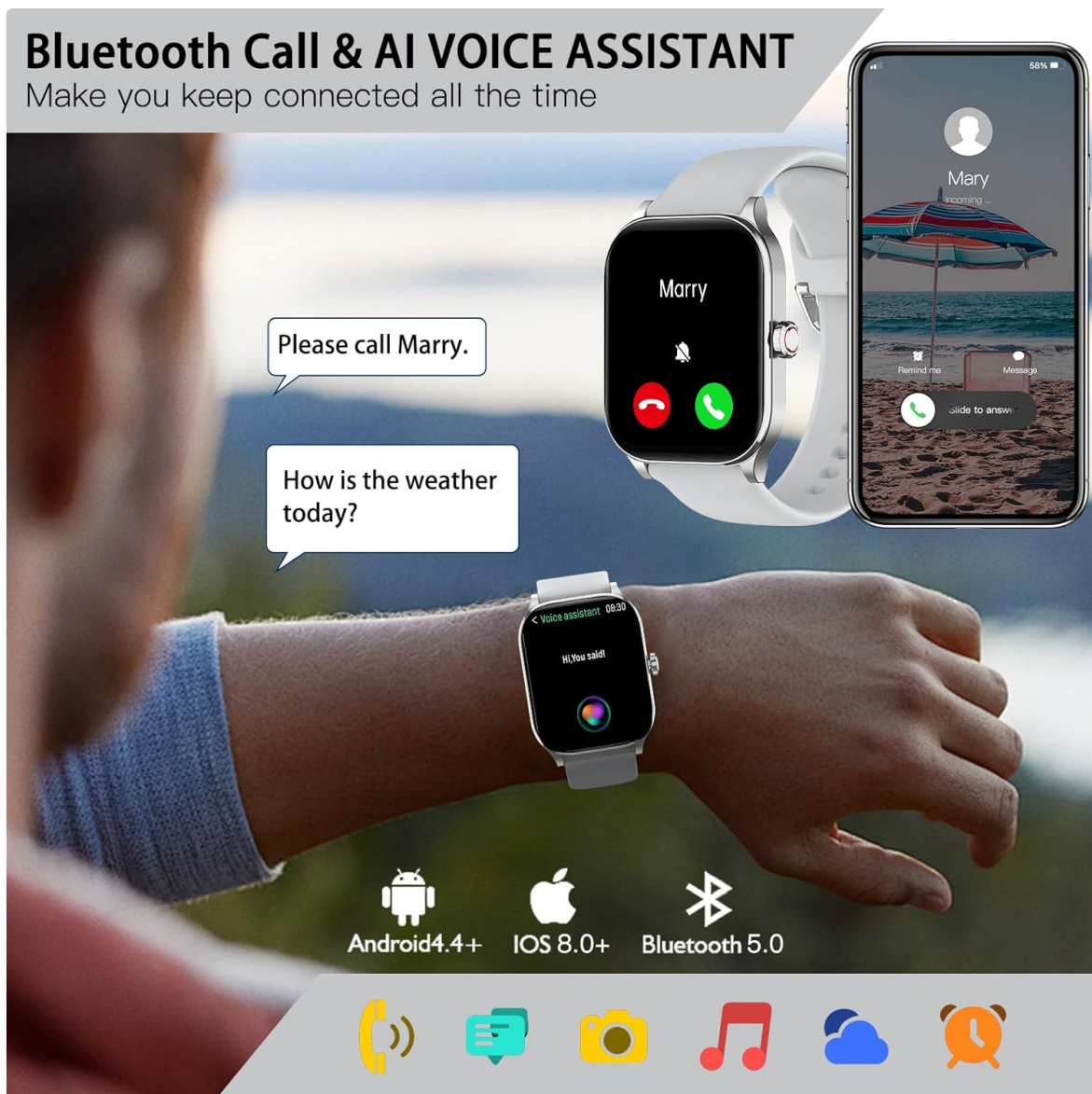
This image shows the main display of the Odsslgw P68 Smart Watch, highlighting its sleek design and the ability to handle calls directly from the wrist.

2. Bluetooth Calling and Smart Notifications

Once paired, the watch allows you to make and receive calls directly. Access the 'Phone' icon on the watch to dial or view call records. Enable notifications for messages and social media apps (e.g., Facebook, WhatsApp, Instagram) within the companion app settings to receive alerts on your wrist.

Bluetooth Call & AI VOICE ASSISTANT

Make you keep connected all the time



This image illustrates how the smartwatch can be used to make and receive calls, and interact with an AI voice assistant for tasks like checking the weather.

Stay Connected, Stay Informed

Never miss a thing with our smart watch's notifications feature



This image shows the smartwatch receiving notifications from popular apps like Phone, Messages, Facebook, Twitter, WhatsApp, Instagram, Skype, and TikTok, ensuring you stay informed.

3. Health Monitoring

The watch continuously monitors various health metrics. Access these features through the watch's menu or the companion app for detailed historical data.

- **Heart Rate:** Tracks your heart rate throughout the day.
- **Blood Oxygen (SpO2):** Measures blood oxygen saturation levels.
- **Sleep Tracking:** Analyzes sleep patterns, including deep and light sleep stages.
- **Stress Monitor:** Provides insights into your stress levels.

Smart Health Monitoring At Your Fingertips



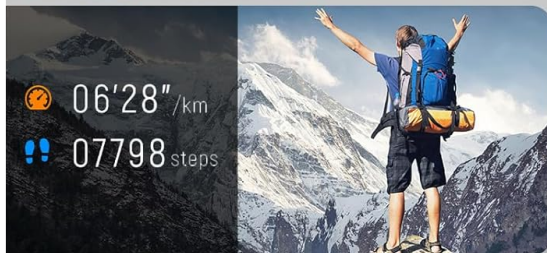



This image highlights the comprehensive health tracking capabilities of the smartwatch, showing real-time data for heart rate, blood oxygen, stress levels, and detailed sleep analysis.

4. Multi-Sport Modes

The watch supports over 100 sports modes. Select your activity (e.g., running, cycling, yoga) from the sports menu. The watch will track relevant data such as steps, calories burned, distance, and heart rate during your workout.

100+ Sport Modes & IP68 Waterproof



This image showcases the smartwatch's ability to track over 100 sports modes, providing metrics such as pace, steps, and calories burned, even in waterproof conditions.

5. Customization

Watch Faces: Choose from over 100 pre-installed watch faces or customize your own using photos from your phone via the app.

100+ Fashion Dial & Custom Dials

There are more than 100 different dials, which can be matched with different moods and different clothes. At the same time, you can freely change your personal photo as the subject.



This image demonstrates the extensive customization options for watch faces, allowing users to select from over 100 designs or create their own using personal images.

6. Other Practical Functions

The Odsslw Smart Watch P68 includes a variety of other useful features:

- **Voice Assistant:** Use voice commands for various tasks.
- **Weather Forecast:** Get real-time weather updates.
- **Music Control:** Manage music playback on your phone.
- **Alarm Clock, Stopwatch, Timer:** Essential timekeeping tools.
- **Find Phone:** Locate your misplaced smartphone.

MORE PRACTICAL FUNCTIONS

Bring more convenience to your life



This image provides an overview of the many features integrated into the smartwatch, making it a versatile daily companion.

MAINTENANCE

1. Cleaning

Regularly clean your smartwatch and watch band to prevent skin irritation and maintain hygiene. Use a soft, damp cloth. For the band, especially after intense workouts or prolonged wear, a mild soap and water solution can be used, followed by thorough rinsing and drying. Ensure the watch is completely dry before wearing it again.

2. Water Resistance

The Odsslgw Smart Watch P68 has an IP68 waterproof rating. This means it is resistant to dust and can withstand immersion in water up to 1.5 meters for 30 minutes. It is suitable for daily use, hand washing, and swimming. However, it is not recommended for hot showers, saunas, or diving, as steam and hot water can compromise the seals and water resistance.

3. Battery Care

To prolong battery life, avoid exposing the watch to extreme temperatures. Charge the watch when the battery is low, but avoid leaving it fully discharged for extended periods. It is also advisable to avoid overcharging by disconnecting the charger once the battery is full.

TROUBLESHOOTING

If you encounter any issues with your Odsslgw Smart Watch P68, refer to the following common troubleshooting steps:

- **Cannot Pair with Phone:**
Ensure Bluetooth is enabled on your phone and the watch. Make sure the watch is sufficiently charged. Restart both your phone and the watch. Try unpairing and re-pairing the device through the app.
- **Inaccurate Health Readings:**
Ensure the watch is worn snugly on your wrist, but not too tight. Keep the sensor clean and free from debris. Remain still during measurements for best accuracy.
- **Watch Face Resets Unexpectedly:**
This can sometimes occur due to app updates or connectivity issues. Re-select your desired watch face through the companion app. If the issue persists, ensure the app and watch firmware are up to date.
- **Notifications Not Appearing:**
Verify that notifications are enabled for specific apps within the companion app settings. Check your phone's system settings to ensure the app has permission to send notifications. Ensure the watch is connected via Bluetooth.
- **Short Battery Life:**
Reduce screen brightness. Limit continuous heart rate monitoring or frequent use of power-intensive features. Ensure the watch is fully charged.

SPECIFICATIONS

Feature	Detail
Model Number	P68
Screen Size	1.85" / 2.01" HD Touch Screen
Connectivity	Bluetooth 5.0
Battery Capacity	350 mAh Lithium Polymer
Charging Time	Approx. 1.5 - 2 hours
Battery Life	7-10 days (usage), 30+ days (standby)
Waterproof Rating	IP68
Operating System Compatibility	Android 5.0 or above, iOS 9.0 or above
Health Monitoring	Heart Rate, SpO2, Sleep, Stress
Sports Modes	100+
Item Weight	3.2 ounces

WARRANTY AND SUPPORT

The Odsslgw Smart Watch P68 comes with a standard manufacturer's warranty. For specific warranty details, technical support, or customer service inquiries, please refer to the contact information provided with your purchase documentation or visit the official Odsslgw website. Keep your purchase receipt as proof of purchase for warranty claims.