



[Manuals.plus](#) /

> [Novilla](#) /

> Novilla King Bed Frame with Headboard Instruction Manual, Model N-F14003-K/12-NT

## Novilla N-F14003-K/12-NT

# Novilla King Bed Frame with Headboard Instruction Manual

Model: N-F14003-K/12-NT

[Safety Information](#)

[Setup](#)

[Operation](#)

[Maintenance](#)

[Troubleshooting](#)

[Specifications](#)

[Warranty & Support](#)

## 1. SAFETY INFORMATION

Please read and understand all safety information before assembling and using this product. Failure to follow these instructions may result in injury or product damage.

- **Weight Capacity:** Do not exceed the maximum weight capacity of 600 pounds for the King size bed frame. Exceeding this limit may cause structural failure.
- **Assembly:** Ensure all parts are correctly assembled according to the instructions. Improper assembly can lead to instability or collapse.
- **Pinch Points:** Exercise caution during assembly to avoid pinch points, especially when handling moving parts or connecting sections.
- **Missing or Defective Parts:** If any parts are missing or appear defective, do not proceed with assembly. Contact customer service immediately for assistance.

## 2. SETUP AND ASSEMBLY

The Novilla King Bed Frame is designed for straightforward assembly, typically requiring two individuals and approximately 30 minutes to complete.

## 2.1. Included Components

Verify that all components listed in the installation manual are present before beginning assembly. The package typically includes:

- Headboard
- Bed Frame Components (side rails, support legs)
- Wooden Slats
- Hardware Pack (screws, bolts, Allen wrench)
- Installation Manual

## 2.2. Assembly Steps

1. **Unpack and Identify Parts:** Lay out all components on a clean, soft surface to prevent scratches. Refer to the installation manual to identify each part.
2. **Assemble the Headboard:** Attach the headboard components as instructed in the manual.
3. **Connect Side Rails:** Securely attach the side rails to the headboard and footboard (if applicable) using the provided hardware. Ensure all connections are tight.
4. **Install Support Legs:** Attach the 14 sturdy support legs to the bed frame. These legs provide critical stability and weight distribution.
5. **Place Wooden Slats:** Position the wooden slats across the bed frame. The solid wooden slats feature a Velcro design for easy and quick installation, which also helps reduce potential noise disturbances. Ensure all slats are evenly spaced and securely fastened.
6. **Final Tightening:** Double-check all screws and bolts to ensure they are fully tightened.

# 100% Original Wood

Selected high-quality wood  
but may still have the following natural characteristics



- Color differences caused by different parts of the wood
- Color difference caused by different processing methods
- Color difference caused by environmental factors

Figure 2.1: Exploded view of bed frame components for assembly.

# 8.5" Ample Storage Space.

Sweeping robot can clean easily



Figure 2.2: Visual guide for bed frame assembly steps.



Figure 2.3: Non-slip patches on slats to prevent mattress shifting.



Figure 2.4: Securing frame components with screws.



Figure 2.5: Detail of the thickened middle beam for stability.

---

### **3. OPERATION AND USAGE**

The Novilla King Bed Frame is designed to provide stable and comfortable support for your mattress without the need for a box spring.

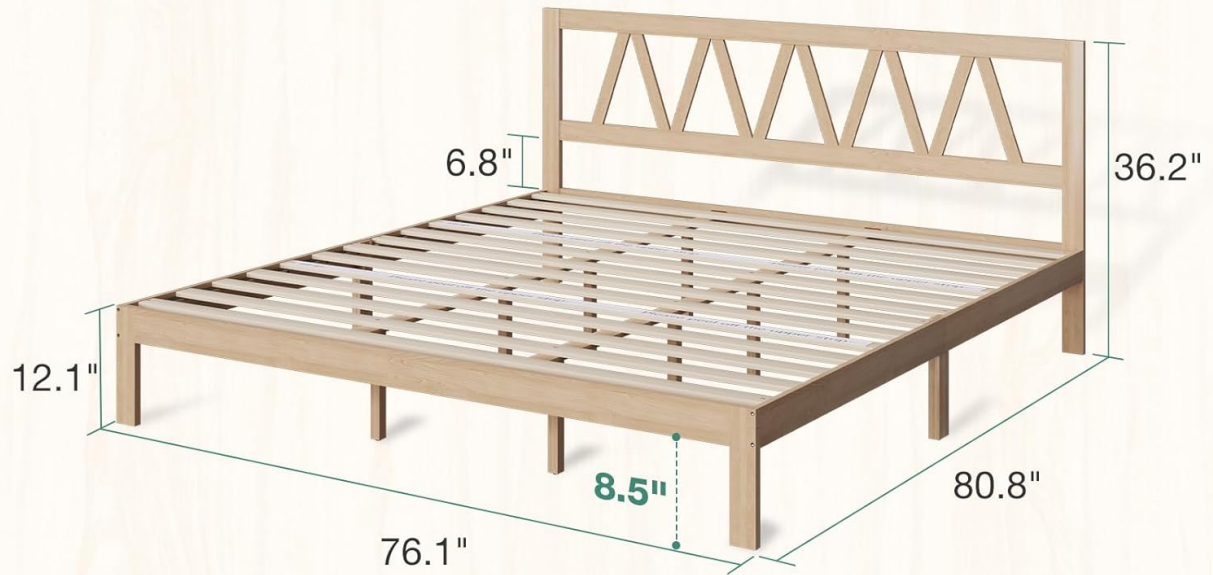
#### **3.1. Mattress Compatibility**

This bed frame is compatible with King size mattresses. The robust wooden slat system provides ample support, eliminating the need for a traditional box spring.

#### **3.2. Stability and Noise Reduction**

The frame features a solid wood construction with 14 wooden slats and 14 sturdy support legs, ensuring reliable reinforcement. Non-slip foot pads are integrated into the support legs to prevent floor scratches and minimize movement, contributing to a quiet sleep experience.

## Dimension & Capacity.


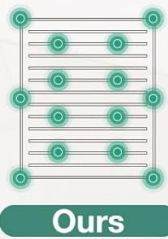


### ● Weight Capacity

**King: 80.8" x 76.1" x 36.2"**



Figure 3.1: Dimensions and weight capacity overview.



**14 Solid Legs  
Support Design.**

Figure 3.2: The 14 solid leg support design for enhanced stability.



Figure 3.3: Velcro design on slats for secure and silent mattress support.

## 4. MAINTENANCE

Proper care and maintenance will extend the lifespan of your Novilla King Bed Frame.

- **Cleaning:** Wipe the wood surfaces with a soft, damp cloth. Avoid harsh chemicals or abrasive cleaners that could damage the finish.
- **Regular Checks:** Periodically inspect all bolts and screws to ensure they remain tight. Re-tighten if necessary to maintain stability.
- **Floor Protection:** The integrated non-slip foot pads help protect your flooring. Ensure these pads are intact and in place.
- **Under-bed Space:** The 8.5-inch under-bed clearance allows for easy cleaning underneath the frame. Regularly clean this area to prevent dust accumulation.

# Modern Style Headboard

Solid Wood Headboard and Frame, Simple and Beautiful



Figure 4.1: Modern style headboard design.



Figure 4.2: Ample 8.5-inch under-bed storage space.

## 5. TROUBLESHOOTING

This section addresses common issues you might encounter with your bed frame.

<b>Problem</b>	<b>Possible Cause</b>	<b>Solution</b>
Bed frame is wobbly or unstable.	Loose connections; uneven floor; improper assembly.	Ensure all bolts and screws are securely tightened. Check if the bed is on a level surface. Review assembly instructions to confirm correct installation.
Squeaking noises.	Loose connections; slats rubbing against frame; mattress movement.	Tighten all hardware. Ensure slats are properly seated and the Velcro is engaged. Verify mattress is not shifting excessively.
Mattress slides on the frame.	Non-slip patches on slats are not effective or missing.	Ensure the non-slip patches on the wooden slats are clean and properly adhered. If necessary, contact support for replacement patches.
Damage to product.	Exceeded weight capacity; impact damage.	Refer to the weight capacity in the specifications. For significant damage, contact customer support.

## 6. SPECIFICATIONS

Detailed specifications for the Novilla King Bed Frame with Headboard.

<b>Feature</b>	<b>Detail</b>
<b>Model Number</b>	N-F14003-K/12-NT
<b>Size</b>	King
<b>Product Dimensions (L x W x H)</b>	80.8" x 76.1" x 36.2"
<b>Color</b>	Oak
<b>Material</b>	Solid Wood
<b>Finish Type</b>	Lacquered
<b>Weight Capacity</b>	Up to 600 lbs
<b>Under-bed Clearance</b>	8.5 inches
<b>Ground to Item Distance</b>	12.1 inches
<b>Assembly Required</b>	Yes
<b>Special Feature</b>	No Box Spring Needed
<b>Item Weight</b>	73.6 pounds



Figure 6.1: Size and weight capacity comparison across different models.

---

## 7. WARRANTY AND SUPPORT

### 7.1. Warranty Information

Specific warranty details for the Novilla King Bed Frame are not provided within this product data. For information regarding product warranty, please contact Novilla customer service directly.

### 7.2. Customer Support

For any questions, missing parts, defective components, or assistance with assembly, please contact Novilla customer support. You can typically find contact information on the Novilla brand website or through the retailer where the product was purchased.

You may also visit the official Novilla store for more information: [Novilla Store](#)