

Manuals+

[Q & A](#) | [Deep Search](#) | [Upload](#)

[manuals.plus](#) /

› [Fitoncloud](#) /

› [Fitoncloud Smart Watch E01 User Manual](#)

Fitoncloud E01

Fitoncloud Smart Watch E01 User Manual

Model: E01 | Brand: Fitoncloud

INTRODUCTION

This manual provides detailed instructions for setting up, operating, and maintaining your Fitoncloud Smart Watch E01. Designed for women, this smartwatch combines elegant aesthetics with advanced health and fitness tracking capabilities, including Bluetooth calling, heart rate, blood pressure, and blood oxygen monitoring, and over 120 sports modes. Please read this manual thoroughly to ensure proper use and to maximize your experience with the device.

WHAT'S IN THE BOX

- Rose Gold Smart Watch x1
- Pink Silicone Strap x1
- Rose Gold Steel Band x1
- Magnetic USB Charger Cable x1
- User Manual x1

Lots of Features

A watch with several functions for your different requirements.



Sedentary reminder



Alarm clock



Find phone



Drinking water



Stopwatch



Timer



Music control



Breathing training



Image: The Fitoncloud Smart Watch E01, showing the watch, two interchangeable straps (rose gold steel and pink silicone), and the magnetic USB charging cable.

SETUP

1. Initial Charging

Before first use, fully charge your smartwatch. Connect the magnetic USB charger cable to the charging points on the back of the watch and plug the USB end into a compatible power source. A full charge takes approximately 1.5 hours.

2. App Installation

Download the **FitCloudPro** app from your smartphone's app store (Google Play Store for Android or Apple App Store for iOS). The app is compatible with Android 5.1+ and iOS 8.0+ devices.

3. Device Pairing

Ensure Bluetooth is enabled on your smartphone. Open the FitCloudPro app, navigate to the device section, and search for your smartwatch (Model E01). Select the device to initiate pairing. Follow the on-screen prompts on both your phone and watch to confirm the connection.

Your browser does not support the video tag.

Video: A step-by-step guide on how to connect the Fitoncloud Smart Watch to your smartphone using the companion app.

OPERATING INSTRUCTIONS

Basic Navigation

The smartwatch features a 1.19-inch full touch screen. Swipe left, right, up, or down to navigate through menus and access different functions. The side button typically serves as a home button or to wake the screen.

1.19" AMOLED Touch Screen Always-on Display



Comfortable and soft,
fits the skin.




Elegant and refined,
easy to wear.



Image: The smartwatch screen, showcasing its vibrant 1.19-inch AMOLED display and always-on functionality.

Bluetooth Calling and Notifications

With Bluetooth 5.2, the watch supports answering and making calls directly from your wrist. It can store up to 50 contacts for quick dialing. You will also receive message reminders and notifications from various apps directly on your watch, ensuring you don't miss important information.



Protect your healthy life!

Real-time heart rate and blood oxygen monitoring around the clock so you can enjoy every moment with peace of mind.

Heart rate

Blood oxygen

Respiratory training





Image: The smartwatch's Bluetooth calling interface, showing options for contacts, dial pad, and call log.

120+ Sport Modes

Accurately records workout data to help you achieve every fitness breakthrough.

GPS-Route



Step count

Distance

Calories

Heart rate




Image: The smartwatch displaying a message notification, demonstrating its ability to receive alerts from smartphone applications.

Watch Faces

Personalize your watch with 5 built-in dials, over 100 online dials available through the app, and customizable dials using your own photos. Access these options via the FitCloudPro app.

100+ online Dials & Dly Dials

Many watch face options to choose from.
You can change the face to suit your mood.



Android
5.1 and Above



Compatible
iOS 8.0 and Above



Bluetooth
Connection



Image: A selection of diverse watch faces, illustrating the extensive customization options available for the smartwatch.

Sports Modes

The watch offers over 120 sports modes to track your activities accurately. You can view GPS routes and detailed data (steps, distance, calories, heart rate) via the mobile app to monitor your progress.



Image: The smartwatch displaying sports tracking data, including GPS route, step count, distance, calories, and heart rate.

Health Monitoring

Equipped with advanced sensors, the smartwatch monitors blood oxygen (SpO2), blood pressure, and heart rate in real-time 24/7. It also provides nighttime sleep monitoring (deep sleep, light sleep, awake time) to help improve sleep habits. Additionally, a breathing training function is available to help manage stress.

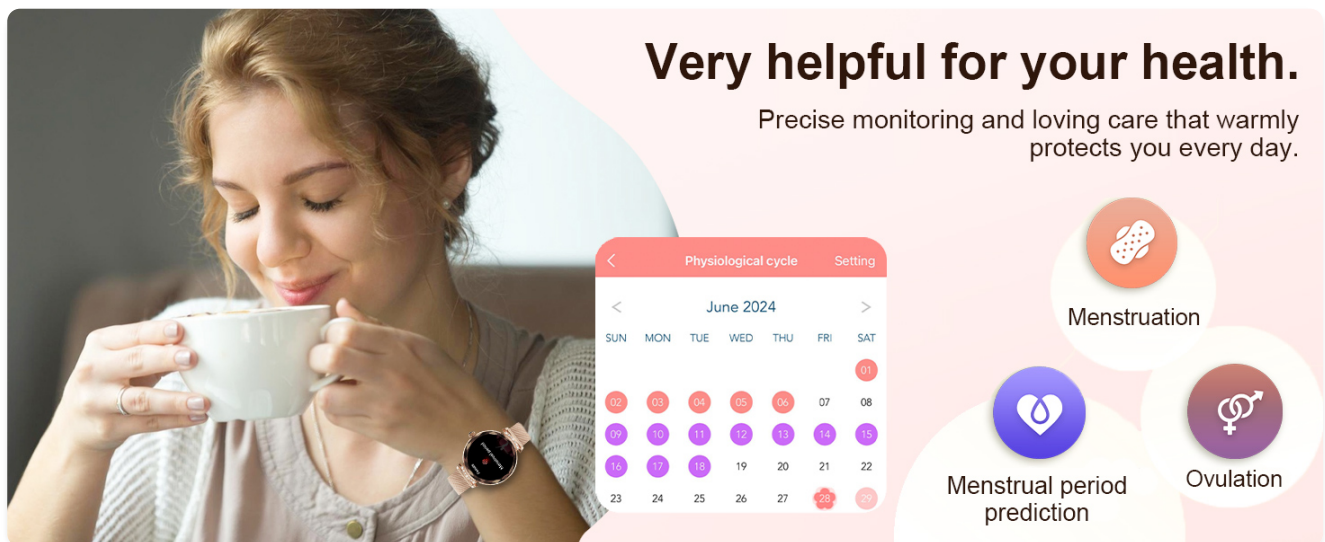


Image: The smartwatch displaying real-time heart rate data, alongside icons for blood oxygen and respiratory training.

Female Health Tracking

The watch accurately tracks three periods of women: menstruation, ovulation, and safety periods. You can set up menstrual reminders within the FitCloudPro mobile app to prepare for special days and ensure better care for women's health.

Lots of face choices & Customizable faces

It also has a whole bunch of customizable watch faces that you can download in the app so you can keep up with every season.



- 100+ online dials
- 6 system dials
- Customized dial



Image: The smartwatch interface for female physiological cycle tracking, showing menstrual period prediction and related health icons.

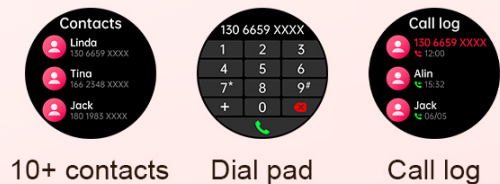
Other Features

- **AI Voice Assistant:** Control your watch and phone with voice commands.
- **Sedentary Reminder:** Alerts you to move after periods of inactivity.
- **Medication Reminder:** Helps you remember to take your medication.
- **Alarm Clock:** Set multiple alarms for daily tasks.
- **Find Phone:** Locate your misplaced smartphone.
- **Drinking Water Reminder:** Prompts you to stay hydrated.
- **Music Control:** Manage music playback on your phone.
- **Camera Control:** Use your watch as a remote shutter for your phone's camera.
- **Weather Forecast:** Get real-time weather updates.



Intelligent Bluetooth calls

Answering/placing calls with one click.
Free up your hands and increase efficiency.



10+ contacts

Dial pad

Call log

Image: The smartwatch displaying various utility features such as sedentary reminder, alarm, and music control.

Cleaning

Regularly clean your smartwatch and straps with a soft, dry cloth. For stubborn dirt, a slightly damp cloth can be used, ensuring the watch is completely dry before charging or prolonged use. Avoid harsh chemicals or abrasive materials.

Water Resistance (IP68)

The Fitoncloud Smart Watch E01 is IP68 waterproof, meaning it is resistant to dust and can withstand immersion in water up to 1.5 meters for up to 30 minutes. It is suitable for daily use, hand washing, and light rain. However, it is not recommended for hot showers, saunas, or diving, as steam and high water pressure can compromise the seal.

**IP68
Waterproof**

**300 mAh Long
Battery Life**

5 Days
Daily Use Time

1.5 Hours
Charging Time

300 mAh

100%

Image: The smartwatch highlighting its IP68 waterproof rating and long battery life.

Battery Care

The 300 mAh battery provides approximately 5 days of daily use time and up to 15 days of standby time. To prolong battery life, avoid extreme temperatures and fully discharge and recharge the battery periodically.

TROUBLESHOOTING

Problem	Possible Solution
Watch not turning on	Ensure the watch is fully charged. Connect to the charger for at least 30 minutes.
Unable to pair with phone	Check if Bluetooth is enabled on your phone. Ensure the watch is within range. Restart both the watch and phone. Clear Bluetooth cache on your phone if issues persist.
Notifications not received	Verify app permissions for notifications in your phone settings. Ensure the FitCloudPro app is running in the background. Check notification settings within the FitCloudPro app.
Inaccurate health data	Ensure the watch is worn snugly on your wrist, not too tight or too loose. Clean the sensor on the back of the watch. Note that health data is for reference only and not for medical diagnosis.
Short battery life	Reduce screen brightness. Turn off unnecessary features like continuous heart rate monitoring if not needed. Limit frequent screen wake-ups.

SPECIFICATIONS

Feature	Detail
Model Number	E01
Screen Size	1.19 Inches
Screen Type	AMOLED, Full Touch
Resolution	360 x 360 pixels
Connectivity	Bluetooth 5.2
Battery Capacity	300 mAh Lithium Polymer
Water Resistance	IP68
Operating System	Proprietary (developed by Fitoncloud)
Compatibility	Android 5.1+ / iOS 8.0+

Feature	Detail
Item Weight	6.7 ounces
Product Dimensions	11.22 x 3.94 x 0.75 inches

WARRANTY AND SUPPORT

Your Fitoncloud Smart Watch E01 comes with a **12-month warranty**. For any product issues, replacements, or refunds, please contact Fitoncloud customer support directly. Lifetime technical support is provided for this item.

For further assistance, visit the official Fitoncloud store on Amazon: [Fitoncloud Store](#)