

## Manuals+

[Q & A](#) | [Deep Search](#) | [Upload](#)

[manuals.plus](#) /

› [Field Tuff](#) /

› [Field Tuff 5' 3 Point Cultipacker Instruction Manual](#)

### Field Tuff FTF-0526CP3PT

# Field Tuff 5' 3 Point Cultipacker Instruction Manual

Model: FTF-0526CP3PT | Brand: Field Tuff

## 1. INTRODUCTION

The Field Tuff 5-foot 3-point cultipacker is designed for efficient seedbed preparation and soil compaction. It features 26 cast iron packer wheels and a 60-inch working width, making it suitable for use with Category 1 3-point hitch equipment, including various tractor and ATV models. This manual provides essential information for the safe and effective operation, assembly, and maintenance of your cultipacker.



This image displays the complete Field Tuff 5-foot 3-point cultipacker, highlighting its robust frame and cast iron packer wheels.

## 2. IMPORTANT SAFETY INFORMATION

Always adhere to the following safety guidelines to prevent injury and ensure proper operation of the cultipacker:

- Always wear appropriate safety gear, including gloves, safety glasses, and sturdy footwear.
- Keep bystanders at a safe distance from the equipment during operation.

- Do not operate the equipment if you are tired or under the influence of drugs or alcohol.
- Always follow the manufacturer's instructions for safe operation and maintenance.

### 3. PRODUCT FEATURES

---

The Field Tuff cultipacker is engineered with several key features to optimize its performance:

- **Durable Construction:** Built with 26 cast iron packer wheels and a robust frame, designed for tough landscaping tasks.
- **Wide Working Area:** A 60-inch working width allows for efficient seedbed preparation, covering large areas quickly.
- **Versatile Compatibility:** Compatible with Category 1 3-point hitch equipment, making it suitable for various tractor and ATV models.
- **Improved Seedbed:** Designed to compact soil, remove air pockets, and prevent deep planting, ensuring optimal conditions for seed germination.
- **Multi-functional Design:** Features crushing knobs to pulverize soil clumps and a top tray to create moisture-retaining dimples, enhancing overall soil quality.



**Heavy Duty  
Steel**



**Seedbed  
Preparation**



**Large Working  
Width**



The cultipacker is shown connected to a tractor, illustrating its operational setup and large working width for efficient seedbed preparation.

## 4. ASSEMBLY AND SETUP

The Field Tuff cultipacker is designed for straightforward assembly. While specific step-by-step instructions are provided in the packaging, the general setup involves attaching the unit to a Category 1 3-point hitch on your ATV or tractor.

1. Unpack all components and verify against the parts list provided in your product manual.
2. Assemble the main frame and attach the cast iron packer wheels according to the detailed instructions.
3. Connect the cultipacker to your Category 1 3-point hitch. Ensure all pins and fasteners are securely in place.
4. Before initial use, perform a visual inspection to confirm all connections are tight and the unit is stable.



This image provides a detailed view of the cultipacker's 26 cast iron wheels as they compact and prepare the soil, showing the crushing knobs and moisture-retaining dimples.

## 5. OPERATING INSTRUCTIONS



To achieve optimal results with your Field Tuff cultipacker, follow these operating guidelines:

- **Prepare the Area:** Ensure the area to be worked is free of large debris, rocks, or obstacles that could damage the cultipacker.
- **Attach to Vehicle:** Securely attach the cultipacker to your ATV or tractor's 3-point hitch.
- **Adjust Depth:** Use your vehicle's hydraulic system to lower the cultipacker to the desired working depth. The cultipacker is designed to compact the top layer of soil.
- **Begin Operation:** Drive at a consistent, moderate speed across the area. The rotating wheels will compact the soil, break up clumps, and create dimples for moisture retention.
- **Overlap Passes:** For uniform compaction, slightly overlap each pass.
- **Monitor Performance:** Observe the soil condition behind the cultipacker. The goal is a firm, finely textured seedbed.



The cultipacker is seen from behind a tractor, demonstrating its effective soil compaction and seedbed preparation across a wide area.

## 6. MAINTENANCE

---



Regular maintenance ensures the longevity and optimal performance of your Field Tuff cultipacker:

- **Cleaning:** After each use, clean off any accumulated soil, debris, or plant matter from the wheels and frame. This prevents rust and ensures smooth operation.
- **Inspection:** Periodically inspect all bolts, nuts, and pins for tightness. Tighten any loose fasteners.
- **Wheel Condition:** Check the cast iron packer wheels for any signs of damage, cracks, or excessive wear. Replace damaged wheels as necessary.
- **Lubrication:** Consult your product manual for specific lubrication points and recommended intervals. Generally, moving parts and bearings should be lubricated to reduce friction and wear.
- **Storage:** Store the cultipacker in a dry, covered area to protect it from the elements when not in use.

## 7. TROUBLESHOOTING

---

Addressing common issues can help maintain the efficiency of your cultipacker:

- **Insufficient Compaction:** If the cultipacker is not providing adequate soil compaction, ensure the soil is not excessively wet or dry. For very light soil conditions or when more aggressive compaction is needed, additional weight can be added to the top tray of the cultipacker. Ensure any added weight is securely fastened and does not exceed the structural capacity of the unit.
- **Uneven Compaction:** Check that the cultipacker is level when attached to the hitch. Adjust the hitch arms if necessary to ensure even pressure across the entire working width.
- **Difficulty Rolling:** Clear any debris or tangled material from between the packer wheels. Inspect bearings for proper lubrication and smooth rotation.

## 8. SPECIFICATIONS

---

Detailed specifications for the Field Tuff 5' 3 Point Cultipacker (Model FTF-0526CP3PT):

Specification	Detail
Brand	Field Tuff
Model Number	FTF-0526CP3PT
Color	Black
Power Source	Manual (Tractor/ATV Operated)
Material	Alloy Steel, Cast Iron
Working Width	60 inches
Packer Wheels	26 Cast Iron
Hitch Compatibility	Category 1 3-point hitch
UPC	832830005746



This visual summary highlights the cultipacker's core specifications, including its cast iron packer wheels, dimensions, weight, and working width.

## 9. CUSTOMER SUPPORT






---

For further assistance, parts, or warranty information, please refer to the contact details provided in your product packaging or visit the official Field Tuff website. You can also find general customer support information via the [Amazon Customer Support page](#).

© 2023 Field Tuff. All rights reserved. Information subject to change without notice.

**Related Documents - FTF-0526CP3PT**



 <p><b>Field Tuff</b> 3pt Suitcase Weight Hitch OWNER'S MANUAL</p> <p><b>Model FTF-02RWB</b></p>	<p><a href="#">Field Tuff 3pt Suitcase Weight Hitch FTF-02RWB Owner's Manual</a></p> <p>Owner's manual for the Field Tuff 3pt Suitcase Weight Hitch (Model FTF-02RWB), providing assembly, operation, safety, maintenance, and warranty information for tractor use.</p>
 <p><b>Field Tuff</b> FIELD TUFF FTF-72PSR3PT 72" 3pt Pine Straw Rake Owner's Manual</p>	<p><a href="#">Field Tuff FTF-72PSR3PT 72-Inch 3-Point Pine Straw Rake Owner's Manual</a></p> <p>This owner's manual provides essential information for the safe operation, assembly, maintenance, and care of the Field Tuff FTF-72PSR3PT 72-inch 3-point pine straw rake. It includes technical specifications, safety guidelines, assembly steps, parts list, and warranty information.</p>
<p>Vehicle Data Codes as of 1/26/2010</p>	<p><a href="#">Vehicle Data Codes: A Comprehensive Guide to Classification</a></p> <p>Explore the detailed Vehicle Data Codes as of January 26, 2010, covering license plate types, vehicle makes, models, styles, colors, categories, and engine specifications. This guide provides essential codes for vehicle identification and data management.</p>
 <p><b>BEST</b> PRO-3 SERIES HITCH/COUNTERWEIGHT SYSTEM AND ACCESSORIES</p> <p><b>Operation &amp; Maintenance Manual</b></p>	<p><a href="#">Tuff Built Pro-3 Series Hitch/Counterweight System Operation and Maintenance Manual</a></p> <p>This manual provides detailed information on the operation and maintenance of the Tuff Built Pro-3 Series Hitch/Counterweight System, including setup, applications, safety precautions, and inspection procedures.</p>
	<p><a href="#">Yard Gear Brush Cutter Replacement Head Installation Guide</a></p> <p>Comprehensive installation guide for the Yard Gear Brush Cutter Replacement Head, detailing safety precautions, four installation methods for various trimmer types, and blade replacement instructions. Includes compatibility information and customer support details.</p>
 <p><b>Field Tuff</b> ATV Single Row Disc Harrow OWNER'S MANUAL</p> <p><b>Model ATV-51SGDH</b></p>	<p><a href="#">Field Tuff ATV Single Row Disc Harrow Owner's Manual</a></p> <p>Owner's manual for the Field Tuff ATV Single Row Disc Harrow (Item# ATV-51SGDH). Includes assembly instructions, technical specifications, safety guidelines, maintenance tips, and warranty information.</p>

**Field Tuff FTF-0526CP3PT 3-Point Cultipacker**

The Field Tuff FTF-0526CP3PT 3pt Cultipacker has a working width of 60" or 5' for a wide working area. This Field Tuff cultipacker fits your category 1, 3pt hitch tractor. Constructed of 26 individual, cast-iron, agricultural-quality packer wheels that measure 9.5" each. The model features revolving knobs for pulverizing clumps and creating moisture-retaining dimples for healthier soil. The steel packer wheel shaft measures 1.5" in diameter for a long-lasting tool. The cultipacker features a top on top and measures 22" x 14" x 31". The Field Tuff cultipacker is ideal for removing air pockets, creating a firm seedbed, and preventing deep seed planting. 1 year limited manufacturer's parts warranty.

- 5' wide working width
- Fits your category 1, 3pt hitch tractor
- Constructed of 26 individual cast-iron agricultural-quality packer wheels measuring 9.5" each
- Features a top on top and revolving knobs for pulverizing clumps and creating moisture-retaining dimples
- Steel packer wheel shaft measures 1.5" in diameter for a long-lasting tool
- Measures 22" x 14" x 31"
- Ideal for removing air pockets, creating a firm seedbed, and preventing deep seed planting
- 1 year limited manufacturer's parts warranty
- SEARCH TERMS: soil, dirt, moisture, clod, clumps, rocks, stones, food plot, seeds, seedling, sow, sowing, cast iron, packer, knobs, pulverize, shaft, pneumatic, seedbed, firm, air pockets, field, garden, ATV, UTV, utility tractor, category 1, cat 1, 3 point hitch, hitch, level, pack
- Product dimensions: 22" x 14.1" x 30.8"

[pdf] User Manual Guide Warranty

Kirsten 740338 manual 1704748629 0 image sportsmansguide ProductDocuments |||

Field Tuff **FTF-0526CP3PT** 3-Point Culitpacker The Field Tuff **FTF-0526CP3PT** 3pt

Cultipacker has a working width of 60 or 5 for a wide working area. This Field Tuff cultipacker fits your category 1, 3pt hitch tractor. Constructed of 26 individual, cast-iron, agricultural-quality packer wheels that me...

lang:en score:42 filesize: 101.62 K page\_count: 1 document date: 2023-11-08