

## Aroepurt D105

# Aroepurt Tablet Case for Kimlok D105 10.1-Inch Tablet

User Instruction Manual

## 1. INTRODUCTION

This manual provides instructions for the Aroepurt 360-degree rotating PU leather folio stand case, designed for the Kimlok D105 10.1-inch tablet. This case offers protection, multiple viewing angles, and convenient features for your device.

Please read these instructions carefully to ensure proper use and care of your tablet case.

## 2. PACKAGE CONTENTS

- 1 x Aroepurt Tablet Case (Brown)

## 3. SETUP AND INSTALLATION

Follow these steps to properly install your Kimlok D105 tablet into the case:

1. **Open the Case:** Gently open the folio cover of the tablet case.
2. **Insert the Tablet:** Align your Kimlok D105 10.1-inch tablet with the internal frame of the case. Carefully press the tablet into the secure corner holders until it is firmly seated. Ensure all edges are properly secured.
3. **Verify Fit:** Confirm that all ports, buttons, and the camera opening are accessible and unobstructed. The case features a reserved back camera opening to support camera usage.



*Image 1: The Aroepurt tablet case with a tablet securely installed, demonstrating its various stand configurations.*

## 4. OPERATING INSTRUCTIONS


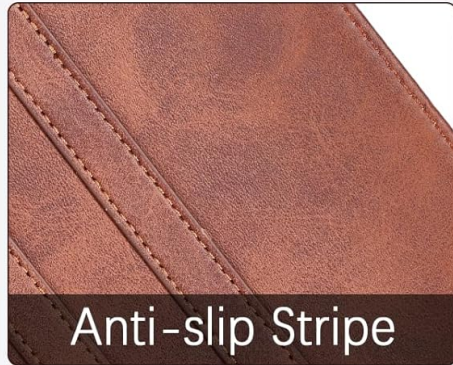
### 4.1. Multi-Viewing Stand Function

The case is designed with an anti-slip strip and a 360-degree rotation feature, allowing for multiple viewing angles. This enables hands-free use for watching videos, typing, or video calls.

1. **Activate Stand:** Fold the front cover back to form a triangular stand. The anti-slip strip helps secure the tablet at your desired angle.
2. **Rotate for Orientation:** The tablet can be rotated 360 degrees within the case, allowing for both portrait and landscape viewing modes.

# MULTIPLE VIEWING

It turns into a convenient stand.  
Frees your hands and gives you a  
best viewing angle.



*Image 2: Close-up view of the anti-slip stripe feature, which provides stability for various viewing angles.*



# ADJUSTABLE MULTIPLE ANGLES

Supports multiple viewing angles with 360° free rotate



*Image 3: Illustration of the 360-degree rotation capability and how to adjust the tablet to various viewing angles.*

## 4.2. Camera Access

The case includes pre-cutouts designed to accommodate tablets with different camera positions, ensuring that the rear camera remains accessible for use.

# SUITABLE FOR DIFFERENT PLATES

The 3 pre-cutouts can be used by tablets with different camera positions



*Image 4: The case features multiple camera cutouts to ensure compatibility with various tablet camera placements.*

## 4.3. Storage Pocket

A convenient storage pocket is integrated into the design, suitable for carrying cards, documents, or cash.



# STORAGE POCKET

The pocket is convenient for carrying-cards,documents,and cash




*Image 5: The case features a practical storage pocket for small items like cards or cash.*

## 4.4. Full Body Protection

The case provides comprehensive protection against scratches, shocks, fingerprints, and dust. Its design ensures that device ports, speakers, and buttons remain fully functional and accessible.

# ALL-OVER- PROTECTION


Goes into every side & corner



Device ports, speakers,  
buttons all work  
fine



Slim & Lightweight



It can protect the  
plate very well

*Image 6: The case offers all-around protection, including reinforced corners and precise cutouts for ports and buttons.*

## 5. MAINTENANCE

To maintain the appearance and longevity of your PU leather tablet case:

- **Cleaning:** Wipe the exterior with a soft, damp cloth. Avoid harsh chemicals or abrasive cleaners.
- **Storage:** Store the case in a cool, dry place away from direct sunlight and extreme temperatures when not in use.
- **Avoid Sharp Objects:** Prevent contact with sharp objects to avoid scratches or damage to the PU leather.

## 6. TROUBLESHOOTING

- **Tablet does not fit:** Ensure your tablet is a Kimlok D105 10.1-inch model. This case is specifically designed for this model. Verify the tablet's dimensions against the case specifications.
- **Stand is unstable:** Ensure the tablet is properly seated in the anti-slip strip grooves. Adjust the angle to find a stable position.
- **Camera opening misalignment:** The case has multiple cutouts. Ensure your tablet's camera aligns with one of the available openings.

- **Auto-sleep/wake function not working:** This case does not support the auto-sleep/wake function of any tablet. This is a design characteristic, not a malfunction.

## 7. SPECIFICATIONS

Brand	Aroepurt
Compatible Devices	Kimlok D105 10.1-inch Tablet
Material	Premium Durable Synthetic PU Leather
Form Factor	Flip Case / Folio Stand
Special Features	360 Degree Rotation, Multi-Viewing Angles, Anti-slip Strip, Storage Pocket, Thickened Anti-drop Corner Protector, Camera Cutouts
Color	Brown
Product Dimensions	0.39 x 0.39 x 0.39 inches (approximate, for case)
Item Weight	2.46 ounces


## 8. WARRANTY AND SUPPORT

For any questions regarding your Aroepurt tablet case, please refer to the retailer's return and support policies where the product was purchased. Specific warranty details may vary by region and retailer.

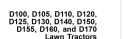
Always ensure to check the product listing or contact the seller directly for the most accurate and up-to-date support information.

© 2024 Aroepurt. All rights reserved.

### Related Documents - D105


  D100 Series Director Collection  <small>Installation Manual 2024-2025-2026</small>	<a href="#">Origin Acoustics D100 Series Director Collection Installation Manual</a> Installation manual for the Origin Acoustics D100 Series Director Collection speakers, covering specifications, setup, wiring, placement, troubleshooting, and warranty information.
--	--






[John Deere D100-D170 Lawn Tractors Technical Manual](#)

Comprehensive technical manual for John Deere D100, D105, D110, D120, D125, D130, D140, D150, D155, D160, and D170 Lawn Tractors, covering repair, operation, tests, and adjustments.




[John Deere 100 Series Operator's Manual](#)

This operator's manual provides essential safety instructions, operating procedures, and maintenance guidelines for John Deere 100 Series tractors. Learn about product identification, safety labels, operating controls, service intervals, and troubleshooting to ensure safe and efficient use of your John Deere equipment.



[John Deere 100 Series Tractors Operator's Manual | Safety & Maintenance Guide](#)

Official operator's manual for John Deere 100 Series Tractors (D105, D110, D120, D130, D140, D160, D170). Includes safety, operation, maintenance, troubleshooting, and specifications.



John Deere Tractors 100 Series Operator's Manual

Comprehensive operator's manual for John Deere 100 Series Tractors (Models D105, D110, D120, D130, D140, D160, D170), covering safety, operation, maintenance, and specifications.



[John Deere Emissions Warranty, Maintenance, and Altitude Adjustment Kit Information](#)

Comprehensive guide to John Deere's emissions warranty, engine maintenance instructions, and crucial altitude adjustment kit requirements for various John Deere powered products (MY2012-MY2015). Learn how to ensure optimal engine performance and compliance.