

WESECUU TJ-8050-New

WESECUU Light Bulb Security Camera User Manual

Model: TJ-8050-New

INTRODUCTION

Thank you for choosing the WESECUU Light Bulb Security Camera. This device offers advanced home security features, including 2K HD video, dual-band Wi-Fi connectivity (2.4G & 5G), AI motion detection, two-way audio, and color night vision. Designed for easy installation, it integrates seamlessly into your home's existing light fixtures, providing comprehensive surveillance indoors and outdoors.



Image: The WESECUU Light Bulb Security Camera shown alongside its mobile application interface, demonstrating live view and control options.

PRODUCT FEATURES

- **5G & 2.4G Dual-band Wi-Fi:** Enhanced signal reception, stability, and range for smoother real-time video.
- **Two-Way Audio & Real-Time Alerts:** Built-in microphone and speaker for communication, with audible alarms and white light emission upon motion detection.
- **2K 3MP Super HD & Color Night Vision:** Delivers ultra-high-definition images with three night vision modes: smart, infrared, and full-color.
- **Wireless & Easy Installation:** Screws into a standard E27 bulb base (110V~240V) for quick setup.
- **360° Panorama Camera:** Offers 355° horizontal and 90° vertical rotation with 8x zoom, controllable via the Eseecloud APP.

Supports Alexa voice control.

- **Multi-User Sharing and Dual Storage:** Supports multiple user connections and device sharing. Records to a 128GB SD card (not included) or cloud storage.



Image: An infographic highlighting the core features of the camera, including 2K FHD, AI human detection, real-time notifications, full color night vision, two-way audio, dual-band Wi-Fi, 360° pan/tilt, Alexa compatibility, live video, and spotlight function.

WHAT'S IN THE BOX

Your WESECUU Light Bulb Security Camera package includes:

- 1 x WESECUU Light Bulb Security Camera

Note: An E27 bulb base (AC110/240V) is required for installation and is not included. An SD card for local storage is also not included.

SPECIFICATIONS

Feature	Detail
Model Name	Light Bulb Security Camera
Item Model Number	TJ-8050-New
Brand	WESECUU
Indoor/Outdoor Usage	Indoor, Outdoor
Video Capture Resolution	2K (3MP)
Connectivity Technology	Wi-Fi (2.4G & 5G Dual-band), Bluetooth
Power Source	Corded Electric (E27 bulb base, 110V~240V)
Controller Type	Amazon Alexa
Mounting Type	Wall Mount (via E27 socket)
Special Features	2-Way Audio, HD Resolution, Motion Sensor, Night Vision (Infrared, Full-Color, Smart), PTZ Technology (Pan 355°, Tilt 90°)
Storage Options	Supports up to 128GB SD card (not included), Cloud Service
Item Dimensions (L x W x H)	2 x 1 x 2 inches
Item Weight	8.4 ounces

SETUP AND INSTALLATION

The WESECUU Light Bulb Security Camera is designed for simple, wireless installation, requiring only a standard E27 light bulb socket.

Step-by-Step Installation Guide:

- Power Off:** Ensure the power to the light fixture is turned off at the switch or circuit breaker before beginning installation.
- Screw In Camera:** Carefully screw the WESECUU Light Bulb Security Camera into a standard E27 bulb base (AC110/240V). Ensure it is securely tightened.
- Power On:** Restore power to the light fixture. The camera will power on and initiate its startup sequence.
- Download App:** Scan the QR code provided in the camera's packaging or search for "Eseecloud" in your mobile device's app store (Google Play Store or Apple App Store) and download the application.
- Register/Login:** Open the Eseecloud app and register a new account or log in if you already have one.
- Add Device:** In the app, follow the prompts to add a new device. Enable your phone's Bluetooth and location services for automatic device detection.
- Connect to Wi-Fi:** Select your home Wi-Fi network (supports 2.4GHz only for initial connection, but the camera operates on both 2.4G and 5G bands) and enter the password. The camera will connect to your router.
- Configuration Complete:** Wait for the camera to complete the connection process. Once successful, you can view the live feed and configure settings.

Work with Alexa



Image: Visual representation of the camera being screwed into an E27 light socket, highlighting the simplicity of installation.

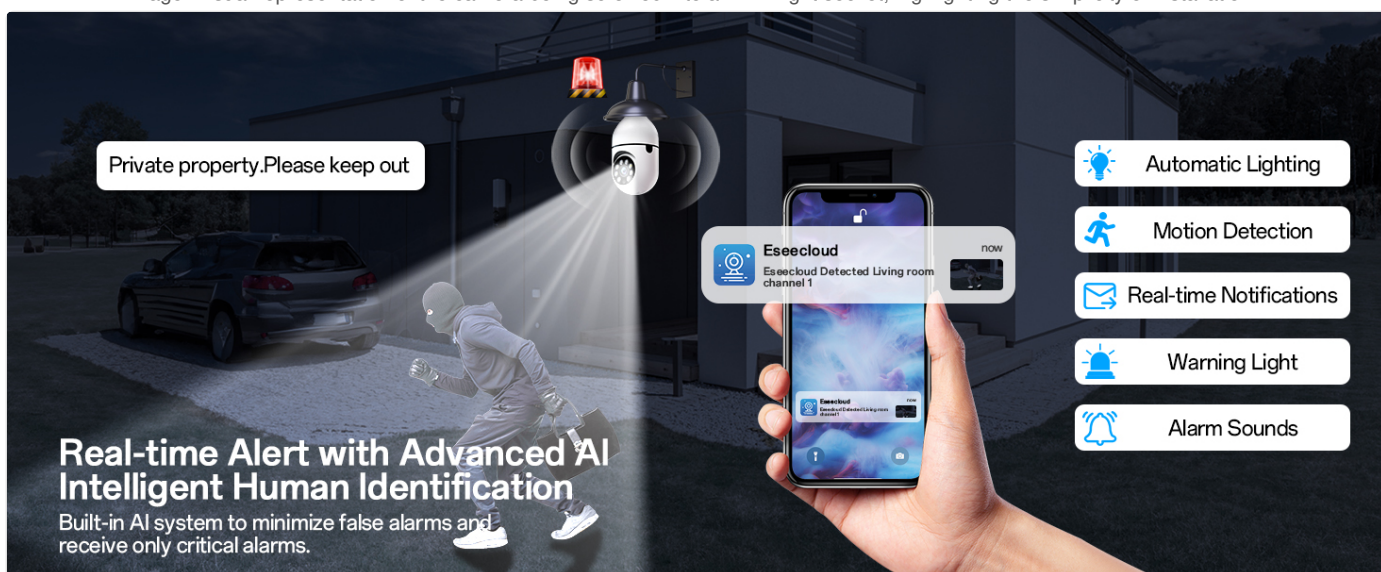


Image: A four-step visual guide demonstrating the quick installation process, from downloading the Eseecloud app to connecting the camera to Wi-Fi.

OPERATING INSTRUCTIONS

Eseecloud App Overview:

The Eseecloud app is your primary interface for controlling and monitoring your WESECUU camera. After successful setup, you can access live view, playback recordings, adjust settings, and receive alerts.

Key Functions:

- **Live View:** Access real-time video feed from your camera anytime, anywhere.
- **Pan/Tilt/Zoom (PTZ):** Use the app to remotely control the camera's 355° horizontal and 90° vertical rotation. The 8x digital zoom allows for closer inspection.
- **Two-Way Audio:** Tap the microphone icon in the app to speak through the camera's speaker and listen through its microphone. This enables real-time communication with visitors or family members.

2K HD Light Bulb Security Camera With Color Night Vision

Equipped with a 3MP CMOS sensor it captures clear and smooth 2K videos.



Image: Illustration of the two-way audio function, showing communication between a user and individuals near the camera, such as family members or a delivery person.

- **Motion Detection & Alerts:** Enable AI human detection to receive instant notifications on your phone when motion is detected. The camera can also emit a loud alarm sound and white light to deter intruders.

Light Socket Security Cameras with Two-Way Audio

Communicate with anyone outside using the Eseecloud App, even when you're away from home.




Image: Depiction of the camera's real-time alert system, showing how it detects human figures, triggers a light warning, siren, and sends notifications to the user's phone.

- **Night Vision Modes:** Switch between Smart Night Vision (automatically adjusts based on light), Infrared Night Vision (black and white), and Full-Color Night Vision (uses floodlights for color images in low light).



Image: A side-by-side comparison illustrating the superior clarity and color retention of the 2K HD camera's night vision compared to a standard 1080P camera in a dark room setting.

- **Recording & Playback:** Recordings are stored on an inserted SD card (up to 128GB) or via cloud storage subscription. Access and playback recorded footage through the Eseecloud app.

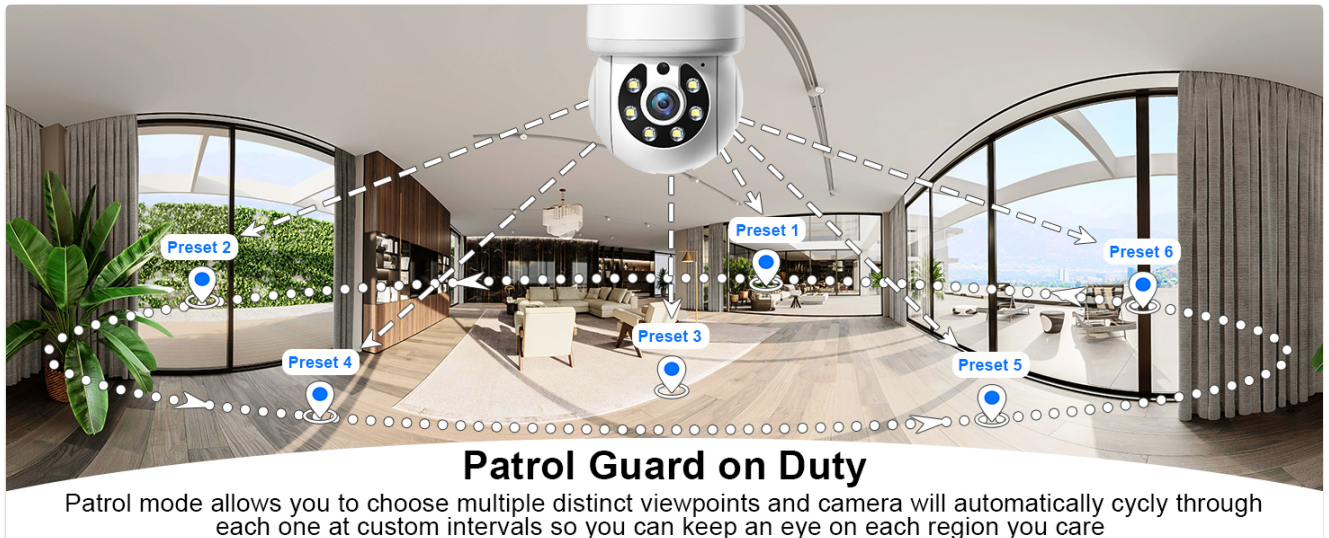


Image: Visual explanation of the camera's dual storage options, supporting both local SD card storage and cloud recording, with an example of video playback interface.

- **Alexa Integration:** The camera supports Amazon Alexa voice control. Refer to the Eseecloud app for specific guidance on connecting your camera with Alexa for voice commands.



Image: A user demonstrating the "Work with Alexa" feature, using voice commands to view the camera's live feed on a smart display.

- **Multi-User Sharing:** Share access to your camera's live feed and recordings with family and friends through the Eseecloud app.



Image: An illustration of the camera's multi-device and multi-user support, showing the ability to view footage on various devices and share access with multiple individuals.

MAINTENANCE

- **Cleaning:** Gently wipe the camera lens and body with a soft, dry cloth. Avoid using harsh chemicals or abrasive materials.
- **Firmware Updates:** Regularly check the Eseecloud app for firmware updates to ensure optimal performance and access to new features.
- **Power Cycle:** If the camera experiences issues, try power cycling it by turning off the light switch for a few seconds and then turning it back on.
- **SD Card Management:** If using an SD card, periodically check its status in the app and consider formatting it every few months to maintain performance.

TROUBLESHOOTING

Problem	Possible Solution
Camera won't connect to Wi-Fi.	<ul style="list-style-type: none">◦ Ensure your Wi-Fi network is 2.4GHz (5GHz is supported after initial setup, but 2.4GHz is often required for initial pairing).◦ Check Wi-Fi password for accuracy.◦ Move the camera closer to the router.◦ Restart your router and the camera.◦ Ensure your phone's Bluetooth and location services are enabled during setup.
Poor video quality or lag.	<ul style="list-style-type: none">◦ Check your Wi-Fi signal strength in the app.◦ Reduce the video resolution in camera settings if your internet speed is slow.◦ Ensure there are no obstructions between the camera and the router.
Motion alerts are too frequent or not triggering.	<ul style="list-style-type: none">◦ Adjust motion detection sensitivity in the app settings.◦ Set up specific detection zones to ignore irrelevant areas.◦ Ensure AI human detection is enabled if you only want alerts for people.
Two-way audio not working.	<ul style="list-style-type: none">◦ Check microphone and speaker permissions for the Eseecloud app on your phone.◦ Ensure the camera's microphone and speaker are not obstructed.◦ Adjust volume settings in the app.
Cannot share camera access with another user.	<ul style="list-style-type: none">◦ Ensure the other user has downloaded the Eseecloud app and created an account.◦ Verify the sharing method (e.g., QR code) is correctly used.◦ Check for app updates, as some users reported issues with sharing in older versions.

WARRANTY AND SUPPORT

WESECUU products are designed for reliability and performance. For warranty information, technical support, or service inquiries, please refer to the contact information provided with your product packaging or visit the official WESECUU website.

For additional assistance, you may also contact WESECUU customer service through their Amazon store page:[WESECUU Store on Amazon](#).



Related Documents

	<p>WESECUU Wired PTZ WiFi Camera Setup and User Guide</p> <p>Comprehensive guide for setting up and using the WESECUU Wired PTZ WiFi Camera, covering app download, device pairing, live viewing, and advanced features for home security.</p>
	<p>WESECUU Indoor Camera User Manual: Features and Operation</p> <p>Comprehensive user manual for the WESECUU Indoor Camera, a 360 PTZ pet and dog camera. Learn about its features including two-way audio, night vision, motion detection, and Alexa compatibility.</p>