

Manuals+

[Q & A](#) | [Deep Search](#) | [Upload](#)

[manuals.plus](#) /

› [THOMSON](#) /

› [THOMSON 32" HD LED Fire TV User Manual](#)

THOMSON 32HF2S34

THOMSON 32" HD LED Fire TV User Manual

Model: 32HF2S34

INTRODUCTION

This manual provides comprehensive instructions for setting up, operating, and maintaining your THOMSON 32" HD LED Fire TV (Model: 32HF2S34). This television combines useful technology with user-friendly features, offering easy access to applications, games, and streaming services through the intuitive Fire TV operating system. It supports Alexa voice control, AirPlay for Apple devices, and includes an integrated Smart Home dashboard. With a built-in Triple Tuner, Dolby Audio, and HDR10 visuals, this TV is designed to enhance your home entertainment experience.

SETUP GUIDE

1. Unboxing and Package Contents

Carefully remove all components from the packaging. Ensure all items listed below are present:

- THOMSON 32" HD LED Fire TV
- Remote Control
- Power Cable
- TV Stands (2) and Screws
- User Manual (this document)

Note: The remote control is included in the box.

2. Attaching the TV Stands

Place the TV screen face down on a soft, clean surface to prevent scratches. Align each stand with the corresponding screw holes on the bottom of the TV. Secure the stands using the provided screws.

THOMSON



Image: Front view of the Thomson 32-inch HD Fire TV.

THOMSON



Image: Side profile of the Thomson 32-inch HD Fire TV.



Image: Rear view of the Thomson 32-inch HD Fire TV, highlighting the various input and output ports. These include Audio Out, CI+, Headphones, AV In, USB 2.0, 2x HDMI 1.4, Antenna, LAN, and Satellite connections.

3. Connecting External Devices

Connect your external devices such as cable boxes, gaming consoles, or Blu-ray players to the appropriate ports on the back of the TV. The TV features 2 HDMI ports, 1 USB port, AV In, and a CI+ slot.

- **HDMI:** For high-definition audio and video.
- **USB:** For connecting USB storage devices.
- **AV In:** For older analog devices.
- **CI+:** For encrypted cable or satellite channels.
- **Antenna/Satellite:** For connecting terrestrial or satellite antennas.
- **LAN:** For wired internet connection.

4. Powering On and Initial Setup

Plug the power cable into the TV and then into a wall outlet. Press the power button on the remote control or on the TV.

Follow the on-screen instructions to complete the initial setup, including language selection, network connection (Wi-Fi or Ethernet), and Fire TV account login.

OPERATING YOUR TV

1. Fire TV Operating System

The Thomson Fire TV provides an intuitive interface for accessing a wide range of content. The home screen offers personalized recommendations and quick access to your favorite apps and streaming services.



Image: The Fire TV interface displaying popular streaming applications such as Netflix, Prime Video, Disney+, YouTube, Spotify, and Apple TV.

2. Alexa Voice Control

Your TV comes with Alexa voice control integrated into the remote. Press the Alexa button on your remote and speak commands to control your TV, search for content, get recommendations, or manage smart home devices.



Image: Demonstrates the use of Alexa voice control with the Thomson Fire TV remote. Examples of voice commands include checking the weather, playing music, opening apps like Netflix, and controlling smart home lights.

3. AirPlay Functionality

Stream content directly from your Apple devices (iPhone, iPad, Mac) to your Thomson Fire TV using AirPlay. Ensure both devices are connected to the same Wi-Fi network.

Easily control your complete smart home through one dashboard

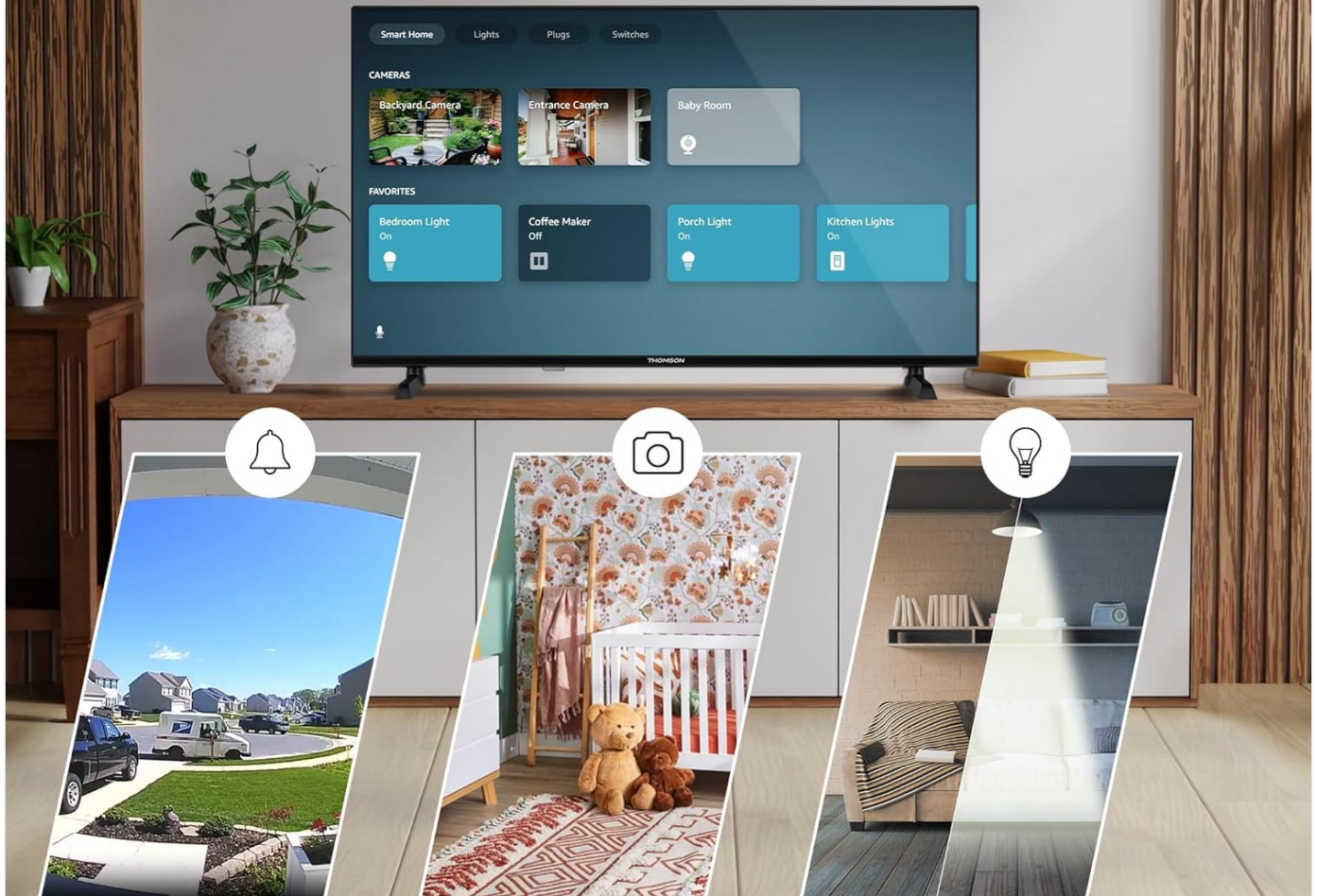


Image: Shows content being cast from an iOS device to the Thomson TV via Apple AirPlay.

4. Smart Home Dashboard

Control your connected smart home devices directly from your TV using the integrated Smart Home dashboard. This feature allows you to monitor and manage various smart devices from a single interface.



*The position of the voice control button varies depending on the remote control version.

Image: The Smart Home dashboard on the Thomson TV, providing centralized control for various smart devices like cameras, lights, and plugs.

5. Multiple User Profiles

Create multiple profiles on your Fire TV to receive personalized recommendations and settings for each user in your household.



Image: The Fire TV interface allowing creation of multiple user profiles for personalized content recommendations.

6. Triple Tuner and CI+

The integrated Triple Tuner allows you to receive signals from various sources:

- **DVB-C:** Cable television
- **DVB-S2:** Satellite television
- **DVB-T2:** Terrestrial (antenna) television

Insert a CI+ card into the CI+ slot to access encrypted channels from your service provider.

7. Audio and Video Enhancements

Experience rich and clear sound with Dolby Audio and Dolby Digital Plus. Enjoy stunning visuals in HD resolution with HDR10 support for enhanced contrast and color.

Create multiple profiles for personalized recommendations



Image: Visual representation of Dolby Audio technology enhancing the sound experience on the Thomson TV.

Cast content from your iOS device
directly onto your TV



Image: A visual comparison demonstrating the superior image quality of HDR10 compared to SDR, highlighting enhanced colors and contrast.

8. Remote Control

The Bluetooth remote control provides easy navigation with direct access buttons for popular streaming services like Netflix and Prime Video, as well as the Amazon Silk browser. The Alexa button activates voice commands.

MAINTENANCE

Cleaning Your TV

To clean the screen, gently wipe it with a soft, lint-free cloth. For stubborn marks, dampen the cloth slightly with water or a screen-cleaning solution. Avoid using harsh chemicals or abrasive materials. For the TV body, use a dry, soft cloth.

Software Updates

Your Fire TV will periodically receive software updates to improve performance and add new features. Ensure your TV is

connected to the internet to receive these updates automatically. You can also manually check for updates in the settings menu.

TROUBLESHOOTING

Problem	Possible Cause / Solution
No Power / TV won't turn on	<ul style="list-style-type: none">◦ Check if the power cable is securely plugged into the TV and the wall outlet.◦ Ensure the wall outlet is functioning (test with another device).◦ Try pressing the power button on the TV itself, not just the remote.
No Picture / Black Screen	<ul style="list-style-type: none">◦ Verify the correct input source is selected (e.g., HDMI 1, TV).◦ Check all cable connections (HDMI, antenna, etc.) are secure.◦ Restart the TV by unplugging it for 30 seconds and plugging it back in.
No Sound	<ul style="list-style-type: none">◦ Check the volume level and ensure the TV is not muted.◦ Verify audio cables are correctly connected if using external speakers.◦ Check audio settings in the TV menu (e.g., output to TV speakers or external audio system).
Remote Control Not Working	<ul style="list-style-type: none">◦ Replace the batteries in the remote control.◦ Ensure there are no obstructions between the remote and the TV's IR sensor.◦ For Bluetooth remote, try re-pairing it with the TV (refer to Fire TV settings).
Network Connection Issues	<ul style="list-style-type: none">◦ Check your Wi-Fi router and modem. Restart them if necessary.◦ Ensure the Wi-Fi password entered is correct.◦ If using a wired connection, check the Ethernet cable.◦ Try forgetting the network in TV settings and reconnecting.

SPECIFICATIONS

Feature	Detail
Brand	THOMSON
Model Number	32HF2S34
Screen Size (Diagonal)	32 inches (80 cm)
Display Technology	LED
Resolution	HD (1366 x 768 Pixels)
Refresh Rate	50 Hz

Feature	Detail
Operating System	Fire TV
Voice Control	Alexa built-in
Wireless Connectivity	Wi-Fi, Bluetooth 5.0, AirPlay
Wired Connectivity	2x HDMI 1.4, 1x USB, AV In, CI+, Ethernet (LAN)
Tuners	Triple Tuner (DVB-C, DVB-S2, DVB-T2)
Audio Technology	Dolby Audio, Dolby Digital Plus
HDR Support	HDR10
Dimensions (L x W x H)	71.9 x 45.6 x 15 cm (with stand)
Weight	4 kg
Energy Efficiency Class	E

WARRANTY INFORMATION







Your THOMSON 32" HD LED Fire TV (Model: 32HF2S34) is covered by a manufacturer's warranty of **3 years** from the date of purchase. This warranty covers defects in materials and workmanship under normal use. Please retain your proof of purchase for warranty claims. For detailed terms and conditions, refer to the warranty card included with your product or visit the official THOMSON support website.

SUPPORT

For further assistance, technical support, or service requests, please contact THOMSON customer support through one of the following methods:

- **Online Support:** Visit the official THOMSON support website for FAQs, troubleshooting guides, and software downloads. [www.thomsonconsumer.com/support](#) (Note: This is a placeholder URL, please refer to your product's specific support information.)
- **Email Support:** support@thomsonconsumer.com (Note: This is a placeholder email, please refer to your product's specific support information.)
- **Phone Support:** Refer to the contact numbers provided in your product packaging or on the official THOMSON website for your region.

When contacting support, please have your TV's model number (32HF2S34) and serial number ready.

	<p>Manual de Usuario Thomson Fire TV: Modelos 24HF2S35, 32HF2S34, 40FF2S34, 43FF2S34</p> <p>Guía completa de usuario para televisores Thomson con Fire TV. Incluye instrucciones de instalación, configuración, funcionamiento, solución de problemas y especificaciones técnicas para los modelos 24HF2S35, 32HF2S34, 40FF2S34 y 43FF2S34.</p>
	<p>Thomson Smart TV Product Information and Specifications</p> <p>Comprehensive product information, safety guidelines, energy efficiency data, and technical specifications for Thomson Smart TVs, including models like 32HF2S34, 40FF2S34, and 43FF2S34.</p>
	<p>Bedienungsanleitung für Thomson Fire TV Fernseher</p> <p>Diese Bedienungsanleitung bietet detaillierte Informationen zur Installation, Einrichtung und Bedienung Ihres Thomson Fire TV Fernsehers, einschließlich Sicherheitshinweisen und Fehlerbehebung.</p>
	<p>Manual de Usuario Thomson Fire TV: Configuración, Funciones y Solución de Problemas</p> <p>Este manual de usuario de Thomson Fire TV proporciona instrucciones detalladas para la instalación, configuración, uso y solución de problemas de su televisor inteligente. Cubre desde la información de seguridad hasta ajustes avanzados y aplicaciones.</p>
	<p>Manuale Utente Thomson Fire TV</p> <p>Guida completa per l'installazione, la configurazione e l'utilizzo del televisore Thomson Fire TV, include informazioni sulla sicurezza, impostazioni e risoluzione dei problemi.</p>
	<p>THOMSON Fire TV User Manual - Setup and Operation Guide</p> <p>Comprehensive user manual for THOMSON Fire TV models, detailing setup, installation, operation, settings, app management, network connectivity, and troubleshooting.</p>