

Manuals+

[Q & A](#) | [Deep Search](#) | [Upload](#)

[manuals.plus](#) /

› [PETKIT](#) /

› [PETKIT PuraMax 2 Automatic Self Cleaning Litter Box, Anti-Leakage Multi-Cat Compatible Smart Cats Litter Box, Safety Sensors App Control Include Triple Odor Removal Litter Mat Trash Bags](#)

PETKIT PuraMax 2

PETKIT PuraMax 2 Automatic Self-Cleaning Litter Box User Manual

Model: PuraMax 2

Brand: PETKIT

1. PRODUCT OVERVIEW

The PETKIT PuraMax 2 is an advanced automatic self-cleaning litter box designed to simplify pet care. It features intelligent sensors, app connectivity, and a unique odor removal system to maintain a clean and fresh home environment. This manual provides essential information for setup, operation, and maintenance.



Overall view of the PETKIT PuraMax 2 litter box and included accessories.


2. PACKAGE CONTENTS

Please ensure all items listed below are present in your package:

- PETKIT PuraMax 2 Cat Litter Box x1

- K3 Smart Spray x1
- N50 2.0 Odor Eliminator x1
- Cat Litter Mat x1
- Clay Litter Sifter x1
- Cat Litter Remover x1
- Waste Bag x1 roll (20 pcs in total)
- Refill x2 bottles
- Power Adapter x1
- User Manual x1
- Quick Start Guide x1
- DIY Stickers

WHAT'S IN THE BOX



Main Unit *1



Cat Litter Mat *1



Air Purifier
Smart Spray *1



Litter Sifter P99023 *1
(Suitable for mineral cat litter)



Adapter *1



Magnetic
Cat Litter Remover *1



Sticker Set *1



User Manual *1



Quick Start Guide*1



Trash Bag *1



Air Purifying Refill*2



Pet Odor Eliminator
N50 2.0 *1

All components included in the PETKIT PuraMax 2 package.

3. SETUP INSTRUCTIONS

Follow these steps to set up your PETKIT PuraMax 2 litter box:

1. **Placement:** Place the device on a flat, hard floor. Avoid carpets or mats, as this may interfere with the device's sensors and cause malfunctions. Ensure the entrance to the cat litter tray is not blocked.
2. **Assembly:** The PuraMax 2 is designed for quick and easy assembly. Refer to the Quick Start Guide for detailed visual instructions.
3. **Litter Mat Placement:** Position the included cat litter mat directly in front of the litter box entrance to help minimize litter tracking.
4. **Litter Filling:** Fill the inner drum with clumping cat litter. The PuraMax 2 is compatible with various types such as clay, tofu, mixed, and bentonite litter. Do not use crystal cat litter. Fill up to the 'MAX'

line indicated inside the drum.

5. **Odor Eliminator Installation:** Install the K3 Smart Spray and N50 2.0 Odor Eliminator as per their individual instructions. These components are crucial for the triple odor removal system.
6. **Power Connection:** Plug the power adapter into the device and a wall outlet.
7. **App Connection (Optional):** Download the PETKIT app on your smartphone. Follow the in-app instructions to connect your PuraMax 2 for advanced control and monitoring features.



Diagram illustrating the setup process for the litter box.

4. OPERATING INSTRUCTIONS

The PETKIT PuraMax 2 offers intelligent operation for a seamless experience:

Safety Features:

The xSecure system ensures your cat's safety with multiple mechanisms, including infrared sensors, weight sensors, and smart detection. The device automatically pauses if your cat approaches or a weight change is detected during operation. Applicable weight range for cats is 1.5kg to 8kg. Do not use for young pets under 6 months.



Illustration of the safety sensors in the PETKIT PuraMax 2.

Odor Control:

The triple odor removal system includes a 100% sealed waste bin, a removable K3 smart spray, and N50 2.0. The sealed waste bin prevents unpleasant odors, and the smart spray deodorizes automatically after cleaning. Planned deodorization can also be set via the app.



Visual representation of the triple odor control features.

Capacity and Design:

With a 76L large space, the PuraMax 2 accommodates cats up to 18 lbs. The 7L waste bin allows for

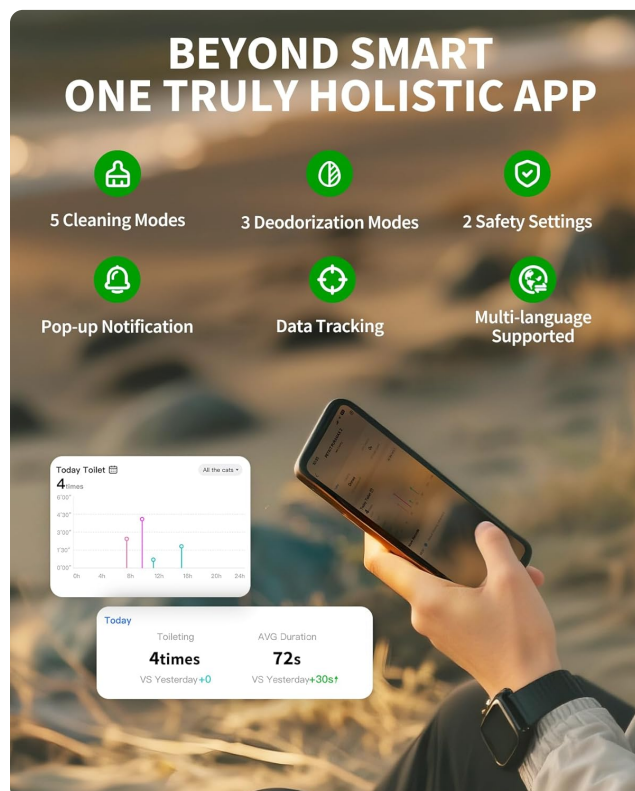
up to 15 days of scoop-free convenience for one cat. Its 7.8-inch low-entry design is friendly to older cats, short-legged cats, and those with limited mobility.



Image highlighting the large interior space and low entry point.

App Control:

The PETKIT app provides comprehensive control over the litter box. You can monitor cat usage frequency, track weight changes, adjust cleaning modes, set deodorization schedules, and receive remote alerts. This allows for data-driven insights into your cat's urinary health.



Screenshot of the PETKIT app interface for controlling the litter box.

5. MAINTENANCE

Maintaining your PETKIT PuraMax 2 is designed to be simple and hygienic:

Waste Bin Emptying:

The 7L waste bin can hold waste for up to 15 days for a single cat. When full, simply remove the waste bag from the sealed bin and dispose of it. The tightly sealed design minimizes odor exposure during disposal.

Cleaning the Drum:

The new updated roller and mat design, with bilateral silicone anti-side leakage and upgraded pads, ensures easy daily replacement and cleaning. The non-woven fabric cylinder mat prevents soft feces from sticking, and the premium oxford cloth and PVC material are waterproof, preventing urine leakage.

EASY TO CLEAN AND REFILL LITTER



Images demonstrating the ease of cleaning and refilling the litter.

6. TROUBLESHOOTING

If you encounter any issues with your PETKIT PuraMax 2, please refer to the following common solutions:

Sensor Constantly Triggered:

If the sensor is frequently triggered even when no cat is present, ensure the device is placed on a flat, hard surface and not on carpets or mats. Check for any obstructions near the entrance or sensors that

might be causing false readings.

Litter Sticking to Drum/Chute:

This can occur with certain litter types or if the litter is too wet. Ensure you are using a high-performance clumping litter. You may also adjust the delay time for the self-cleaning cycle via the app to allow more time for clumps to solidify before cleaning begins.

Odor Issues:

Ensure the waste bin is properly sealed and the K3 smart spray and N50 2.0 are correctly installed and have sufficient refills. Check the app settings to confirm automatic deodorization is enabled and scheduled appropriately.






7. SPECIFICATIONS

Feature	Specification
Model Name	PuraMax 2
Brand	PETKIT
Item Weight	21.8 Pounds
Product Dimensions	24.4"L x 21.18"W x 21.73"H
Material	ABS Plastic
Color	White
Waste Bin Capacity	7 Liters
Internal Space	76 Liters
Weight Limit (Cats)	1.5kg to 8kg (3.3 lbs to 18 lbs)
Low-Entry Height	7.8 inches

8. WARRANTY AND SUPPORT

The PETKIT PuraMax 2 comes with a **1-Year Limited Warranty** from the manufacturer. Please retain your proof of purchase for warranty claims.

For technical support, troubleshooting assistance, or warranty inquiries, please contact PETKIT customer service. Refer to the contact information provided in your Quick Start Guide or visit the official PETKIT website.

	<p>PETKIT PuraMax Self-Cleaning Cat Litter Box Quick Start Guide</p> <p>A quick start guide for the PETKIT PuraMax Self-Cleaning Cat Litter Box. This guide covers initial setup, including installing the waste bin, odor eliminator, and trash bag, adding cat litter, and connecting the device to the PETKIT app.</p>
	<p>PuraMax 2 Automatic Cat Litter Box: Frequently Asked Questions and Troubleshooting</p> <p>Find answers to common questions about the PETKIT PuraMax 2 automatic cat litter box, including setup, maintenance, troubleshooting, and litter compatibility. Learn how to ensure optimal performance and your cat's safety.</p>
	<p>PETKIT Pura Max: Automatic Self-Cleaning Cat Litter Box</p> <p>Explore the PETKIT Pura Max, an advanced automatic self-cleaning cat litter box. This document outlines its product description and packing list, highlighting features like xSecure technology, odor elimination, and app control for multi-cat households.</p>
	<p>PETKIT PUROBOT CRYSTAL DUO Automatic Cat Litter Box User Manual</p> <p>Comprehensive user manual for the PETKIT PUROBOT CRYSTAL DUO automatic cat litter box, detailing installation, setup, operation, maintenance, safety, and technical specifications.</p>
	<p>Hướng dẫn sử dụng Máy vệ sinh tự động cho mèo PETKIT PURA MAX</p> <p>Hướng dẫn chi tiết về cách lắp đặt, sử dụng, bảo trì và các tính năng an toàn của Máy vệ sinh tự động cho mèo PETKIT PURA MAX, một thiết bị chăm sóc thú cưng thông minh.</p>
	<p>PETKIT PURA MAX Self-Cleaning Cat Litter Box User Manual</p> <p>Comprehensive user manual for the PETKIT PURA MAX Self-Cleaning Cat Litter Box (P9902). This guide covers product installation, operation, app control, cleaning, maintenance, and essential safety guidelines for the smart pet device.</p>