

## Manuals+

[Q & A](#) | [Deep Search](#) | [Upload](#)

[manuals.plus](#) /

› [Foxhawk](#) /

› [Foxhawk Military Smart Watch K66 User Manual](#)

## Foxhawk Smart Watch K66

# Foxhawk Military Smart Watch K66 User Manual

Model: Smart Watch K66

### INTRODUCTION

Welcome to the comprehensive user manual for your Foxhawk Military Smart Watch K66. This rugged smartwatch is designed for durability and functionality, featuring a large 1.85-inch HD screen, a powerful 730mAh battery, an integrated LED flashlight, and over 100 sports modes. This manual provides detailed instructions for setting up, operating, maintaining, and troubleshooting your device to ensure optimal performance.



The Foxhawk Military Smart Watch K66, showcasing its robust design and vibrant display.

## WHAT'S IN THE BOX

Upon unboxing your Foxhawk Military Smart Watch K66, please verify that all the following items are included:

- 1 x Smart Watch K66
- 1 x Charging Cable
- 1 x User Manual (this document)
- 1 x Retail Box



The complete package contents of the Foxhawk Smart Watch K66.

## SETUP GUIDE

Follow these steps to set up your Foxhawk Smart Watch K66 for the first time:

### 1. Charging the Smart Watch

Before initial use, fully charge your smartwatch. Connect the magnetic charging cable to the back of the watch and plug the USB end into a power source. A full charge typically takes approximately 2 hours.



Charging the Foxhawk Smart Watch K66, highlighting its large battery capacity.

### 2. App Download and Installation

To unlock the full features of your smartwatch, download the companion app. The app is named **FitCloudPro** and is available on both the App Store (for iOS devices) and Google Play Store (for Android devices).

### 3. Pairing with Your Smartphone

1. Ensure Bluetooth is turned on on your smartphone.
2. Open the FitCloudPro app.
3. Navigate to the device pairing section (often labeled "Add Device" or "Add Peripheral").
4. The app will scan for nearby devices. Select "K66" from the list of found devices.

5. Confirm the pairing request on both your phone and the watch.

#### 4. Bluetooth Call Setup

After initial pairing, you may need to enable Bluetooth calling separately:

1. On your phone, go to Bluetooth settings.
2. Look for "K66\_Audio" or a similar entry and connect to it.
3. Ensure contact and call permissions are granted to the FitCloudPro app.



Visual guide for connecting your K66 Smart Watch to your smartphone.

## OPERATING YOUR SMART WATCH

### Display and Navigation

The Foxhawk K66 features a vibrant 1.85-inch HD full-touch screen (360\*360 pixels resolution) for clear visuals and smooth interaction. Swipe across the screen to access different functions and menus. You can customize your watch face from over 200 options via the app to suit your style and display preferred information.



The large and clear 1.85-inch IPS display of the K66 Smart Watch.

# CUSTOMIZE YOUR WATCH FACE

Access over 100+ beautiful watch faces on your wrist, with a theme for nearly every occasion



Explore over 200 customizable watch faces to personalize your device.

This video demonstrates the 1.85-inch HD screen and its responsiveness on the Smart Watch K66.

## LED Flashlight Function

Your smartwatch is equipped with a practical high-brightness LED flashlight on its side. To activate, navigate to the flashlight icon in the watch's menu. This feature is ideal for low-light conditions, outdoor activities, or finding items in the dark.

# LED STRONG FLASHLIGHT



Outdoor Activity at Night



Power Outage



Night Walk

⚠️ Note: Do not direct the light towards eyes.

The integrated LED flashlight provides convenient illumination.

This video provides an overview of the Military Smart Watch K66, including a demonstration of its LED flashlight.

## Battery Life

The 730mAh large battery provides extended usage. Expect 7-15 days of normal use and over 40 days of standby time, depending on feature usage and settings.

## Bluetooth Calls & Message Notifications

With a built-in speaker and microphone, you can make and receive calls directly from your wrist. The watch also displays real-time notifications from social media apps (Facebook, WhatsApp, X, etc.), ensuring you stay connected without constantly checking your phone.

# BIG BATTERY CAPACITY

**7300** mAh

Charging Time:  2 Hours

Working Time:  7-10 Days

Standby Time:  40 Days



Make and receive calls directly from your wrist with Bluetooth calling.



**FLASHLIGHT**



**ALARM CLOCK**

08:00 Every day


08:20 Once

14:20 Once



**WEATHER**

23°C Cloudy Tur 712



**VOICE ASSISTANT**


Hello, how can I help?

**MORE FUNCTIONS**


- TIMER
- ACTIVITY
- EXERCISE
- SET TIME
- SLEEP



**CONTROL MUSIC**



**1.96" HD SCREEN**



**CONTROL CAMERA**



**FIND MY PHONE**

Receive synchronized alerts for cell phone messages on your smartwatch.

### 114 Sports Modes & Activity Tracking

The watch supports over 100 sports modes, including running, cycling, basketball, and more. It automatically records real-time steps, heart rate, and calories burned to help you track your fitness goals.



# BLUETOOTH CALL

Make phone calls on the wrist like a smartphone



08:30

158 2046 3501

01:26

- Audio Mode
- Dialing
- Call
- Call Records
- Contacts
- AI Voice

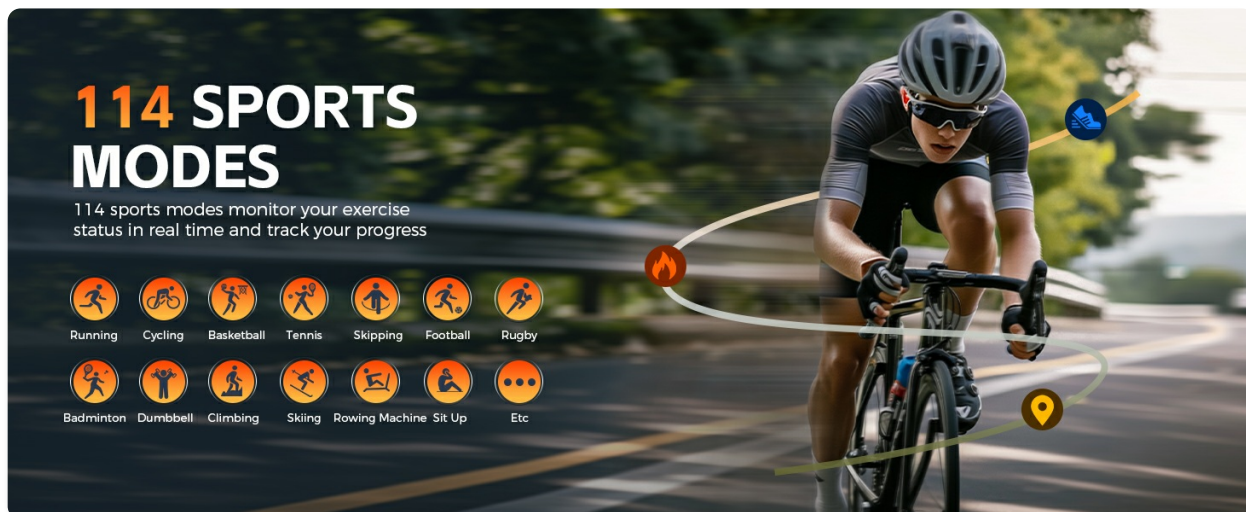
Monitor your exercise status in real-time across 114 sports modes.

### Personal Health Assistant

The K66 provides 24/7 monitoring of heart rate and blood oxygen levels. It also includes a sleep tracker to analyze your sleep quality. **Note: This device is for sports or aviation use only, not for medical use.**



Comprehensive health monitoring features of the K66 Smart Watch.



Detailed sleep monitoring to help you understand your rest patterns.

## More Practical Functions

The smartwatch offers additional features to enhance your daily life, including:

- Voice Assistant
- Weather Forecast
- Music Playback Control
- Pedometer
- Alarm Clock
- Remote Camera Control
- Find the Device function
- Sedentary Reminder
- Water Drinking Reminder



A variety of smart functions to assist you in daily life.

This video highlights various detailed functions of the Smart Watch K66.

## MAINTENANCE

### Cleaning and Care

To maintain the performance and appearance of your smartwatch, regularly clean the screen and strap with a soft, dry cloth. Avoid using harsh chemicals or abrasive materials.

### Water Resistance (IP68)

The Foxhawk K66 is IP68 water-resistant, meaning it can withstand dust, dirt, and sand, and is resistant to submersion up to a maximum depth of 1.5m for up to 30 minutes. It is suitable for daily use and light water exposure like hand washing or rain. However, it is not recommended for hot water baths, saunas, or deep-sea diving.



The K66 Smart Watch is built to military-grade standards for durability and water resistance.

## TROUBLESHOOTING

If you encounter issues with your Foxhawk Smart Watch K66, refer to the following common solutions:

- **Watch not turning on:** Ensure the watch is fully charged. Connect it to the charging cable and a power source for at least 30 minutes.
- **Cannot pair with smartphone:**
  - Ensure Bluetooth is enabled on your phone and the watch.
  - Make sure the FitCloudPro app is installed and has necessary permissions.
  - Restart both your phone and the watch.
  - Ensure the watch is not already connected to another device.
- **Inaccurate health data:** Ensure the watch is worn snugly on your wrist, not too tight or too loose. Clean the sensor on the back of the watch regularly. Note that the watch is for sports/aviation use and not medical diagnosis.
- **Notifications not appearing:**
  - Check app permissions on your phone to ensure FitCloudPro can access notifications.
  - Verify that notification settings are enabled within the FitCloudPro app for specific applications.
  - Ensure the watch is connected via Bluetooth.
- **Short battery life:** Reduce screen brightness, disable unnecessary notifications, and limit continuous heart rate monitoring if not needed. Ensure background app refresh is managed on your phone.
- **No sound during calls or media:** Ensure both "K66" and "K66\_Audio" are connected in your phone's Bluetooth settings. Check the volume settings on both the watch and your phone.

## SPECIFICATIONS

Feature	Detail
Model Number	Smart Watch K66
Screen Size	1.85 Inches (360*360 Pixels Resolution)
Battery Capacity	730 mAh Lithium Polymer
Connectivity	Bluetooth 5.3
Water Resistance	IP68
Operating System	BT 5.3
Product Dimensions	10 x 1.8 x 0.5 inches
Item Weight	6.4 ounces
Manufacturer	Foxhawk
Country of Origin	Hong Kong

## WARRANTY AND SUPPORT

Foxhawk provides a 12-month quality guarantee for your Military Smart Watch K66. If you encounter any problems during the use of the product, please contact us via email through Amazon. Our customer service team is committed to helping you solve any issues.



Foxhawk's commitment to quality and customer support.