

[Manuals.plus](#) /

> [Kreiaoer](#) /

> Kreiaoer Portable Carpet & Upholstery Cleaner Machine (Model: JJGDAS) - Instruction Manual

Kreiaoer JJGDAS

Kreiaoer Portable Carpet & Upholstery Cleaner Machine (Model: JJGDAS) - Instruction Manual

INTRODUCTION

Thank you for choosing the Kreiaoer Portable Carpet & Upholstery Cleaner Machine. This manual provides essential information for the safe and efficient operation, maintenance, and troubleshooting of your new appliance. Designed for powerful cleaning, this machine is ideal for tackling tough stains on carpets, upholstery, car seats, rugs, and pet stains.

SAFETY INFORMATION

Please read all safety warnings and instructions before using this product. Failure to follow these instructions may result in electric shock, fire, or serious injury.

- Always ensure the appliance is unplugged before cleaning or servicing.
- Do not immerse the appliance in water or other liquids.
- Keep hair, loose clothing, fingers, and all parts of the body away from openings and moving parts.
- Do not allow to be used as a toy. Close attention is necessary when used by or near children.
- Use only as described in this manual. Use only manufacturer's recommended attachments.
- Do not use with damaged cord or plug. If appliance is not working as it should, has been dropped, damaged, left outdoors, or dropped into water, return it to a service center.

PACKAGE CONTENTS

- Kreiaoer Portable Carpet & Upholstery Cleaner Machine
- Dual Brush Heads (one large, one small)
- Flexible Cleaning Hose
- Power Cord (16.4ft)
- Instruction Manual

PRODUCT OVERVIEW


The Kreiaoer Portable Carpet & Upholstery Cleaner Machine is designed for ease of use and effective

cleaning. Familiarize yourself with its components:

- **Clean Water Tank:** Holds 38oz (1080ml) of clean water and cleaning solution.
- **Dirty Water Tank:** Collects 29.92oz of extracted dirty water.
- **Main Unit:** Houses the 450W motor and controls.
- **Power Button:** Located on the main unit for turning the machine on/off.
- **Flexible Hose:** Provides reach for various cleaning tasks.
- **Cleaning Handle with Spray Trigger:** Controls the release of cleaning solution.
- **Dual Brush Heads:** Interchangeable for different cleaning needs.
- **Integrated Storage:** For power cord and hose.



The Kreiaoer Portable Carpet and Upholstery Cleaner Machine features a compact design with dual water tanks and integrated hose storage.



The compact dimensions of 11.81 inches (width) x 8.27 inches (depth) x 13.58 inches (height) make the cleaner easy to store.




Large-capacity water tank
1080ml clean water tank
No need to add water frequently



Transparent water tank
Drained water can be seen



Power cord storage



The hose can be wound and stored
Save space

The cleaner features separate tanks for clean (38oz) and dirty (29.92oz) water, with transparent design for easy monitoring.
The power cord and hose can be neatly stored.



The integrated design allows for convenient wrap-around storage of the hose and power cord, saving space.

SETUP

1. **Fill Clean Water Tank:** Remove the clean water tank by pulling it upwards. Unscrew the cap and fill with warm water (not exceeding 140°F/60°C) and your preferred cleaning solution. Replace the cap and reinsert the tank until it clicks securely.

THE CLEANING HEAD IS DETACHABLE

Cleaning without blind spots



The clean water tank is easily removable for refilling with water and cleaning solution.

2. **Attach Brush Head:** Select the appropriate brush head (large or small) for your cleaning task and securely attach it to the cleaning handle.



The cleaning head is detachable, allowing for easy cleaning and interchangeability between the two included brush types for versatile cleaning.

3. **Connect Power:** Unwind the 16.4ft power cord from its storage hooks and plug it into a suitable electrical outlet.
4. **Unwind Hose:** Extend the flexible cleaning hose from its integrated storage.

This official seller video provides a visual guide to the key features of the Kreiaoer cleaner, including how to set up the water tanks, attach the cleaning tools, and operate the machine for effective stain removal on various surfaces.

OPERATING INSTRUCTIONS

1. **Power On:** Press the power button on the main unit to turn on the cleaner.
2. **Apply Solution:** Position the brush head over the stained area. Press the spray trigger on the handle to release cleaning solution onto the stain.
3. **Scrub the Stain:** Gently scrub the stained area with the brush head. The powerful 11Kpa suction and dual brush versatility ensure thorough cleaning.
4. **Extract Dirty Water:** Release the spray trigger and slowly pull the brush head across the treated area to suction up the dirty water. Repeat until the area is clean and excess moisture is removed.

POWERFUL SUCTION

quick cleaning of dirt 11000Pa suction, quick dehydration and drying



The cleaning head effectively removes stains from various surfaces like sofas, mattresses, carpets, cushions, plush toys, car interiors, and curtains using its powerful 11Kpa suction.

Perfect for Any Mess

Easily deal with all kinds of stains in life



Sofa



Carpet



Curtains



Bed

The portable cleaner is versatile, effectively cleaning stains on various surfaces including sofas, carpets, curtains, and beds.

MAINTENANCE


1. **Empty Dirty Water Tank:** Once the dirty water tank reaches the MAX fill line, or after each use, remove it and empty its contents.
2. **Rinse Tanks:** Rinse both the clean and dirty water tanks with fresh water to remove any residue.
3. **Clean Brush Heads:** Detach the brush heads and rinse them under running water. The detachable design allows for thorough cleaning.
4. **Flush Cleaning Hose:** Fill the clean water tank with fresh water (without solution). Turn on the machine and hold the spray trigger for 30 seconds to flush out any debris from the hose.
5. **Storage:** Wrap the power cord and hose around their designated storage hooks on the machine.




Large-capacity water tank
1080ml clean water tank
No need to add water frequently



Transparent water tank
Drained water can be seen



Power cord storage



The hose can be wound and stored
Save space

The cleaner features separate tanks for clean (38oz) and dirty (29.92oz) water, with transparent design for easy monitoring.
The power cord and hose can be neatly stored.



The cleaning head is detachable, allowing for easy cleaning and interchangeability between the two included brush types for versatile cleaning.

TROUBLESHOOTING

If you encounter any issues with your Kreiaoer Portable Carpet & Upholstery Cleaner, please refer to the following common problems and solutions:

- **No Power:** Ensure the power cord is securely plugged into a working electrical outlet. Check if the power button is fully pressed.
- **No Suction:** Verify that the dirty water tank is correctly installed and sealed. Check the hose for any blockages. Ensure the brush head is properly attached.
- **No Spray:** Confirm the clean water tank is filled with water and solution. Check if the spray trigger is functioning correctly. Ensure there are no blockages in the spray nozzle.
- **Water Leaking:** Ensure all tanks and caps are securely fastened. Check for any cracks or damage to the tanks or hose.

SPECIFICATIONS

- **Brand:** Kreiaoer
- **Model Name:** JJGDAS
- **Product Dimensions:** 8.3"D x 11.8"W x 13.6"H
- **Capacity (Clean Water Tank):** 38oz (1080ml)
- **Capacity (Dirty Water Tank):** 29.92oz

- **Power Source:** Corded Electric
- **Item Weight:** 11.68 pounds
- **Suction Force:** 11Kpa
- **Power:** 450W
- **Cord Length:** 16.4ft

WARRANTY AND SUPPORT

This product may be eligible for extended protection plans. Please refer to your product packaging or retailer for specific warranty details and customer support information. For inquiries regarding 2-Year or 3-Year Protection Plans, please consult your purchase documentation.