

Wentronic Y01

Wentronic Y01 Wireless Over Ear Headphones User Manual

Model: Y01 | Brand: Wentronic

INTRODUCTION

The Wentronic Y01 Wireless Over Ear Headphones are designed to provide a superior audio experience with advanced features for comfort and convenience. Equipped with a 40mm powerful dynamic driver system, these headphones deliver crystal-clear audio with rich bass and detailed highs, ensuring an immersive listening experience.

Featuring advanced noise-canceling technology, the Y01 headphones reduce unwanted ambient sounds, creating a peaceful environment for your audio. The skin-friendly soft protein earcups with highly elastic memory foam padding ensure comfort during long listening sessions. An adjustable headband and rotating ear cups provide a versatile and perfect fit for various positions.

With up to 48 hours of continuous playback on a full charge, these headphones are ideal for extended use. They support both wireless (Bluetooth 5.3) and wired modes (via the included 3.5mm audio cord), offering flexibility for your needs. The latest Bluetooth 5.3 technology ensures a stable, faster connection with reduced latency. A built-in microphone allows for crystal-clear, hands-free calls.



Image: Wentronic Y01 Wireless Over Ear Headphones.

WHAT'S IN THE BOX

Your Wentronic Y01 headphone package includes the following items:

- Y01 ANC Headphones x 1
- Charging Cable x 1
- 3.5 mm Audio Cord x 1
- User Manual



Y01

We believe in delivering immersive audio experiences. Y01 headphones feature 40mm high-fidelity drivers, active noise cancellation, HD hands-free calls, and a foldable, portable design for on-the-go convenience. Perfect for those who value both style and performance.

Image: Package contents of the Wentronic Y01 headphones.

SPECIFICATIONS

Model Name	Y01
Brand	Wentronic
Connectivity Technology	Wireless (Bluetooth 5.3), Wired (3.5mm Jack)
Noise Control	Active Noise Cancellation
Battery Life	Up to 48 Hours Playtime
Audio Driver Type	40mm Dynamic Driver
Frequency Range	20 Hz - 20000 Hz
Control Type	Button Control, Touch
Material	Leather (Earpads)
Item Weight	13.7 ounces
Water Resistance Level	Not Water Resistant

SETUP

Bluetooth Pairing

1. Ensure the headphones are charged.
2. Press and hold the power button on the headphones until the indicator light flashes (usually blue and red), indicating pairing mode.
3. On your device (smartphone, tablet, PC), go to Bluetooth settings and turn Bluetooth on.
4. Search for available devices and select "Wentronic Y01" from the list.
5. Once connected, the indicator light on the headphones will typically turn solid blue or stop flashing.

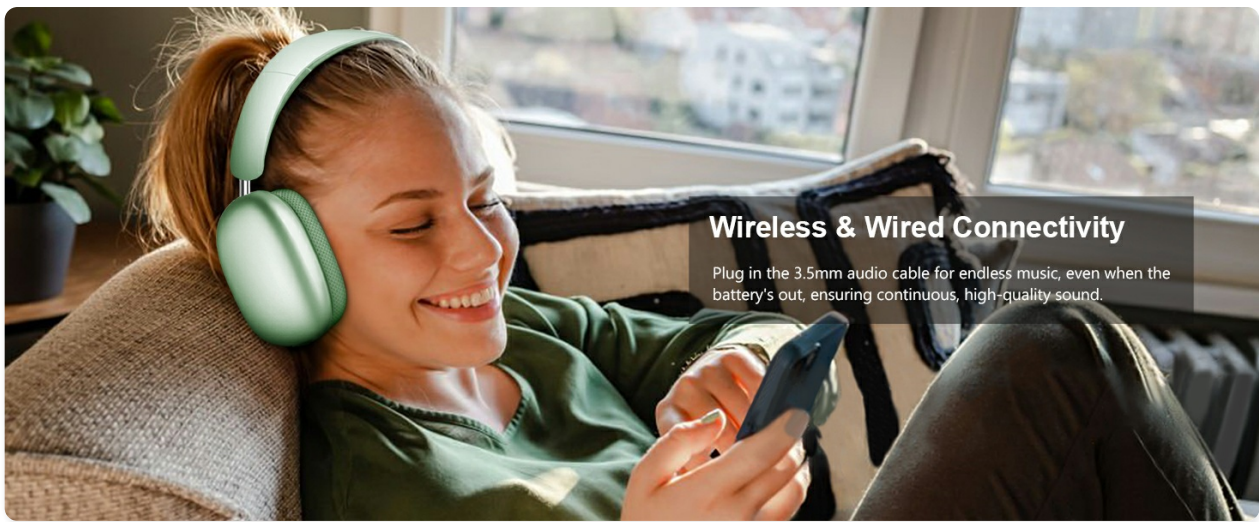


Image: Wireless and Wired Connectivity.

Wired Connection

To use the headphones in wired mode, simply connect the included 3.5mm audio cord to the headphone's audio jack and the other end to your audio device. This mode is useful when the battery is depleted or for devices without Bluetooth connectivity.

OPERATING

Controls

The Wentronic Y01 headphones feature intuitive button controls located on the earcups for easy operation:

- **Power Button:** Press and hold to turn on/off.
- **Volume Buttons (+/-):** Press to adjust volume up or down.
- **Multi-function Button:** Typically used for play/pause, answering/ending calls, and activating voice assistants (e.g., Siri).

Active Noise Cancellation


Dive into immersive sound with Y01's ANC mode, blocking out noise for a pure listening experience.



Image: Headphone controls on the earcup.

Active Noise Cancellation (ANC)

Activate the Active Noise Cancellation feature to minimize ambient noise and enhance your listening experience. Refer to the specific button on your headphones (often a dedicated ANC button or a long press on a multi-function button) to toggle this feature.



Foldable Design

Allows for easy storage and transport, making them ideal for travel or commuting.

Image: Active Noise Cancellation feature.

Hands-Free Calling

The built-in microphone allows for clear hands-free calls. Use the multi-function button to answer or end calls without needing to access your connected device.



Wireless & Wired Connectivity

Bluetooth 5.3 wireless connectivity for stable, low-latency audio and a wired mode for uninterrupted sound, ensuring flexibility for both portable and stationary use.

Image: Crystal Clear Calls with Wentronic Y01 headphones.

Official Product Video

Video: Y01 Wireless Headphones overview by AOOZ Store(US).


MAINTENANCE

Proper maintenance ensures the longevity and optimal performance of your headphones:

- **Cleaning:** Use a soft, dry cloth to wipe the earcups and headband. For the protein earpads, a slightly damp cloth can be used, but ensure they are completely dry before storage. Avoid harsh chemicals or abrasive materials.
- **Storage:** When not in use, store the headphones in a cool, dry place. The foldable design allows for

easy and compact storage, protecting them from damage.

- **Avoid Extreme Conditions:** Do not expose the headphones to extreme temperatures, humidity, or direct sunlight for prolonged periods. They are not water-resistant, so avoid contact with liquids.



Skin Friendly Soft Protein Earcups

Protect your ear for long listening sessions without feeling discomfort

Image: Foldable Design for easy storage.

TROUBLESHOOTING

If you encounter issues with your Wentronic Y01 headphones, try the following solutions:

- **No Power:** Ensure the headphones are fully charged using the provided charging cable.
- **Cannot Pair:** Make sure the headphones are in pairing mode (flashing indicator light) and within range of your device. Turn off and on Bluetooth on your device, or try restarting both devices.
- **No Sound:** Check the volume levels on both the headphones and your connected device. Ensure the headphones are correctly paired or the 3.5mm audio cord is securely connected.
- **Poor Sound Quality:** Move closer to your device to reduce interference. Ensure there are no obstructions between the headphones and the device. If using wired mode, check the cable for damage.
- **Microphone Issues:** Ensure the headphones are properly connected and selected as the audio input device on your system. Check for any mute functions on the headphones or device.

WARRANTY & SUPPORT

Wentronic is committed to providing excellent customer service and product reliability. We offer:

- **One-Year Refund Guarantee:** For any manufacturing defects or performance issues within the first year.
- **Two-Year Warranty:** Covering defects in materials and workmanship for two years from the date of purchase.
- **Lifelong Worry-Free User Support:** Our dedicated support team is available to assist you with any questions or concerns regarding your product.

If you have any questions about the product or require support, please feel free to contact us. We aim to reply within 12 hours.

no relevant documents