

SUPRENT HC236TX

SUPRENT Professional Cordless Hair Clipper and Trimmer Kit

Model: HC236TX

1. SAFETY INFORMATION

- Always unplug or remove the battery pack before cleaning.
- Do not use near water or in wet environments.
- Keep away from heat sources and open flames.
- Do not ingest or inhale small parts.
- Keep out of reach of children. Adult supervision is required when children are present.
- Always use in well-ventilated areas.
- Dispose of used blades responsibly according to local regulations.
- Follow local regulations for disposal of electronic waste.

2. PRODUCT OVERVIEW

The SUPRENT Professional Cordless Hair Clipper and Trimmer Kit (Model HC236TX) is designed for precise hair cutting and grooming. It features a powerful motor, long-lasting battery, and a comprehensive set of accessories for versatile styling.

Key Features:

- **High-Performance Motor:** Delivers a consistent 6800 RPMs for efficient cutting across various hair types.
- **LED Digital Display:** Shows remaining power, charging status, and lubrication reminders.
- **USB-C Rechargeable:** Convenient charging via laptop, phone charger, or power bank.

- **Long Battery Life:** 2500mAh lithium-ion battery provides up to 5 hours (300 minutes) of cordless use after a 180-minute charge.
- **Precision T-Blade Trimmer:** Ideal for detailed work, edging, beard trimming, and sideburns.
- **Versatile Guide Combs:** Includes 6 guide combs for the clipper and 3 for the trimmer for various cutting lengths.



This image displays the complete SUPRENT hair cutting kit, including the main clipper, the detail trimmer, various guide combs, charging cables, a barber cape, lubricating oil, and a cleaning brush.

3. COMPONENTS INCLUDED

Your SUPRENT Professional Hair Clipper and Trimmer Kit includes the following items:

- 1 x Cordless Hair Clipper
- 1 x Detail Trimmer
- 6 x Guide Combs for Clipper (1.5mm, 3mm, 4.5mm, 6mm, 10mm, 13mm)

- 3 x Guide Combs for Trimmer (1mm, 2mm, 3mm)
- 1 x Barber Cape
- 1 x Lubricating Oil
- 1 x Cleaning Brush
- 1 x Storage Bag
- 1 x USB Charging Cable

4. SETUP


4.1 Charging the Device

1. Ensure the clipper/trimmer is turned off.
2. Connect the USB-C charging cable to the charging port on the device.
3. Plug the other end of the USB-C cable into a compatible USB power source (e.g., laptop, phone charger, power bank).
4. The LED digital display will indicate the charging status and current battery level. A full charge takes approximately 180 minutes and provides up to 300 minutes of cordless operation.

TIME TO DETAIL

One Month of Use on a Single USB-C Fast Charge

Charging Time:

 **180mins**

Running Time:

 **300mins**



The image illustrates the SUPRENT hair clipper connected to a USB-C charging cable. The LED display indicates the charging status and remaining power. A full charge takes approximately 180 minutes and provides up to 300 minutes of cordless operation.

4.2 Attaching Guide Combs

1. Ensure the clipper/trimmer is turned off.
2. Select the desired guide comb for your preferred cutting length.
3. Align the guide comb with the blades and firmly push it onto the clipper/trimmer head until it clicks into place.
4. To remove, gently pull the comb away from the blade.



BARBERS CHOICE DAILY USE



The image presents the range of guide combs included with the SUPRENT kit. It shows six professional guide combs for the main clipper (1.5mm, 3mm, 4.5mm, 6mm, 10mm, 13mm) and three precise settings for the detail trimmer (1mm, 2mm, 3mm), allowing for versatile cutting lengths.

5. OPERATING INSTRUCTIONS

5.1 Powering On/Off

- To turn on the device, slide the power switch to the 'ON' position. The LED display will illuminate.
- To turn off the device, slide the power switch to the 'OFF' position.

5.2 Adjusting Cutting Length

- For the main clipper, use the adjustable taper lever on the side to fine-tune the cutting length between comb sizes.
- Attach the appropriate guide comb as described in Section 4.2 for desired hair length.

HIGH PERFORMANCE CLIPPERS



High Performance



Effortless Cutting



No Pulling Hair



This image provides an internal view of the SUPRENT hair clipper, highlighting its powerful 6800 RPM motor and sharp, durable blades designed for efficient and smooth cutting without pulling hair.

5.3 Hair Cutting Techniques

- Ensure hair is clean and dry before cutting for best results.
- Always start with a longer guide comb than you think you need, and gradually reduce the length if necessary.
- Move the clipper against the direction of hair growth for an even cut.
- Use the detail trimmer for precise edging, outlining, and shaping beards or sideburns.
- For blending, use a slightly longer comb and move the clipper in an upward, scooping motion.



A user is shown utilizing the SUPRENT detail trimmer to precisely shape his beard, demonstrating its suitability for edging, carving, and fading.

6. MAINTENANCE

6.1 Cleaning the Blades

1. Turn off and unplug the device before cleaning.
2. Remove any attached guide comb.
3. Use the provided cleaning brush to remove loose hairs from the blades.
4. For a more thorough clean, the blades can be carefully detached (refer to specific blade removal instructions if provided with the product packaging) and rinsed under running water. Ensure blades are completely dry before reattaching. Do not submerge the entire device in water.

6.2 Oiling the Blades

1. After cleaning and drying the blades, apply 1-2 drops of the provided lubricating oil onto the blades.

- 2. Turn on the clipper/trimmer for a few seconds to allow the oil to distribute evenly.
- 3. Wipe off any excess oil with a soft cloth. Regular oiling ensures smooth operation and extends blade life. The LED display will remind you when lubrication is needed.

6.3 Storage

- Store the clipper/trimmer and all accessories in the provided storage bag in a cool, dry place.
- Keep the device away from direct sunlight and extreme temperatures.

7. TROUBLESHOOTING

If you encounter any issues with your SUPRENT hair clipper or trimmer, please refer to the following common solutions:

- **Device not turning on:** Ensure the battery is charged. Connect to the USB-C charger and check the LED display for charging indication.
- **Poor cutting performance / pulling hair:**
 - Clean the blades thoroughly to remove any trapped hair or debris.
 - Apply lubricating oil to the blades as described in Section 6.2.
 - Ensure the guide comb is correctly attached.
 - The blades may be dull and require replacement (contact customer support for assistance).
- **Battery not holding charge:** Ensure the charging cable and power source are functioning correctly. If the issue persists, the battery may need servicing (contact customer support).
- **Excessive noise or vibration:** Clean and oil the blades. If the noise persists, there may be an internal issue (contact customer support).

For issues not covered here, please contact SUPRENT customer support.

8. SPECIFICATIONS

Brand	SUPRENT
Model Number	HC236TX
Motor Speed	6800 RPM
Battery Type	Lithium-Ion
Battery Capacity	2500mAh
Charging Time	180 minutes
Running Time	Up to 300 minutes (5 hours)

Charging Interface	USB-C
UPC	753448761674
Package Dimensions	9.33 x 6.18 x 2.83 inches
Item Weight	1.96 Pounds






9. WARRANTY AND SUPPORT

SUPRENT products are manufactured to high-quality standards and are backed by a limited warranty. Please refer to the warranty card included in your product packaging for specific terms and conditions.

For technical support, warranty claims, or any other inquiries, please contact SUPRENT customer service through the official SUPRENT website or the retailer where the product was purchased.

Please retain your proof of purchase for warranty purposes.

Related Documents - HC236TX

	Suprent BT575BX Beard Trimmer User Manual User manual for the Suprent BT575BX Beard Trimmer, detailing specifications, basic parameters, product description, and warranty information.
	SUPRENT BC-VD-NH515 User Manual - Operation, Safety, and Specifications Comprehensive user manual for the SUPRENT BC-VD-NH515, providing detailed instructions on operation, safety precautions, maintenance, troubleshooting, and product specifications.
	SUPRENT PRO ZEUS Hair Clipper Kit HC735BX User Manual User manual for the SUPRENT PRO ZEUS Hair Clipper Kit HC735BX, detailing specifications, basic parameters, product description, usage instructions, and warranty information.
	Suprent BT575BX Beard Trimmer User Manual User manual for the Suprent BT575BX Beard Trimmer, detailing specifications, basic parameters, product description, and warranty information.
	SUPRENT BC-VD-NH515 User Manual - Operation, Safety, and Specifications Comprehensive user manual for the SUPRENT BC-VD-NH515, providing detailed instructions on operation, safety precautions, maintenance, troubleshooting, and product specifications.