

Manuals+

[Q & A](#) | [Deep Search](#) | [Upload](#)

manuals.plus /

- › **THE G-LAB** /
- › **THE G-LAB Kult Krypton Wireless Gaming Mouse User Manual**

THE G-LAB KULT-KRYPTON

THE G-LAB Kult Krypton Wireless Gaming Mouse User Manual

MODEL: KULT-KRYPTON



Image: THE G-LAB Kult Krypton Wireless Gaming Mouse, showcasing its sleek black design, RGB lighting, and the included USB receiver.

Introduction

This manual provides comprehensive instructions for the setup, operation, and maintenance of your THE G-LAB Kult Krypton Wireless Gaming Mouse. Designed for versatility and precision, this mouse features dual wireless connectivity (2.4GHz and Bluetooth), an adjustable optical sensor up to 6400 DPI, customizable RGB lighting, and a long-lasting rechargeable battery. Please read this manual carefully to ensure optimal performance and longevity of

your device.

Product Overview

- **Dual Wireless Connectivity:** Seamlessly switch between 2.4GHz (via USB receiver) and Bluetooth for broad compatibility.
- **Adjustable DPI:** Optical sensor with sensitivity settings up to 6400 DPI for precise control.
- **RGB Lighting:** Integrated 7-color RGB illumination to personalize your gaming setup.
- **Long-lasting Battery:** 600mA rechargeable battery offering extended usage.
- **Durable Design:** Built to withstand up to 5 million clicks.
- **Plug and Play:** No software required for immediate use.
- **Ambidextrous Design:** Comfortable for both left and right-handed users.
- **Multi-platform Compatibility:** Works with PC, PS4, PS5, Mac, and Linux.

Setup

1. Charging the Mouse:

Before first use, fully charge the mouse using the provided USB cable. Connect the micro-USB end to the mouse and the USB-A end to a powered USB port (e.g., computer, USB wall adapter). The RGB lighting may indicate charging status.

2. 2.4GHz Wireless Connection:

- Locate the USB 2.4GHz receiver, usually stored in a compartment on the underside of the mouse.
- Insert the USB receiver into an available USB port on your computer or console.
- Turn on the mouse using the power switch located on the underside. Ensure it is set to 2.4GHz mode (if a mode switch is present).
- The mouse should automatically connect. If not, try moving the mouse or pressing a button.

3. Bluetooth Connection:

- Turn on the mouse and set the mode switch (if present) to Bluetooth mode.
- On your device (PC, Mac, PS4/PS5), navigate to Bluetooth settings.
- The mouse should appear as "Kult Krypton" or similar in the list of discoverable devices. Select it to pair.
- Follow any on-screen prompts to complete the pairing process.

CONEXIÓN INALÁMBRICA **DOBLE MODO** ULTRA FLUIDA



DOBLE CONECTIVIDAD

BLUETOOTH + 2.4 GHZ



PERFECTO PARA GAMING Y OFICINA

Image: The Kult Krypton mouse highlighting its dual wireless connectivity, supporting both Bluetooth and 2.4 GHz via a USB dongle.

Operating Instructions

1. DPI Adjustment:

The mouse features an adjustable optical sensor. Use the dedicated DPI button (usually located behind the scroll wheel) to cycle through different sensitivity levels (e.g., 800, 1600, 3200, 6400 DPI). The current DPI setting may be indicated by a change in LED color or a specific pattern.

RATÓN GAMING REACTIVO Y PRECISO



¡AJUSTA LA **SENSIBILIDAD** DEL
RATÓN SEGÚN EL JUEGO!

Image: The Kult Krypton mouse illustrating its adjustable DPI settings, ranging from 800 to 6400, for precise control.

2. RGB Lighting Control:

The mouse features integrated RGB lighting with 7 different colors. Specific buttons or button combinations may be used to change lighting modes or turn the lighting on/off. Refer to the product's quick start guide for exact button functions if not detailed here.

PLUG & PLAY



TRANSICIÓN DE
7 COLORES



COMPATIBILIDAD MULTIPLATAFORMA

PC

PS4/PS5

MAC

Image: The Kult Krypton mouse displaying its vibrant RGB lighting and emphasizing its Plug & Play feature and multi-platform compatibility.

3. Button Functions:

The Kult Krypton mouse is equipped with 6 buttons. These typically include:

- Left Click
- Right Click
- Scroll Wheel (Clickable)
- DPI Cycle Button
- Forward Side Button
- Backward Side Button

For advanced customization or remapping of buttons, check the manufacturer's website for any available software, though the product is advertised as Plug and Play.

4. Power Management:

To conserve battery, the mouse may enter an automatic sleep mode after a period of inactivity. Move the mouse or click a button to wake it up. The 600mA battery provides approximately 15 hours of use with RGB lighting active, and up to 100 hours without RGB lighting.

AUTONOMÍA DE LARGA DURACIÓN

☒ ON 15 HORAS DE USO CON RGB
☐ OFF 100 HORAS DE USO SIN RGB



DURABILIDAD DE
5 MILLONES DE CLICS

Image: The Kult Krypton mouse emphasizing its extended battery life (15 hours with RGB, 100 hours without RGB) and a durability rating of 5 million clicks.

Maintenance

- **Cleaning:** Use a soft, dry cloth to clean the mouse surface. For stubborn dirt, a slightly damp cloth can be used, but ensure no moisture enters the internal components. Avoid harsh chemicals or abrasive materials.
- **Sensor Care:** Keep the optical sensor on the underside of the mouse clean and free from dust or debris to ensure accurate tracking.
- **Battery Care:** To prolong battery life, avoid fully discharging the mouse frequently. Recharge when the battery indicator suggests low power. Store the mouse in a cool, dry place when not in use for extended periods.

Troubleshooting

Mouse not responding:

- Ensure the mouse is turned on.
- Check battery level and recharge if necessary.
- For 2.4GHz connection: Ensure the USB receiver is securely plugged into a working USB port. Try a

different USB port.

- For Bluetooth connection: Ensure Bluetooth is enabled on your device and the mouse is paired. Try re-pairing the mouse.
- Ensure the mouse is in the correct connection mode (2.4GHz or Bluetooth) via its switch.

Cursor movement is erratic or imprecise:

- Clean the optical sensor on the underside of the mouse.
- Ensure you are using the mouse on a suitable surface (e.g., a mouse pad). Avoid highly reflective or transparent surfaces.
- Adjust the DPI setting to a level that suits your preference.

RGB lighting not working:

- Check if the RGB lighting has been turned off via a button combination.
- Ensure the mouse has sufficient battery charge.

Specifications

Brand	THE G-LAB
Model Name	KULT-KRYPTON
Connectivity Technology	Bluetooth, 2.4 GHz Radio-frequency
Movement Detection Technology	Optical
DPI Range	Up to 6400 DPI (Adjustable)
Number of Buttons	6
Hand Orientation	Ambidextrous
Special Features	LED Light (RGB), Lightweight, Wireless, Silent
Compatible Devices	Personal Computer, PS4, PS5
Operating System	Linux, Mac, PC
Battery Type	Lithium-ion (600mA)
Battery Life (approx.)	15 hours (with RGB), 100 hours (without RGB)
Durability	5 Million Clicks
Color	Black
Manufacturer	AXS
Country of Origin	China

Warranty and Support





- **Manufacturer's Warranty:** This product comes with a 2-year manufacturer's warranty. Please retain your proof of purchase for warranty claims.
- **Spare Parts Availability:** Spare parts are available for 2 years from the date of purchase.



- **Customer Support:** For technical assistance, warranty claims, or further inquiries, please visit the official THE G-LAB website or contact their customer service department.




© 2025 THE G-LAB. All rights reserved. Information in this manual is subject to change without notice.

Related Documents - KULT-KRYPTON

	<p>The G-Lab Combo Argon Gaming Bundle User Guide</p> <p>Comprehensive user guide for The G-Lab Combo Argon gaming bundle, detailing setup, specifications for the mouse, keyboard, and headset, multimedia shortcuts, and compatibility information. Features Plug & Play functionality and driverless operation across multiple platforms.</p>
	<p>The G-Lab Combo Argon E 4-in-1 Gaming Pack User Guide</p> <p>Comprehensive user guide for The G-Lab Combo Argon E 4-in-1 Gaming Pack, detailing setup and features for the gaming keyboard, mouse, headset, and mouse pad. Includes multimedia shortcuts, game mode functions, and device compatibility.</p>
	<p>The G-LAB COMBO IRIDIUM Gaming Keyboard and Mouse Combo - User Guide</p> <p>Comprehensive user guide and technical specifications for The G-LAB COMBO IRIDIUM gaming keyboard and mouse. Features include RGB backlighting, anti-ghosting, and multi-platform compatibility (PC, PlayStation, Xbox).</p>
	<p>The G-Lab Keyz Rubidium Gaming Keyboard User Guide</p> <p>User guide for the G-Lab Keyz Rubidium gaming keyboard, detailing its features, multimedia shortcuts, and software download information.</p>

	<p>Keyz Palladium RGB Gaming Keyboard User Guide and Specifications</p> <p>Comprehensive guide for the Keyz Palladium RGB Gaming Keyboard, covering setup, multimedia shortcuts, technical specifications, game mode, backlight customization, and macro software. Compatible with Windows.</p>
	<p>The G-Lab Combo Argon Gaming Bundle User Guide</p> <p>Comprehensive user guide for The G-Lab Combo Argon gaming bundle, detailing setup, specifications for the mouse, keyboard, and headset, multimedia shortcuts, and compatibility information. Features Plug & Play functionality and driverless operation across multiple platforms.</p>

Documents - THE G-LAB – KULT-KRYPTON




[\[pdf\]](#)

Notice KULT KRYPTON the g lab tech 2024 09 Title Created Date 8 12 3 39 55 PM Manuel The G Lab |||

...

lang: **score:18** filesize: 2.28 M page_count: 1 document date: 2024-08-12



[\[pdf\]](#)

Notice KULT KRYPTON The G LabIf an unusual odor or heat escapes from this product if you notice any other sign of malfunction immediately disconnect the power supply the g lab tech 2024 09 srsltid AfmBOopj 6F S6kSF4iZwZKS0x6ER4IW3qNBXU2gq90QTtWA6BP310TV LabNotice supply If AfmBOoqsps2mKpzaefTxWg2IKq7DZyhyK4nihXbeLlaZjCl4D8tQk1JRthe ||| |||

...

lang: **score:13** filesize: 2.28 M page_count: 1 document date: 2024-08-12