

## Manuals+

[Q & A](#) | [Deep Search](#) | [Upload](#)

manuals.plus /

- › [MARVO](#) /
- › [MARVO CM416 4-in-1 Wired Gaming Combo Kit User Manual](#)

## MARVO CM416

# MARVO CM416 4-in-1 Wired Gaming Combo Kit User Manual

Model: CM416 | Brand: MARVO

## INTRODUCTION

This manual provides detailed instructions for the setup, operation, and maintenance of your MARVO CM416 4-in-1 Wired Gaming Combo Kit. This kit includes a wired gaming keyboard, a wired gaming mouse, a wired gaming headset, and a gaming mouse pad, designed to enhance your gaming experience.



Image: The complete MARVO CM416 4-in-1 Wired Gaming Combo Kit, featuring the keyboard, mouse, headset, and mouse pad.

## SETUP INSTRUCTIONS

Follow these steps to connect your gaming combo kit to your computer:

1. **Keyboard Connection:** Connect the USB cable of the keyboard to an available USB port on your computer. The keyboard will be automatically recognized.
2. **Mouse Connection:** Connect the USB cable of the mouse to another available USB port on your computer. The mouse will be automatically recognized.
3. **Headset Connection:**
  - Connect the USB plug of the headset to a USB port for power (RGB lighting).
  - Connect the 3.5mm audio jack to your computer's audio output port.
  - Connect the 3.5mm microphone jack to your computer's microphone input port.
4. **Mouse Pad Placement:** Place the gaming mouse pad on a flat, stable surface.

No additional drivers are typically required for basic functionality. Your operating system should install the necessary drivers automatically.

Your browser does not support the video tag.

Video: An overview of a 5-in-1 gaming set, demonstrating the components and general setup. This video provides a visual guide to connecting similar gaming peripherals.

## OPERATING INSTRUCTIONS

### Keyboard Operation

The keyboard features 104 keys and 3 rainbow backlit modes. Use the following key combinations for specific functions:

- **Backlight Control:** Use the dedicated backlight control keys (refer to keyboard layout for specific keys, often Fn + Scroll Lock or similar) to cycle through the 3 rainbow backlit modes.
- **Multimedia Keys:** The keyboard includes 12 multimedia keys for quick access to media controls.



Image: The MARVO CM416 Gaming Keyboard showcasing its full layout and rainbow RGB backlighting.

Your browser does not support the video tag.

Video: A product introduction for a wired keyboard, demonstrating its features including various lighting modes and key

functions. This can help users understand keyboard operation.

## Mouse Operation

The gaming mouse features adjustable DPI settings and RGB backlighting.

- **DPI Adjustment:** Cycle through DPI settings (1200-1800-2400-3200-4800-8000) using the dedicated DPI button, usually located near the scroll wheel.
- **Programmable Buttons:** Utilize the 7 programmable buttons for custom commands in games or applications. Refer to your operating system or specific game settings for button assignment.
- **RGB Backlight:** The mouse features dynamic RGB lighting.



Image: The MARVO CM416 Gaming Mouse, highlighting its ergonomic design and RGB lighting accents.

## Headset Operation

The headset provides immersive audio and clear communication.

- **Volume Control:** Adjust the audio volume using the inline volume control or your computer's sound settings.
- **Microphone:** Position the flexible microphone for optimal voice pickup. Ensure the microphone is enabled in your computer's sound settings.
- **RGB Lighting:** The headset features RGB lighting powered via the USB connection.



Image: The MARVO CM416 Gaming Headset, showing its earcups with RGB lighting and adjustable microphone.

Your browser does not support the video tag.

Video: A detailed look at a gaming headset, highlighting its design, features, and connectivity options. This video can assist users in understanding the headset's functionality.

## Mouse Pad Usage

The mouse pad provides a smooth and consistent surface for precise mouse movements.

- **Optimal Placement:** Ensure the mouse pad is placed on a clean, flat surface to prevent uneven tracking.
- **Stability:** The non-slip rubber base keeps the mouse pad firmly in place during intense gaming



sessions.



Image: The MARVO CM416 Gaming Mouse Pad, featuring its red and black design with the MARVO logo.

SPECIFICATIONS

Component	Feature	Detail
Keyboard	Key Caps	Double-shot keycaps
	Switch Type	Membrane switches
	Switch Lifespan	10 million keystrokes
	Backlight	3 rainbow backlit modes
	Keys	104 keys
Mouse	DPI	Adjustable (1200-1800-2400-3200-4800-8000)
	Backlight	RGB
	Buttons	7 programmable buttons
	Poll Rate	1000Hz
	Switch Lifespan	3 million clicks
	Acceleration	10G
	Cable Length	1.5m + Magnetic Ring
Headset	Speaker	50mm drivers
	Impedance	32Ω ±15%
	Frequency Response	20Hz - 20kHz
	Cable Length	2M braided cable

Component	Feature	Detail
Mouse Pad	Material	High-quality fabric
	Size	250x210x2mm

## MAINTENANCE

To ensure the longevity and optimal performance of your gaming kit, follow these maintenance guidelines:

- **Cleaning:** Use a soft, dry cloth to wipe down the keyboard, mouse, and headset. For stubborn dirt, a slightly damp cloth can be used, ensuring no moisture enters the internal components.
- **Cable Care:** Avoid sharp bends or excessive pulling on the cables to prevent damage.
- **Storage:** Store the kit in a cool, dry place away from direct sunlight and extreme temperatures when not in use.
- **Mouse Pad:** The fabric mouse pad can be gently cleaned with mild soap and water, then air-dried completely.

## TROUBLESHOOTING

If you encounter any issues with your MARVO CM416 kit, refer to the following common solutions:

- **Device Not Recognized:**
  - Ensure all USB and 3.5mm connections are securely plugged into the correct ports.
  - Try connecting the devices to different USB ports on your computer.
  - Restart your computer.
- **Backlight Not Working:**
  - For the keyboard, ensure the backlight is turned on using the designated key combination (e.g. Fn + Scroll Lock).
  - For the headset, ensure the USB power cable is connected.
- **No Audio from Headset:**
  - Check that the 3.5mm audio jack is fully inserted into the audio output port.
  - Verify your computer's sound settings to ensure the headset is selected as the default playback device and volume is not muted.
  - Adjust the headset's inline volume control.
- **Microphone Not Working:**
  - Ensure the 3.5mm microphone jack is fully inserted into the microphone input port.
  - Check your computer's sound settings to ensure the headset microphone is selected as the default recording device and is not muted.
- **Mouse Tracking Issues:**
  - Ensure the mouse sensor is clean and free from debris.
  - Verify the mouse pad surface is clean and flat.
  - Adjust the DPI settings of the mouse.

## WARRANTY AND SUPPORT







For warranty information and customer support, please refer to the documentation included with your product or visit the official MARVO website. Keep your proof of purchase for warranty claims.

**Manufacturer:** MARVO

**Place of Business:** 6th Floor, Building A, DongFangYaYua Chen Tian Communities, BaoMin 2 Street, Xixiang Bao'an District, Shenzhen

© 2025 MARVO. All rights reserved.

Related Documents - CM416

	<p><a href="#">Marvo LOOT 40 CM416 Gaming Keyboard, Mouse, Headset &amp; Mousepad Combo User Manual</a></p> <p>Comprehensive user manual for the Marvo LOOT 40 CM416 gaming peripherals combo. Includes setup, features, technical specifications, troubleshooting, and warranty information for the keyboard, mouse, headset, and mousepad.</p>
	<p><a href="#">Marvo MH01 Headset &amp; Mouse Gaming Combo User Guide</a></p> <p>Official user guide for the Marvo MH01 Headset &amp; Mouse Gaming Combo, covering features, technical specifications, installation, usage, troubleshooting, and driver information.</p>
	<p><a href="#">Marvo HG9018 7.1 Surround Gaming Headset - Product Use Guide</a></p> <p>Comprehensive product use guide and installation instructions for the Marvo HG9018 7.1 Surround Gaming Headset, featuring tech specs, safety notes, troubleshooting, and warranty information.</p>
	<p><a href="#">Marvo M519 Gaming Mouse User Manual</a></p> <p>Comprehensive user manual for the Marvo M519 gaming mouse, covering setup, features, technical specifications, safety guidelines, troubleshooting, and warranty information. Includes multilingual support details.</p>
	<p><a href="#">Marvo MG08 Gaming Mousepad User Manual</a></p> <p>User manual for the Marvo MG08 gaming mousepad, detailing features, technical specifications, usage, warranty, and compliance information.</p>
	<p><a href="#">Marvo HG9018 7.1 Surround Gaming Headset User Guide</a></p> <p>User guide for the Marvo HG9018 7.1 Surround Gaming Headset, covering product presentation, technical specifications, installation, safety notes, and troubleshooting.</p>