

## Qaba 312-089V00GY

# Qaba Toddler Desk and Chair Set Instruction Manual

Model: 312-089V00GY

## INTRODUCTION

Thank you for choosing the Qaba Toddler Desk and Chair Set. This manual provides essential information for the safe assembly, proper use, and maintenance of your new children's furniture. Please read these instructions carefully before assembly and retain them for future reference.



*Image: The Qaba Toddler Desk and Chair Set in Grey, featuring a desk with a whiteboard, storage cabinet, and a matching chair.*

## SAFETY INFORMATION

Please observe the following safety guidelines to ensure safe use of the product:

- Ensure all parts are securely fastened before use. Regularly check and tighten screws as needed.
- Do not allow children to climb on the desk or chair.
- Keep small parts and assembly hardware away from young children to prevent choking hazards.
- Place the desk and chair on a flat, stable surface.
- Supervise children during use, especially when using the whiteboard or accessing the storage cabinet.

## PACKAGE CONTENTS

Before beginning assembly, verify that all components are present and undamaged. If any parts are missing or damaged, please contact customer support.

- Desk components

- ## ASSEMBLY INSTRUCTIONS

1. Unpack all components and lay them out on a soft, clean surface to prevent scratches.
2. Identify all parts against the parts list provided in the separate assembly diagram.
3. Begin by assembling the desk frame, securing all connections with the provided hardware. Do not overtighten screws initially.
4. Attach the storage cabinet and whiteboard panel to the desk structure.
5. Assemble the chair, ensuring all legs and backrest are firmly attached.
6. Once both the desk and chair are fully assembled, tighten all screws securely.



and depth of both pieces.

## OPERATING INSTRUCTIONS

### Using the Whiteboard

The integrated whiteboard allows children to draw, write, and practice without using paper. Use only dry-erase markers (not included) on the whiteboard surface. To clean, wipe with a dry cloth or a whiteboard eraser.



*Image: A close-up view of the desk's whiteboard feature, showing a child's drawing and art supplies, demonstrating its use for creative activities.*

### Utilizing Storage Space

The desk features a large storage cabinet and an open organizer on top. The cabinet is suitable for storing backpacks, textbooks, binders, and other school supplies. The top organizer is ideal for workbooks, library books, and smaller items.

# LARGE STORAGE SPACE

For books, stationery, household items and so on



*Image: The Qaba desk with its storage cabinet door open, revealing space for a backpack and books, alongside the top organizer filled with books and pencils.*

## Proper Seating

The included chair is designed to support good posture for children. Ensure the child sits with their feet flat on the floor or a footrest, and their back supported by the chair's backrest.



*Image: A young child seated comfortably at the Qaba desk and chair set, illustrating the appropriate use and scale of the furniture.*

## MAINTENANCE

To maintain the quality and appearance of your Qaba Toddler Desk and Chair Set:

- Clean surfaces with a soft, damp cloth. Avoid abrasive cleaners or harsh chemicals.
- For the whiteboard, use only dry-erase markers and a dedicated whiteboard eraser or soft cloth for cleaning.
- Periodically check all screws and connections to ensure they remain tight. Tighten as necessary to maintain stability.
- Keep the furniture away from direct sunlight and excessive moisture to prevent warping or fading.

## TROUBLESHOOTING

- **Missing Parts:** If any parts are missing upon unboxing, please contact customer support with your purchase details.
- **Instability:** Ensure all screws are fully tightened. If instability persists, disassemble and reassemble,

carefully following each step.

- **Difficulty Assembling:** Review the assembly diagram and ensure all pieces are oriented correctly. Do not force parts together.

SPECIFICATIONS

Feature	Detail
Brand	Qaba
Model Number	312-089V00GY
Color	Grey
Desk Dimensions (L x W x H)	35.4" x 17.7" x 33.5"
Chair Dimensions (L x W x H)	11.4" x 11.4" x 26"
Base Material	Engineered Wood
Top Material Type	Engineered Wood
Special Feature	Whiteboard, Storage Cabinet
Product Weight	43 Pounds
Assembly Required	Yes






WARRANTY AND SUPPORT

For warranty information or customer support, please refer to your purchase documentation or contact the retailer where the product was purchased. Keep your proof of purchase for any warranty claims.

© 2025 Qaba. All rights reserved.

Related Documents - 312-089V00GY

	<p><a href="#">Qaba Kids Table and Chair Set with Whiteboard - Assembly Instructions and Safety Information</a></p> <p>Detailed assembly instructions, safety warnings, and maintenance guide for the Qaba Kids Table and Chair Set with Whiteboard (Model 312-089V00). Includes parts list, step-by-step assembly, and contact information for Aosom LLC and Aosom Canada Inc.</p>
---	---

	<p><a href="#">Qaba 312-134V80 Kids Table and Chair Set Assembly Instructions</a></p> <p>Official assembly instructions for the Qaba 312-134V80 Kids Table and Chair Set. Includes parts list, hardware details, step-by-step assembly guide, and care instructions. Suitable for ages 3+.</p>
	<p><a href="#">Qaba 4-Piece Kids Table and Chair Set with Storage Bench - Model 312-001</a></p> <p>Assembly instructions, safety warnings, and maintenance guide for the Qaba 4-Piece Kids Table and Chair Set with Storage Bench (Model 312-001). This set is designed for children aged 3 years and older, with a maximum weight capacity of 25 Kg for chairs and table. The document includes bilingual (English/French) safety information and contact details for Aosom.</p>
	<p><a href="#">Qaba Kids Study Desk and Chair Set Assembly Instructions</a></p> <p>Detailed assembly instructions for the Qaba Kids Study Desk and Chair Set (Model: 312-131V80). Includes hardware list, parts list, and step-by-step assembly guidance for children's furniture.</p>
	<p><a href="#">Qaba Kids Desk and Chair Set with Drawer - Assembly Instructions</a></p> <p>Official assembly instructions for the Qaba Kids Desk and Chair Set (Model: 312-136V80). Includes parts list, hardware details, step-by-step assembly guide, and safety warnings. Features a drawer for storage.</p>
	<p><a href="#">Qaba 312-107V80 Kids Desk and Chair Set Assembly Guide</a></p> <p>Official assembly instructions and safety guidelines for the Qaba 312-107V80 Kids Desk and Chair Set. Includes parts list, step-by-step assembly, and maintenance tips.</p>