

[Manuals.plus](#) /

› [ROFALL](#) /

› [ROFALL P1S-3 USB Computer Speaker User Manual](#)

ROFALL P1S-3

ROFALL P1S-3 USB Computer Speaker User Manual

Model: P1S-3 | Brand: ROFALL

INTRODUCTION

The ROFALL P1S-3 USB Computer Speaker is designed to provide enhanced audio and voice pickup for various applications, including video meetings, online classes, gaming, and music. This compact and portable speaker features a built-in noise-canceling microphone and two distinct sound modes to optimize your audio experience. Its plug-and-play functionality ensures easy setup across a wide range of operating systems and devices.



Image: The ROFALL P1S-3 USB Computer Speaker, a compact black circular device with a USB cable connected, showcasing its sleek design and connectivity.

WHAT'S IN THE BOX

Please check the package contents upon unboxing:


- USB Computer Speaker (P1S-3) x 1
- Type-C Cable x 1
- Product Manual x 1

SETUP

Connecting the Speaker

The ROFALL P1S-3 speaker is designed for plug-and-play operation, requiring no additional software or drivers for most systems.

1. Locate an available USB port on your computer (laptop or desktop).
2. Connect the provided Type-C cable to the speaker's Type-C port.
3. Plug the USB-A end of the cable into your computer's USB port.



Not Only Wide Compatibility for System
But Also for Most of Computer Devices

Image: The ROFALL P1S-3 speaker connected to a laptop via its USB cable, illustrating the simple plug-and-play setup.

System Compatibility

The speaker is compatible with a wide range of operating systems and devices:

- **Operating Systems:** Windows, Chrome OS, Mac OS, Linux.
- **Devices:** Laptops, Desktops, Tablets, Smartphones (with appropriate adapters if needed).

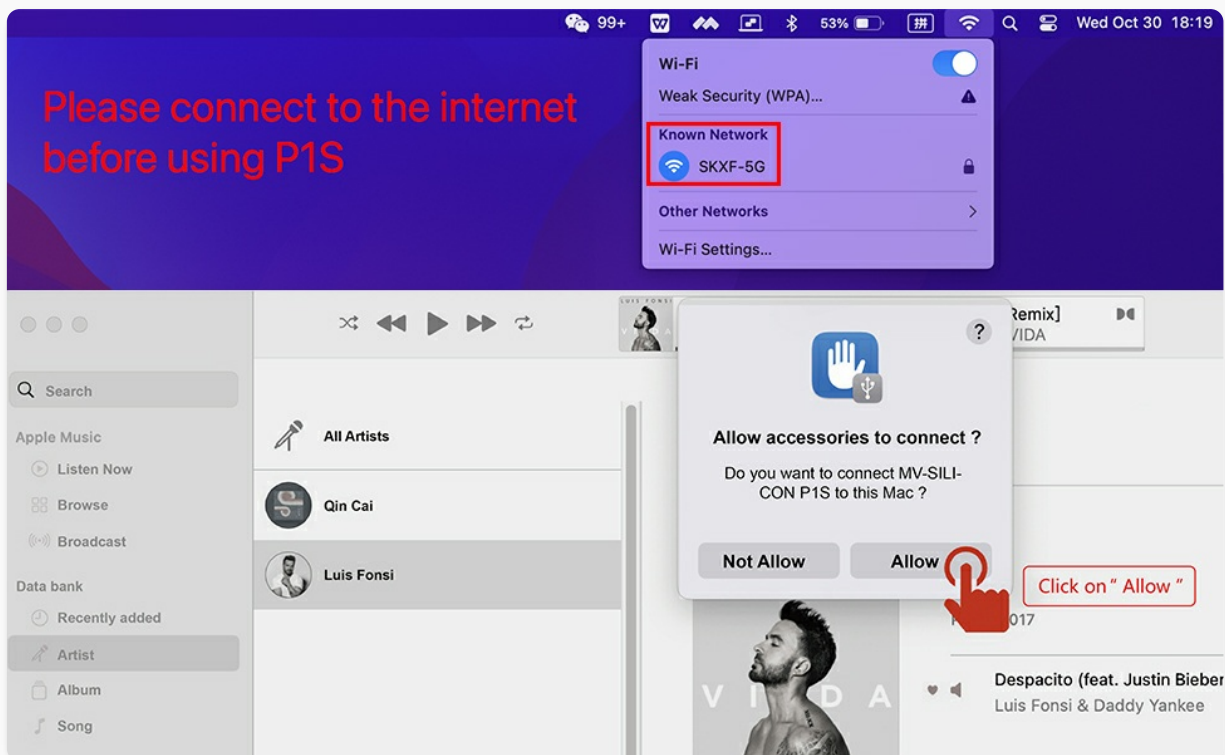


Image: Visual representation of the speaker's compatibility with Mac OS, Windows, Linux, and Chrome OS, as well as various laptop brands.

Initial Audio Configuration (Mac OS Example)

While typically plug-and-play, some systems may require manual selection of the speaker as the audio

output device.

1. Ensure your device is connected to the internet before first use.
2. When prompted, allow accessories to connect to your device. Click "Allow" if a pop-up appears.
3. Navigate to your system's Sound settings (e.g., System Preferences > Sound on Mac).
4. Select the "Output" tab.
5. Choose "P1S-3 USB" or similar entry as your audio output device.

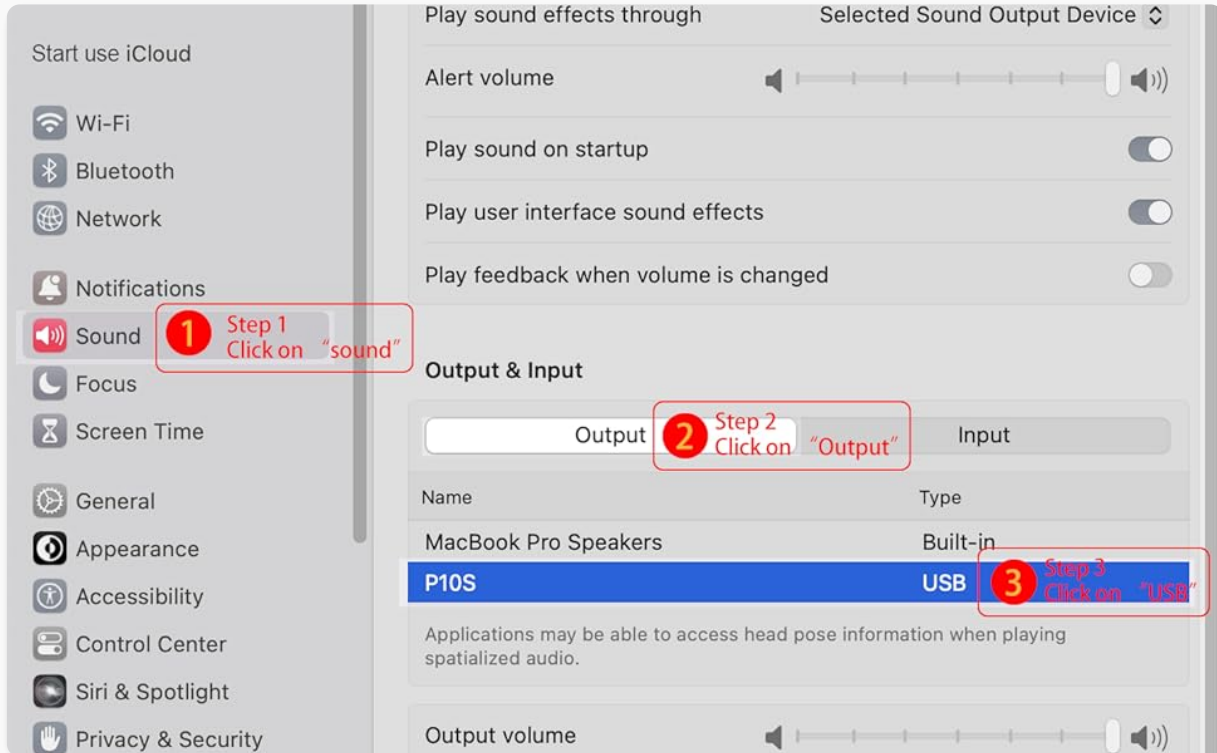


Image: Screenshot demonstrating how to select the P1S-3 USB speaker as the audio output device in Mac OS Sound settings.

OPERATING INSTRUCTIONS

Controls Overview



Image: Diagram highlighting the speaker's controls: Knob (Play/Pause, Volume +/-), Charge LED, Type-C port, and K Button (Power on/off, Sound effect).

- **Knob:** Controls playback (Play/Pause) and volume adjustment (Volume +/-).
- **K Button:** Used for power on/off and switching between sound effects/modes.

- **Charge LED:** Indicates charging status or power on.
- **Type-C Port:** For connecting the speaker to your device.

Sound Modes (2EQ)

The speaker offers two distinct sound modes, Music and Voice, which can be switched using the K Button.

- **Music Mode:** Optimized for general audio playback, offering a balanced sound profile suitable for music and multimedia.
- **Voice Mode:** Enhances vocal clarity, ideal for video conferences, online meetings, podcasts, and calls.

Press the K Button to toggle between these modes. The speaker may provide voice feedback indicating the current mode.

Microphone Functionality

The built-in microphone features noise-canceling technology to reduce environmental noise and enhance voice pickup, ensuring clear communication during calls and meetings.



Image: A person using the speaker with a laptop, illustrating the 360-degree voice pickup capability for clear communication.

For optimal microphone performance, ensure the speaker is placed on a stable surface and within a

reasonable distance from the speaker.

MAINTENANCE

To ensure the longevity and optimal performance of your ROFALL P1S-3 speaker, follow these simple maintenance guidelines:

- **Cleaning:** Use a soft, dry cloth to wipe the exterior of the speaker. Avoid using liquid cleaners, aerosols, or abrasive materials, as these can damage the surface or internal components.
- **Storage:** When not in use, store the speaker in a cool, dry place away from direct sunlight and extreme temperatures.
- **Handling:** Handle the speaker with care. Avoid dropping it or subjecting it to strong impacts, which can damage internal circuitry.
- **Connectivity:** Always plug and unplug the USB cable gently to prevent damage to the ports.

TROUBLESHOOTING

Problem	Possible Cause	Solution
No sound from speaker	Speaker not properly connected; Incorrect audio output selected; System volume too low or muted.	Ensure the USB cable is securely plugged into both the speaker and the computer. Check your computer's sound settings to confirm "P1S-3 USB" is selected as the output device. Increase system volume and check for mute settings.
Microphone not working or poor quality	Incorrect audio input selected; Microphone muted in software; Environmental noise.	Verify "P1S-3 USB" is selected as the input device in your computer's sound settings and communication software (e.g., Zoom, Skype). Ensure the microphone is not muted within the application. Position the speaker closer to the user and minimize background noise.
Volume dial not responding	Potential hardware issue; Software conflict.	Try restarting your computer. If the issue persists, contact customer support.
Speaker not recognized by computer	Faulty USB port; Incompatible USB cable; System driver issue.	Try a different USB port on your computer. Ensure you are using the provided Type-C cable or a known compatible one. Restart your computer.

SPECIFICATIONS

Model Name:	P1S-3 Computer Speaker
Brand:	ROFALL
Mounting Type:	Tabletop Mount
Material:	Plastic, Metal
Speaker Type:	Multimedia

Special Feature: Portable, Built In Microphone, USB Port, Display

Compatible Devices: Laptop, Desktop, Tablet, Smartphone

Controller Type: Button

Surround Sound Channel

Configuration: 5.1

Color: Black

Product Dimensions: 4.13"D x 4.06"W x 1.89"H

Item Weight: 5.6 ounces

Power Source: Corded Electric

Speaker Size: 1.3 Inches

Audio Driver Type: Dynamic Driver

Number of

Microphones: 1

Connectivity

Protocol: USB

Speaker Maximum Output

Power: 3 Watts

Frequency Response: 10 Hz

Connectivity Technology: USB

Audio Output

Mode: Surround

UPC: 647349334153

WARRANTY AND SUPPORT

The ROFALL P1S-3 USB Computer Speaker comes with a Limited Warranty. For specific details regarding warranty coverage, duration, and terms, please refer to the warranty information provided in the product packaging or contact ROFALL customer support.

For technical assistance, troubleshooting, or any product-related inquiries, please contact ROFALL customer support through their official website or the contact information provided in your product manual.

Manufacturer: PUNKWOLF
