

Medivon ME-800

Medivon ME-800 Anti-Cellulite Massager User Manual

1. INTRODUCTION

Thank you for choosing the Medivon ME-800 Anti-Cellulite Massager. This device is designed to provide professional massage for various body parts, stimulating blood circulation, helping to reduce body fat, combating muscle tension, and offering comprehensive relaxation. Please read this manual carefully before use to ensure safe and effective operation.

2. IMPORTANT SAFETY INSTRUCTIONS

To reduce the risk of electric shock, burns, fire, or injury, always follow these basic safety precautions:

- Always unplug the appliance from the electrical outlet immediately after use and before cleaning.
- Do not use while bathing or in a shower.
- Do not place or store appliance where it can fall or be pulled into a tub or sink.
- Do not place in or drop into water or other liquid.
- Never use pins or other metallic fasteners with this appliance.
- Close supervision is necessary when this appliance is used by, on, or near children, invalids, or disabled persons.
- Use this appliance only for its intended use as described in this manual. Do not use attachments not recommended by the manufacturer.
- Never operate this appliance if it has a damaged cord or plug, if it is not working properly, if it has been dropped or damaged, or dropped into water.
- Keep the cord away from heated surfaces.
- Never use while sleeping or drowsy.
- Never drop or insert any object into any opening.

- Do not operate where aerosol (spray) products are being used or where oxygen is being administered.
- Do not use on sensitive skin areas or where circulation is poor.
- Do not use on infants, invalids, or sleeping or unconscious persons.
- Consult your doctor before using if you have any medical conditions, including pregnancy, heart conditions, or skin disorders.

3. PACKAGE CONTENTS

Your Medivon ME-800 Anti-Cellulite Massager package includes:

- 1 x Medivon ME-800 Massager Unit
- 8 x Interchangeable Massage Heads
- 1 x User Manual

4. PRODUCT OVERVIEW

Familiarize yourself with the components of your Medivon ME-800 massager:




Figure 1: Medivon ME-800 Massager Main Unit. This image shows the ergonomic design of the massager, featuring a handle for grip, a power cord extending from the base, and a prominent rotary dial on the side for power control and intensity adjustment. The unit is gold and white in color.




Figure 2: Interchangeable Massage Heads. This image displays eight distinct massage heads. The top row shows four black heads with various textures: two with smooth rollers, one with multiple small nubs, and one with spiral-shaped protrusions. The bottom row shows four white heads: one with a wavy surface, one with multiple smooth spheres, and one with a textured, abrasive surface.

Key Components:

- **Main Unit:** Ergonomically designed body with a handle.
- **Power/Intensity Dial:** Located on the side, used to turn the device ON/OFF and adjust massage intensity.
- **Massage Head Attachment Point:** Where the interchangeable heads are secured.
- **Power Cord:** For connecting to an electrical outlet.
- **Interchangeable Massage Heads (8 types):** Each head offers a different massage experience, targeting various needs such as deep tissue, gentle stimulation, or exfoliation.

5. SETUP

Follow these steps to set up your Medivon ME-800 massager:

1. **Select a Massage Head:** Choose the desired massage head based on your preference and the area you wish to massage. Refer to Figure 2 for visual identification of the heads.
2. **Attach the Massage Head:** Align the chosen massage head with the attachment point on the main unit. Gently push and twist until it clicks securely into place. Ensure it is firmly attached before use.
3. **Connect to Power:** Plug the power cord into a standard electrical outlet.

6. OPERATING INSTRUCTIONS

To operate your Medivon ME-800 massager:

1. **Turn On:** Rotate the Power/Intensity Dial clockwise from the 'OFF' position. The device will start at the lowest intensity setting.
2. **Adjust Intensity:** Continue rotating the dial clockwise to increase the massage intensity. Rotate counter-clockwise to decrease intensity.
3. **Apply to Body:** Gently apply the massager to the desired body area. The Medivon ME-800 is suitable for professional massage of the neck, back, thighs, and gluteal areas.
4. **Massage Duration:** For optimal results and to avoid over-stimulation, it is recommended to use the massager for 10-15 minutes per area. Do not exceed 20 minutes in a single session.
5. **Turn Off:** After use, rotate the Power/Intensity Dial counter-clockwise until it clicks into the 'OFF' position.
6. **Unplug:** Always unplug the device from the electrical outlet after each use.

Recommended Usage:

- For muscle tension relief: Use a gentle to medium intensity on affected areas.
- For circulation stimulation: Use a moderate intensity with circular motions.
- For anti-cellulite massage: Use specific heads designed for this purpose (e.g., textured or nubby heads) with firm, circular motions.

7. MAINTENANCE AND CLEANING

Proper maintenance ensures the longevity and hygiene of your massager:

1. **Unplug Before Cleaning:** Always ensure the massager is unplugged from the power outlet before cleaning.
2. **Clean Main Unit:** Wipe the main unit with a soft, slightly damp cloth. Do not use abrasive cleaners or immerse the unit in water.
3. **Clean Massage Heads:** Detach the massage heads from the main unit. They can be washed with mild soap and water. Rinse thoroughly and allow them to air dry completely before reattaching or storing.

4. **Storage:** Store the massager and its attachments in a cool, dry place, away from direct sunlight and out of reach of children.

8. TROUBLESHOOTING

If you encounter any issues with your Medivon ME-800 massager, refer to the following table:

Problem	Possible Cause	Solution
Massager does not turn on.	Not plugged in; Power dial in 'OFF' position; Power outlet malfunction.	Ensure the power cord is securely plugged into a working outlet. Rotate the power dial clockwise. Test the outlet with another appliance.
Weak or inconsistent massage.	Low intensity setting; Massage head not properly attached.	Increase the intensity by rotating the dial clockwise. Ensure the massage head is securely attached.
Unusual noise or vibration.	Loose massage head; Internal malfunction.	Check if the massage head is properly attached. If the problem persists, discontinue use and contact customer support.

If the problem persists after attempting these solutions, please contact Medivon customer support.






9. SPECIFICATIONS


- **Model:** ME-800
- **Manufacturer:** Medivon
- **Product Dimensions:** 28.5 x 13 x 19 cm
- **Product Weight:** 1.21 Grams
- **Color:** Gold
- **Power Source:** Corded Electric (Voltage/Frequency not specified, assume standard for region of sale)
- **Features:** 8 interchangeable massage heads, adjustable intensity.

10. WARRANTY AND SUPPORT






Medivon products are manufactured to high-quality standards. For information regarding warranty coverage, please refer to the warranty card included with your purchase or visit the official Medivon website. For technical support, spare parts, or any inquiries, please contact your retailer or Medivon customer service directly. Keep your proof of purchase for warranty claims.

Related Documents - ME-800

<p>medivon.</p>  <p>User manual PL EN DE FR ES PT IT CZ SK SL EE LT LV HU RO RU NB FI EL HR SV DA NL TR BG AR</p>	<p>Medivon Perseus Foot Massager User Manual</p> <p>Detailed user manual for the Medivon Perseus foot massager, covering operation, features like heating and automatic modes, and important safety precautions.</p>
<p>medivon.</p>  <p>User manual PL EN DE ES IT FR NL SE</p>	<p>Medivon Kitty User Manual - Relaxation and Scalp Care Device</p> <p>Comprehensive user manual for the Medivon Kitty massager, detailing operation, benefits, precautions, and compliance information. Learn how to use the device for deep relaxation and improved scalp circulation.</p>
<p>medivon.</p>  <p>User manual PL EN DE ES IT FR NL SE</p>	<p>Medivon Halley User Manual: Features, Operation, and Safety</p> <p>Comprehensive user manual for the Medivon Halley massager. Learn about its features, how to operate it, safety precautions, and disposal information for this personal care device.</p>
<p>medivon.</p>  <p>User manual PL EN DE FR ES PT IT CZ SK SL EE LT LV HU RO RU NB FI EL HR SV DA NL TR BG AR</p>	<p>Medivon Horizon Lynx Massager User Manual</p> <p>Comprehensive user manual for the Medivon Horizon Lynx massager, detailing device operation, charging, Bluetooth connectivity, massage modes, safety warnings, and contraindications for use. Includes compliance information and importer details.</p>
<p>medivon.</p>  <p>User manual PL EN DE ES IT FR NL SE</p>	<p>Medivon Libra Pro User Manual: Operation, Features, and Safety</p> <p>This user manual provides comprehensive instructions for the Medivon Libra Pro massager, covering device operation, intensity control, heating/cooling functions, important safety precautions, contraindications, and disposal guidelines. Available in multiple languages.</p>

<div><div>medivon</div><div></div><div>User manual PL EN DE ES PT FR NL SE</div></div>	<p>Medivon Neptun User Manual: Operation, Safety, and Compliance Guide</p> <p>This user manual provides comprehensive instructions for the Medivon Neptun massager, covering its operation, charging, benefits, safety precautions, and disposal information. It is designed for deep relaxation and scalp circulation improvement.</p>
---	---

Documents - Medivon – ME-800

<div><div>medivon</div><div></div><div>User manual PL EN DE FR ES PT IT CZ SK SL EE LT LV HU RO RU NB FI EL HR SV DA NL TR BG AR</div></div>	<p>[pdf] User Manual Instructions</p> <p>Medivon ME 800 manual v03 AICIMedivon Livrare rapida! Notino rov1cdn notinoimg files instructions 5904119280641 </p> <p>...</p> <p>lang: score:38 filesize: 5.65 M page_count: 29 document date: 2024-01-10</p>
<div><div>medivon</div><div></div></div>	<p>[pdf] Accessories Catalog</p> <p>Product Telcomdis shiatsu massage air rolling kneading heating 3 level reduces swelling cleanses the body supports Medivon Catalogue 2024 EN telcomdis 07 </p> <p>Product CATALOG 2024 Table of contents 3 - Massage chair 4 - Medivon Oasis 5 - Medivon Cozimo 6 - ... dheld massagers 54 - Medivon Lift 55 - Medivon Libra PRO 56 - Medivon Libra 57 - Medivon Molly 58 - ME-800 59 - Medivon Cello 60 - Medivon Halley 61 - Medivon Cushy 62 - Pillows 63 - Medivon Bliss 64 ...</p> <p>lang:it score:23 filesize: 13.23 M page_count: 136 document date: 2024-04-23</p>
<div><div>medivon</div><div></div></div>	<p>[pdf] Accessories Catalog</p> <p>Produto TelcomdisAjuste de intensidade massagem em 3 etapas função aquecimento ar ajuste da largura e alturaMedivon Catalogue 2024 v1PTtelcomdis 07 Medivon v1PT </p> <p>Produto CATLOGO PT 2024 ndice 3 - Cadeira de massagem 4 - Medivon Oasis 5 - Medivon Cozimo 6 - Ta ... dores portteis. 54 - Medivon Lift 55 - Medivon Libra PRO 56 - Medivon Libra 57 - Medivon Molly 58 - ME-800 59 - Medivon Cello 60 - Medivon Halley 61 - Medivon Cushy 62 - Almofadas 63 - Medivon Bliss 6...</p> <p>lang:es score:23 filesize: 13.18 M page_count: 136 document date: 2024-05-20</p>
<div><div>medivon</div><div></div></div>	<p>[pdf] Accessories Catalog</p> <p>Product Telcomdis Massage head for GUN type Medivon massagers provides heat and cooling ozone sterilization bubble massage 6 groups of heads designed Catalogue 24 25 EN telcomdis 2025 07 </p> <p>Product CATALOG Table of contents 3 - Massage chair 4 - Medivon Oasis 5 - Medivon Cozimo 6 - Chai ... dheld massagers 54 - Medivon Lift 55 - Medivon Libra PRO 56 - Medivon Libra 57 - Medivon Molly 58 - ME-800 59 - Medivon Cello 60 - Medivon Halley 61 - Medivon Cushy 62 - Pillows 63 - Medivon Bliss 64 ...</p> <p>lang:it score:23 filesize: 13.42 M page_count: 136 document date: 2025-07-09</p>
<div><div>medivon</div><div></div></div>	<p>[pdf] Accessories Catalog</p> <p>Product Masajeador de pies y cojín 2 en 1 interior suave del masajeador masaje Masaje Shiatsu aire modo raspado Medivon Catalogue 2024 v1 ES telcomdis 07 </p> <p>Product CATALOG 2024 Tabla de contenidos 3 - Silla de masaje 4 - Medivon Oasis 5 - Medivon Cozimo ... eadores de mano 54 - Medivon Lift 55 - Medivon Libra PRO 56 - Medivon Libra 57 - Medivon Molly 58 - ME-800 59 - Medivon Cello 60 - Medivon Halley 61 - Medivon Cushy 62 - Almohadas 63 - Medivon Bliss 6...</p> <p>lang:es score:23 filesize: 13.17 M page_count: 136 document date: 2024-05-17</p>

