

## SANGMUCEN HBF021H01

# SANGMUCEN HBF021H01 Double Bed Frame Instruction Manual

Model: HBF021H01 | Brand: SANGMUCEN

For assistance, please contact SANGMUCEN customer service.

## 1. IMPORTANT SAFETY INFORMATION

---

Please read and understand all instructions before assembly and use. Failure to follow these instructions may result in injury or product damage.

- Do not use a box spring with this bed frame. This frame is designed for direct mattress placement.
- Do not exceed the maximum weight capacity of 800 pounds (approximately 363 kg). Overloading can compromise the structural integrity.
- Carefully follow all assembly instructions to ensure stability and prevent collapse. Ensure all fasteners are securely tightened.
- Keep small parts and packaging materials away from children during assembly to prevent choking hazards.
- Assemble the bed frame on a soft, clean surface (e.g., carpet) to prevent scratching the product or your floor.

## 2. PACKAGE CONTENTS

---

Verify that all components are present before beginning assembly. Each part is labeled with a serial number for easy identification.

- Headboard components (Rustic Brown Wood Panels, Metal Frame)
- Footboard components (Rustic Brown Wood Panels, Metal Frame)
- Side Rails (Metal)
- Metal Slats (Support System)
- Support Legs (9 total)
- Hardware Pack (Bolts, Washers, Nuts, Allen Key)

- Installation Manual

### 3. SETUP AND ASSEMBLY INSTRUCTIONS

---

Assembly typically takes less than 60 minutes with two people. Follow the detailed steps provided in the included installation manual. Ensure all parts are correctly oriented before tightening screws.

#### 3.1 Assembly Overview



Image: Fully assembled SANGMUCEN HBF021H01 Double Bed Frame, showcasing the rustic brown wood headboard and footboard, metal frame, and under-bed storage space. A mattress and bedding are shown, with storage baskets underneath.

#### 3.2 Component Identification and Dimensions

# FULL SIZE

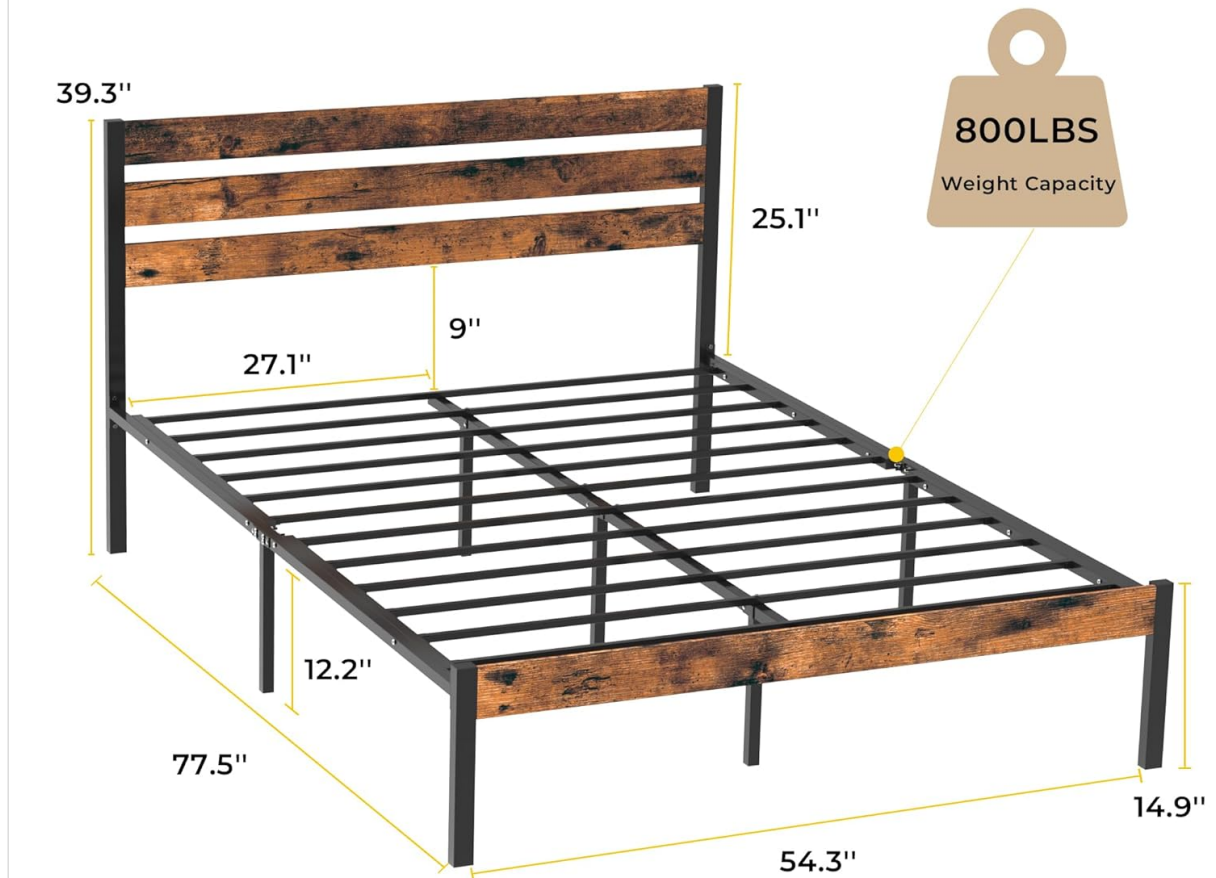


Image: Diagram illustrating the dimensions of the SANGMUCEN HBF021H01 Full/Double Bed Frame. Key measurements include a total length of 77.5 inches, width of 54.3 inches, headboard height of 39.3 inches, footboard height of 14.9 inches, and 12.2 inches of under-bed clearance. The diagram also indicates an 800 lbs weight capacity.

### 3.3 Step-by-Step Assembly (Refer to included manual for detailed diagrams)

1. Unpack all components and lay them out on a soft, clean surface. Verify all parts against the package contents list.
2. Attach the headboard and footboard panels to their respective metal frames using the provided hardware.
3. Connect the side rails to the headboard and footboard frames. Ensure all connections are secure but do not fully tighten bolts until the frame is fully assembled.
4. Install the central support beam and its associated legs.
5. Place the metal slats across the frame. The slats are designed to provide robust support without a box spring.
6. Ensure the foam padding is correctly positioned on the middle beam to prevent noise.
7. Tighten all bolts and fasteners securely. Do not overtighten.
8. Attach the non-slip mattress grippers to keep your mattress in place.
9. Place the protective pads on the bottom of the legs to prevent floor scratching.

### 3.4 Key Assembly Features

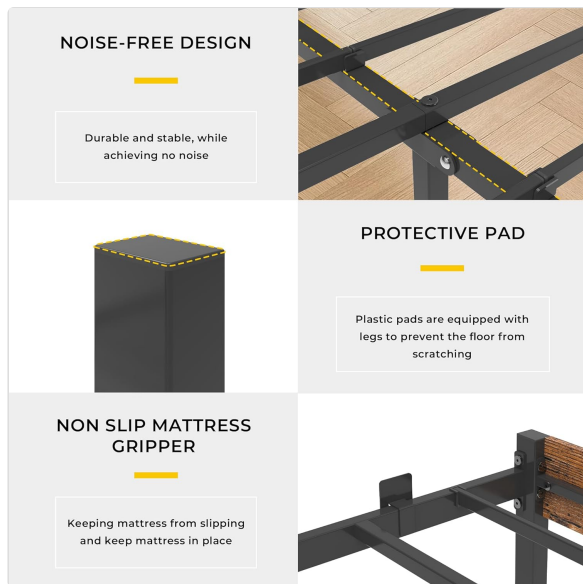


Image: Details of the bed frame's design features, including foam padding on the middle beam for noise reduction, plastic pads on the legs to protect floors, and a non-slip mattress gripper to prevent mattress movement.



Image: Close-up view of the bed frame's reinforced metal slat structure and multiple support legs, highlighting its durability and ability to withstand up to 800 lbs.

## 4. OPERATING INSTRUCTIONS (USAGE)

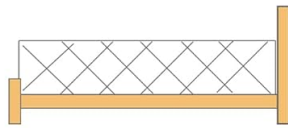
---

### 4.1 Mattress Placement

This bed frame is designed to be used without a box spring. Place your mattress directly onto the metal slats. The embedded design and non-slip grippers will help keep your mattress securely in place.



Embedded Design



No Sliding



No-Embedded Design



Easy Sliding

Image: Illustration showing the recommended mattress height of 8 to 12 inches for optimal fit and comfort with the bed frame's embedded design, which prevents mattress sliding.

#### 4.2 Under-Bed Storage

The frame provides 12.2 inches (approximately 31 cm) of clearance underneath, offering ample space for storage. Utilize storage bins or boxes to keep your bedroom tidy.



Image: A side view of the bed frame highlighting the 12.2-inch under-bed storage space, with storage baskets placed neatly beneath the frame.

## 5. MAINTENANCE

---

- **Cleaning:** Wipe the metal frame and wood surfaces with a soft, damp cloth. Avoid using abrasive cleaners or harsh chemicals, as these can damage the finish.
- **Fasteners:** Periodically check all bolts and screws to ensure they remain tight. Re-tighten if necessary to maintain stability and prevent noise.
- **Environment:** Keep the bed frame in a dry environment. Avoid prolonged exposure to direct sunlight or extreme humidity, which can affect the wood components.

## 6. TROUBLESHOOTING

---

- **Noise/Squeaking:**
  - Ensure all bolts are securely tightened.
  - Verify that the foam padding on the central beam is correctly positioned to reduce friction between metal components.
  - Check that the mattress is properly seated and not causing undue stress on the frame.

- **Instability/Wobbling:**

- Re-check all assembly steps to ensure correct installation of all parts, especially the support legs and side rails.
- Ensure the bed frame is placed on a flat, even surface.

- **Missing or Damaged Parts:** If you find any parts missing or damaged upon opening the package, please contact SANGMUCEN customer service immediately for assistance.

## 7. SPECIFICATIONS

---

<b>Brand</b>	SANGMUCEN
<b>Model Number</b>	HBF021H01
<b>Size</b>	Full/Double
<b>Color</b>	Rustic Brown
<b>Material</b>	Metal, Wood
<b>Product Dimensions (L x W x H)</b>	197 x 138 x 100 cm (77.5 x 54.3 x 39.3 inches)
<b>Item Weight</b>	19.96 kg (approx. 44 lbs)
<b>Weight Capacity</b>	800 lbs (approx. 363 kg)
<b>Under-Bed Clearance</b>	12.2 inches (approx. 31 cm)
<b>Special Features</b>	No Box Spring Needed, Space Saving, Squeak Resistant
<b>Compatible Mattress Height</b>	8"-12"

## 8. WARRANTY AND SUPPORT

---

SANGMUCEN is committed to providing high-quality products and excellent customer service. If you encounter any issues with your bed frame, or have questions regarding assembly or parts, please do not hesitate to contact us.

We aim to resolve any problems within 24 hours. Please have your model number (HBF021H01) and purchase details ready when contacting support.

For the most up-to-date warranty information and contact methods, please visit the official SANGMUCEN website or refer to your purchase documentation.